

Price List

2023



Gurney & White Ltd

Electrical and Plumbing Supplies

Jan > March 2024

Due to price increases by the manufacturers, please use the prices in this catalogue for REFERENCE ONLY
Bring branch for on day prices.



WE ALSO SELL

Kitchens

Bathrooms

Bedrooms

Plumbing



Bathroom & Kitchen Showroom at Dartford Branch
info@gws.ltd - www.gwsupplies.co.uk



ELECTRICAL SUPPLIES: 01322 271171
PLUMBING SUPPLIES: 01322 286868

01 December 2023

Twin & Earth

| | | 1mt | 50mt | 100mt |
|-----------------------------|-------|------------|-------------|--------------|
| 6242Y 1T | 1.0mm | 0.43 | 15.01 | 28.97 |
| 6242Y 1.5T | 1.5mm | 0.57 | 20.17 | 38.09 |
| 6242Y 2.5T | 2.5mm | 0.85 | 30.28 | 56.58 |
| 6242Y 4T | 4.0mm | 1.34 | 44.58 | 89.30 |
| 6242Y 6T | 6.0mm | 2.02 | 67.34 | 134.89 |
| 6242Y 10T | 10mm | 2.91 | 112.78 | 223.78 |
| 6242Y 16T | 16mm | 4.87 | 188.47 | 374.70 |
| 3c & Earth | | 1mt | 50mt | 100mt |
| 6243Y-H | 1.0mm | 0.58 | 20.54 | 38.54 |
| 6243Y-H | 1.5mm | 0.82 | 27.82 | 54.47 |
| LSF Twin & Earth | | | | 100mt |
| 6242B | 1.5mm | | | 54.92 |
| 6242B | 2.5mm | | | 79.39 |
| 6242B | 4.0mm | | | 120.31 |
| 6243B | 1.5mm | | | 74.44 |

Flexible Cable

| | | 1mt | 50mt | |
|---------------|---------|------------|-------------|--------------|
| 2182Y 2 Core | 0.75 mm | 0.00 | 0.00 | |
| | | 1mt | 50mt | |
| 3182Y 2 Core | 0.75 mm | 0.38 | 13.56 | |
| 3182Y 2 Core | 1.0 mm | 0.47 | 16.79 | |
| 3182Y 2 Core | 1.5 mm | 0.65 | 23.31 | |
| | | 1mt | 50mt | 100mt |
| 3183Y 3 Core | 0.75 mm | 0.52 | 18.73 | |
| 3183Y 3 Core | 1.0 mm | 0.65 | 23.04 | |
| 3183Y 3 Core | 1.5 mm | 0.89 | 31.76 | |
| 3183Y 3 Core | 2.5 mm | 1.45 | 51.84 | |
| 3183Y 3 Core | 4.0mm | 0.00 | 0.00 | |
| 3183YAG ARTIC | 1.5mm | 1.93 | | 68.94 |
| 3183YAG ARTIC | 2.5mm | 3.07 | | 109.60 |
| | | 1mt | 50mt | |
| 3184Y 4 Core | 0.75 mm | 0.72 | 25.57 | |
| 3184Y 4 Core | 1.0 mm | 0.88 | 31.27 | |
| 3184Y 4 Core | 1.5 mm | 1.25 | 44.61 | |

| | | 1mt | 50mt | |
|--------------|---------|------|-------|--|
| 3185Y 5 Core | 0.75 mm | 0.88 | 31.38 | |
| 3185Y 5 Core | 1.0 mm | 1.11 | 39.53 | |
| 3185Y 5 Core | 1.5 mm | 1.61 | 57.35 | |

Heat Resistant

| | | 1mt | 50mt | |
|--------------|---------|------|-------|--|
| 3093Y 3 Core | 0.75 mm | 0.67 | 24.08 | |
| 3093Y 3 Core | 1.0 mm | 0.81 | 28.80 | |
| 3093Y 3 core | 1.5 mm | 1.14 | 40.57 | |
| 3093Y 3 Core | 2.5 mm | 1.75 | 62.52 | |
| 3094Y 4 Core | 0.75mm | 0.83 | 29.69 | |
| 3095Y 5 Core | 0.75mm | 1.03 | 36.62 | |

Butyl Rubber

| | | 1mt | 50mt | |
|---------------|--------|--------|--------|--|
| 3183TQ 3 Core | 0.75mm | p.o.a. | p.o.a. | |
| 3183TQ 3 Core | 1.0mm | p.o.a. | p.o.a. | |
| 3183TQ 3 Core | 1.5mm | p.o.a. | p.o.a. | |
| 3183TQ 3 Core | 2.5mm | p.o.a. | p.o.a. | |

Single Cable

| | | 1mt | 50mt | 100mt |
|-------|-------|------|-------|--------|
| 6491X | 1.5mm | | | 19.20 |
| 6491X | 2.5mm | | | 30.69 |
| 6491X | 4.0mm | 0.98 | | 48.82 |
| 6491X | 6.0mm | 1.45 | | 72.54 |
| 6491X | 10mm | 2.39 | 59.63 | 119.25 |
| 6491X | 16mm | 3.73 | 93.32 | 186.43 |

LSF Single Cable

| | | | | 100mt |
|-------|-------|--|--|--------|
| 6491B | 1.5mm | | | 21.50 |
| 6491B | 2.5mm | | | 33.98 |
| 6491B | 4.0mm | | | 52.58 |
| 6491B | 6.0mm | | | 77.17 |
| 6491B | 10mm | | | 130.29 |
| 6491B | 16mm | | | 202.21 |

Double Insulated

| | | 1mt | 100mt |
|----------|----------|------|--------|
| 6181Y | 16mm | 2.80 | 199.92 |
| 6181Y | 25mm | 4.03 | 288.04 |
| 6181Y | 35mm | 5.97 | 426.14 |
| 6181Y-25 | 25mm x 3 | | 16.46 |

Fire Resistant White & Red

| | | 1mt | 100mt |
|-----------------|-------|-------|--------|
| FP200 2 C&E 1.5 | 1.5mm | 3.28 | 151.45 |
| FP200 2 C&E 2.5 | 2.5mm | 6.06 | 279.47 |
| FP200 3 C&E 1.5 | 1.5mm | 5.65 | 260.82 |
| FP200 3 C&E 2.5 | 2.5mm | 8.38 | 386.79 |
| FP200 4 C&E 1.5 | 1.5mm | 6.42 | 296.43 |
| FP200 4 C&E 2.5 | 2.5mm | 10.81 | 499.14 |

| | | 1mt | 50mt |
|----------------|--------------|------|-------|
| HI TUFF 1.5 3C | 1.5mm 3 Core | 1.68 | 51.59 |
| HI TUFF 2.5 3C | 2.5mm 3 Core | 2.37 | 72.78 |
| HI TUFF 6 3C | 6.0mm 3 Core | 4.99 | |

SWA

| | | 1mt | 100mt |
|---------------|--------|-------|--------|
| 6943XL 3 Core | 1.5 mm | 1.48 | 123.50 |
| 6943XL 3 Core | 2.5 mm | 2.00 | 166.93 |
| 6943XL 3 Core | 4 mm | 2.75 | 229.36 |
| 6943XL 3 Core | 6.0 mm | 3.71 | 309.43 |
| 6943XL 3 Core | 10 mm | 5.73 | 477.71 |
| 6943XL 3 Core | 16 mm | 8.48 | 707.07 |
| 6944XL 4 Core | 1.5 mm | 1.76 | 146.57 |
| 6944XL 4 Core | 2.5 mm | 2.41 | 200.86 |
| 6944XL 4 Core | 4.0 mm | 3.42 | 285.00 |
| 6944XL 4 Core | 6.0 mm | 4.98 | 415.29 |
| 6944XL 4 Core | 10 mm | 7.39 | 616.14 |
| 6944XL 4 Core | 16 mm | 10.96 | 913.36 |

Braided Flex

| | | 1mt | 100mt |
|--------------|--------------|------|--------|
| SY 1.5 3Core | 1.5mm 3 C | 1.46 | 104.09 |
| SY 2.5 3Core | 2.5mm 3 C | 2.22 | 158.38 |
| SY 2.5 4Core | 2.5mm 4 C | 2.89 | 206.29 |
| YY 1.5 4C | 1.5mm 4 Core | 1.44 | 102.60 |

Network Cable

| | | | 305mtr |
|----------------|-----------|--|--------|
| CAT5E PVC UTP | 305Mt Box | | 120.79 |
| CAT5E FTP LSOH | 305Mt Box | | 122.14 |
| CAT6E LSOH | 305Mt Box | | 126.21 |

BT & Other Cables

| | | 1mt | 100mt |
|-----------------|--------|------|-------|
| CW1308 3pr BT 6 | 3 Pair | 0.38 | 27.01 |
| CW1308 4pr BT 8 | 4 Pair | 0.41 | 29.45 |
| CW1308 12pr BT6 | 6 Pair | 0.61 | 43.29 |

| | | 1mt | 100mt |
|------------|--------|------|-------|
| LV 4 ALARM | 4 Core | 0.15 | 10.72 |
| LV 6 ALARM | 6 Core | 0.25 | 18.05 |
| LV 8 ALARM | 8 Core | 0.29 | 20.90 |

| | | 1mt | 100mt |
|---------------------|-------|------|-------|
| Bell Wire 13 Strand | Fig 8 | 0.14 | 10.04 |

| | | 1mt | 100mt |
|-----------------|------------|-----|-------|
| 552B100 Speaker | 42 Strands | | POA |

| | | 1mt | 100mt |
|----------------|------|------|-------|
| CoAxial Cable | RG6 | 0.25 | 17.78 |
| Satalite Cable | RG59 | 0.31 | 21.85 |

Solar Cable

| | To: EN50618 | 1mt | 100mt |
|-------------------------|-------------|------|--------|
| PVH1Z2Z2K;004BLK;(1X4mm | | 1.16 | 96.49 |
| PVH1Z2Z2K;006BLK;(1X6mm | | 1.57 | 131.10 |



ROUND CABLE CLIPS

| CODE | Size/Colour | Box 100 |
|------|-------------|---------|
| CR4 | 4mm White | 1.32 |
| CR5 | 5mm White | 1.67 |
| CR6 | 6mm White | 1.79 |
| CR7 | 7mm White | 1.91 |
| CR8 | 8mm White | 1.95 |
| CR9 | 9mm White | 2.35 |
| CR10 | 10mm White | 2.53 |
| CR12 | 12mm White | 2.10 |
| CR14 | 14mm White | 2.52 |
| CR7B | 7mm Black | 1.91 |
| CR7T | 7mm Brown | 1.91 |
| CR7R | 7mm Red | 1.91 |



FLEXI ROUND CABLE CLIPS

| CODE | Size/Colour | Box 100 |
|-------|-------------|---------|
| CE35 | 3-5mm White | 1.33 |
| CE57 | 5-7mm White | 1.65 |
| CE57B | 5-7mm Black | 1.65 |

FLAT T&E CABLE CLIPS

| CODE | Size/Colour | Box 100 |
|------|-------------|---------|
| CF1 | 1.0mm Grey | 1.93 |
| CF15 | 1.5mm Grey | 1.95 |
| CF25 | 2.5mm Grey | 2.16 |
| CF4 | 4.0mm Grey | 2.38 |
| CF6 | 6.0mm Grey | 2.95 |
| CF10 | 10.0mm Grey | 3.63 |



METAL TWIN & EARTH CABLE CLIPS BZP

| CODE | Description | Box of 100 |
|--------|-----------------------|------------|
| CFM1.5 | 1 - 1.5mm 7.5 x 6.0mm | 17.11 |
| CFM2.5 | 2.5mm 9.0 x 6.5mm | 17.51 |
| CFM4 | 4mm 10.0 x 8.0mm | 19.55 |
| CFM6 | 6mm 13.0 x 8.0mm | 20.37 |



CLIPS FOR SOFT SKIN FIRE CABLES White, Red and Black

| CODE | To Fit Cable Size | Pack 50 |
|--------------|------------------------------|---------|
| RCHL32 Red | 1.5 x 2c, 1.0 x 3c, 1.5 x 3c | 12.33 |
| RCHL32 White | 1.5 x 2c, 1.0 x 3c, 1.5 x 3c | 12.33 |
| RCHL32 Black | 1.5 x 2c, 1.0 x 3c, 1.5 x 3c | 12.33 |
| RCHL34 Red | 1.00 x 4c | 12.33 |
| RCHL34 White | 1.00 x 4c | 12.33 |
| RCHL34 Black | 1.00 x 4c | 12.33 |
| RCHL37 Red | 2.5 x 2c, 1.5 x 4c | 13.31 |
| RCHL37 White | 2.5 x 2c, 1.5 x 4c | 13.31 |
| RCHL37 Black | 2.5 x 2c, 1.5 x 4c | 13.31 |



STEEL SPACER BAR SADDLES POWDER COATED

| CODE | Description | Per 10 |
|-------|-----------------------|--------|
| SB20W | 20mm White S/B Saddle | 2.80 |
| SB25W | 25mm White S/B Saddle | 3.30 |
| SB20B | 20mm Black S/B Saddle | 2.80 |
| SB25B | 25mm Black S/B Saddle | 3.30 |



Hi - Tec Screws Countrysunk, Pozi

| CODE | SIZE | BOX QTY. | PER BOX |
|----------|-----------------------|----------|---------|
| HCS4020 | 4.0 x 20 POZI HI-TEC | 200 | 3.23 |
| HCS4025 | 4.0 x 25 POZI HI-TEC | 200 | 3.42 |
| HCS4030 | 4.0 x 30 POZI HI-TEC | 200 | 4.29 |
| HCS4040 | 4.0 x 40 POZI HI-TEC | 200 | 5.37 |
| HCS4050 | 4.0 x 50 POZI HI-TEC | 200 | 6.55 |
| HCS4070 | 4.0 x 70 POZI HI-TEC | 200 | 9.43 |
| HCS5050 | 5.0 x 50 POZI HI-TEC | 200 | 10.24 |
| HCS5060 | 5.0 x 60 POZI HI-TEC | 200 | 12.12 |
| HCS5070 | 5.0 x 70 POZI HI-TEC | 100 | 7.05 |
| HCS50100 | 5.0 x 100 POZI HI-TEC | 100 | 9.98 |



MEGABUCKETS

| CODE | DESCRIPTION | EACH |
|-------------------------------------|---|-------|
| MTB | 500x No8 1½" Pozi Twinthreads, 500x Red Wallplugs and 2x Pozi Bits | 15.66 |
| MTZ | 200x Self Drive Fixings, 200x Screws 2x Pozi Bits | 29.94 |
| MTC | 400x 1.0/1.5mm T&E Clips, 400x 2.5mm T&E Clips | 19.36 |
| MT10 | 400x No10 2" Pozi Twinthreads, 400 Brown Wallplugs and 2x Pozi Bits | 17.18 |
| ** NEW MEGABUCKET REFILLS ** | | |
| RMTB | 500x No8 1½" Pozi Twinthreads, 500x Red Wallplugs and 2x Pozi Bits | 13.34 |
| RMTZ | 200x Self Drive Fixings, 200x Screws 2x Pozi Bits | 26.96 |
| RMTC | 400x 1.0/1.5mm T&E Clips, 400x 2.5mm T&E Clips | 16.54 |
| RMT10 | 400x No10 2" Pozi Twinthreads, 400 Brown Wallplugs and 2x Pozi Bits | 14.50 |



HEXAGON NUTS & WASHERS ZINC PLATED

| CODE | SIZE | Per 100 |
|---------|-----------------------|---------|
| ISN6 | M6 Full Nut | 1.36 |
| ISN10 | M10 Full Nut | 5.18 |
| ISS1020 | M10 x 20 Set Screw | 13.22 |
| ISS1030 | M10 x 30 Set Screw | 15.22 |
| ISS1035 | M10 x 35 Set Screw | 18.58 |
| ISS1040 | M10 x 40 Set Screw | 20.80 |
| PW6100 | M6 x 25 Penny Washer | 3.22 |
| PW8100 | M8 x 25 Penny Washer | 3.22 |
| PW10100 | M10 x 25 Penny Washer | 3.22 |



S/STEEL CABLE TIE GUN & SPARES


| CODE | Description | Each |
|---------|-------------------------|--------|
| CTSSG | Cable Tie Gun | 100.08 |
| CTSSGBS | Replacement Blade Seat | 27.84 |
| CTSSGB | Replacement Blade | 15.98 |
| CTSSGR | Replacement Ratchet Set | 37.10 |



Save time fitting electrical sockets. Can be used on; common block & brick, hard Bricks, wet/green masonry, uncured concrete. Ideal if you are wanting a neat and professional finish or numerous back box holes. Heat Treated Body for Durability. SDS Shank

Electrical Back Box Fitting Tool

| CODE | DESCRIPTION | EACH |
|------|-------------------------|-------|
| BS1 | Box Sinker 1G Chisel | |
| | 77 x 77mm Square | 40.02 |
| BS2 | Box Sinker 2G Chisel | |
| | 80 x 150mm Rectangular | 60.56 |
| BSC | Box Sinker Round Cutter | |
| | 77mm | 47.04 |



TELESCOPIC MOUNTS

| | | |
|-------|------------------------|------|
| TWB16 | 11-18" (280mm - 450mm) | 2.04 |
| TWB24 | 15-26" (380mm - 660mm) | 2.22 |



SDS Plus Chisel Bit

| CODE | DESCRIPTION | EACH |
|------|-----------------------------|-------|
| DC | DC SDS Gauge Channel Chisel | 21.48 |
| DC40 | SDS Flat Chisel 40mm | 17.75 |



CATENARY WIRE KIT 30M+

| CODE | Description | Each |
|--------|-----------------------|-------|
| ICWKIT | 30m Kit & Accessories | 41.58 |

Kit Contains:

30m Catenary Wire ICW30, 1 x ICWS 4" Tensioner, 1 x ICWR Ring Plate, 1 x ICWH Hook Plate, 10 x ICWE Eyelet, 10 x ICWG Wire Rope Grip.



PROTECTIVE HELMET

| CODE | DESCRIPTION | EACH |
|------|----------------------|------|
| SHY | Yellow Safety Helmet | 9.70 |



Hi-Viz WAISTCOAT

| CODE | DESCRIPTION | EACH |
|--------|-----------------------|------|
| SWM | Medium Waistcoat | 7.64 |
| SW | Large Waistcoat | 7.64 |
| SWXL | Extra Large Waistcoat | 7.64 |
| SWXXLX | Extra Large Waistcoat | 7.64 |

Class 2 Waiscoat EN471



CATENARY WIRE 2mm 7x7 Strand (For Gripper)

| CODE | Description | Each |
|--------|--------------------------------------|-------|
| ICW230 | 30m 7x7 St. Galv Steel | 12.58 |
| ICWSH3 | 3m With Crimped Snaphook and Gripper | 6.80 |



PROTECTIVE COVERINGS

| CODE | DESCRIPTION | EACH |
|-------|------------------------|------|
| FFP2W | Warrior FFP2 Dust Mask | 1.94 |



FIBERGLASS STEP LADDER

| CODE | DESCRIPTION | EACH |
|------|---------------------|--------|
| FLS6 | 6 Tread Step Ladder | 138.06 |
| FLS8 | 8 Tread Step Ladder | 179.86 |

Conforms to BS EN 131



Loop Gripper 2mm

| CODE | Description | Each |
|-------|--------------------------|------|
| ICWL2 | 1.5mm-2.0mm Loop Gripper | 2.32 |

Function: Recommended for the suspension of HVAC, electrical and mechanical services (For indoor & stationary setting).

Applications: Suitable for locking wire rope to insure desired safe working loads.



Black PU Gloves

| CODE | DESCRIPTION | PAIR |
|-------|---------------------|------|
| SPU8 | Size 8 Work Gloves | 3.34 |
| SPU9 | Size 9 Work Gloves | 3.34 |
| SPU10 | Size 10 Work Gloves | 3.34 |



FIBERGLASS STEP LADDER

| CODE | DESCRIPTION | EACH |
|------|---------------------|--------|
| FLS4 | 4 Tread Step Ladder | 101.10 |
| FLS5 | 5 Tread Step Ladder | 120.96 |

Conforms to BS EN 131



Hose + Connectors

| CODE | DESCRIPTION | Each |
|-------|-------------------------------|-------|
| 56311 | Green Water Hose 12mm x 15Mt | 12.74 |
| 36199 | Hose End Connector 1/2" | 5.40 |
| 36202 | Hose End Conn. Auto Stop 1/2" | 6.78 |
| 36198 | Tap Connector 3/4" | 2.78 |
| 36197 | Tap Connector 1/2" | 2.90 |
| 36206 | Double Male Connector | 2.90 |
| 36238 | 3 way connector | 8.03 |



Paint Brushes

| CODE | DESCRIPTION | Each |
|-------|---------------------|------|
| 78633 | 5pc Paint Bruch Set | 6.79 |
| 78629 | 25mm Paint Brush | 1.13 |
| 78630 | 38mm Paint Brush | 1.77 |
| 78631 | 50mm Paint Brush | 2.45 |



Pozi Bits

| CODE | DESCRIPTION | Each |
|-------|----------------------------------|------|
| 64281 | 1/4" Hex PZ1 Bit 50mm Long Pk5 | 2.33 |
| 64283 | 1/4" Hex PZ2 Bit 50mm Long Pk5 | 2.33 |
| 64286 | 1/4" Hex PZ3 Bit 50mm Long Pk5 | 2.33 |
| 83432 | 1/4" Hex PZ2 Bit 25mm Long Pk100 | 7.05 |



Stubby Screwdriver Set (In a Tin)

| CODE | DESCRIPTION | Each |
|-------|-----------------|------|
| 99413 | Screwdriver Set | 7.07 |




Hacksaw Soft Grip

| CODE | DESCRIPTION | Each |
|-------|-------------------------|------|
| 40462 | Soft Grip Hacksaw 300mm | 9.06 |



Junior Hacksaw

| CODE | DESCRIPTION | Each |
|-------|---------------------------|------|
| 67816 | Junior Hacksaw with Blade | 2.02 |



Hacksaw Blades Pack of 5

| CODE | DESCRIPTION | Each |
|-------|----------------|------|
| 68414 | Hacksaw Blades | 2.87 |



Handsaw

| CODE | DESCRIPTION | Each |
|-------|----------------------------------|------|
| 82198 | Softgrip 350mm Venom Toolbox Saw | |



Spirit Level

| CODE | DESCRIPTION | Each |
|-------|--------------------|------|
| 68014 | Pocket Level 230mm | 2.99 |



Combination Pliers

| CODE | DESCRIPTION | Each |
|-------|--------------------------|------|
| 67925 | Combination Pliers 160mm | 7.05 |




Long Nose Pliers

| CODE | DESCRIPTION | Each |
|-------|------------------------|------|
| 67997 | Long Nose Pliers 165mm | 7.05 |



Side Cutters

| CODE | DESCRIPTION | Each |
|-------|--------------------------|------|
| 67988 | Side Cutter Pliers 160mm | 7.05 |



Rod Cable Access Kit

| CODE | DESCRIPTION | Each |
|-------|--------------------------|-------|
| 45275 | Toolbox Cable Access Kit | 13.13 |



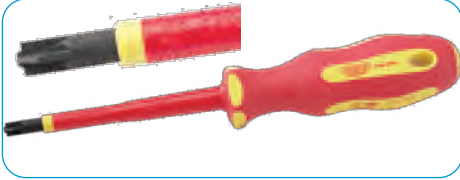
Pozi Screwdriver VDE Approved

| CODE | DESCRIPTION | Each |
|-------|----------------------------|------|
| 64476 | Pozi Screwdriver No0x60mm | 4.64 |
| 64484 | Pozi Screwdriver No2x100mm | 6.77 |
| 64485 | Pozi Screwdriver No3x150mm | 9.29 |



Plain Slot Screwdriver VDE App.

| CODE | DESCRIPTION | Each |
|-------|------------------------------------|------|
| 64368 | Plain Slot Screwdriver 3.0 x 100mm | 5.30 |
| 64413 | Plain Slot Screwdriver 3.5 x 100mm | 6.26 |
| 64414 | Plain Slot Screwdriver 4.0 x 100mm | 6.26 |
| 64419 | Plain Slot Screwdriver 5.5 x 125mm | 6.71 |



PZ SLOT Screwdriver VDE App.

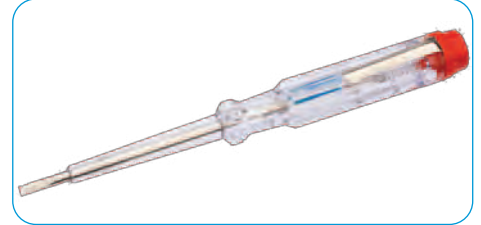
| CODE | DESCRIPTION | Each |
|-------|---------------------------|------|
| 64495 | PZ/SL Screwdriver 2x100mm | 7.35 |
| 64489 | PZ/SL Screwdriver 1x80mm | 6.19 |

Specifically designed for use with electrical screws on RCB & MCB's with-in distribution and consumer units.



Screwdriver Kit VDE Approved

| CODE | DESCRIPTION | Each |
|-------|---------------------------------|-------|
| 05721 | Interchangeable Screwdriver Kit | 33.85 |



Neon Screwdriver Mains Tester

| CODE | DESCRIPTION | Each |
|-------|--------------------|------|
| 67836 | Tester Screwdriver | 1.49 |



Club Hammer with Fiberglass Shaft

| CODE | DESCRIPTION | Each |
|-------|-----------------------|-------|
| 63350 | 1KG/2.2lb Club Hammer | 14.32 |



Knee Pads

| CODE | DESCRIPTION | Each |
|-------|----------------------|------|
| 67550 | Protective Knee Pads | 8.46 |



Wood Chisel Set

| CODE | DESCRIPTION | Each |
|-------|----------------------------------|-------|
| 68472 | Chisel Set 10, 19 and 25mm Blade | 11.47 |




File + Handle

| CODE | DESCRIPTION | Each |
|-------|-----------------------|------|
| 80543 | Half Round File 200mm | 6.81 |
| 80544 | Round File 200mm | 4.84 |



Brick Bolster

| CODE | DESCRIPTION | Each |
|-------|------------------------------|------|
| 68591 | Brick Bolster and Guard 75mm | 8.58 |



Hole Cutter

| CODE | DESCRIPTION | Each |
|-------|---------------------------------|-------|
| 59470 | Adjustable Hole Cutter 30-163mm | 65.00 |



Measuring Tape Impact Resistant

| CODE | DESCRIPTION | Each |
|-------|---------------------------------|------|
| 83494 | 7.5M/25Ft Impact Resistant Tape | 7.03 |



Cable Cutters

| CODE | DESCRIPTION | Each |
|-------|-------------------------------|-------|
| 39258 | Copper/Aluminium Shears 210mm | 24.18 |
| 68154 | Cable Shears | 38.59 |



Waterpump Plier

| CODE | DESCRIPTION | Each |
|-------|------------------------|-------|
| 84445 | Waterpump Pliers 250mm | 18.33 |



Soft Grip Plasterboard Saw

| CODE | DESCRIPTION | Each |
|-------|---------------------|------|
| 02945 | Hardpoint Saw 150mm | 5.76 |




Ratchet Crimping Tools

| CODE | DESCRIPTION | Each |
|-------|---------------------------------|-------|
| 35574 | For Insulated Terminals 0.5-6mm | 26.52 |
| 44052 | RJ45 Crimper | 34.11 |



Soft Grip Adjustable Wrench

| CODE | DESCRIPTION | Each |
|-------|-----------------------------|------|
| 67632 | 250mm. Metric Scale on Head | 8.41 |



C.K Holesaws

| CODE | DESCRIPTION | Each |
|--------|--|-------|
| 424001 | Hole Saw 16mm | 4.96 |
| 424002 | Hole Saw 19mm | 5.02 |
| 424003 | Hole Saw 20mm | 5.27 |
| 424005 | Hole Saw 22mm | 5.42 |
| 424006 | Hole Saw 25mm | 6.38 |
| 424007 | Hole Saw 29mm | 7.06 |
| 424008 | Hole Saw 32mm | 7.66 |
| 424010 | Hole Saw 38mm | 9.49 |
| 424011 | Hole Saw 40mm | 8.53 |
| 424014 | Hole Saw 44mm | 9.03 |
| 424015 | Hole Saw 48mm | 9.10 |
| 424016 | Hole Saw 51mm | 9.24 |
| 424017 | Hole Saw 54mm | 9.92 |
| 424018 | Hole Saw 57mm | 10.22 |
| 424019 | Hole Saw 60mm | 10.54 |
| 424020 | Hole Saw 64mm | 10.57 |
| 424021 | Hole Saw 65mm | 10.60 |
| 424022 | Hole Saw 67mm | 10.70 |
| 424024 | Hole Saw 70mm | 11.03 |
| 424025 | Hole Saw 73mm | 11.22 |
| 424026 | Hole Saw 76mm | 11.50 |
| 424027 | Hole Saw 79mm | 11.53 |
| 424028 | Hole Saw 83mm | 11.94 |
| 424029 | Hole Saw 86mm | 12.77 |
| 424030 | Hole Saw 89mm | 13.20 |
| 424031 | Hole Saw 92mm | 14.56 |
| 424032 | Hole Saw 95mm | 14.75 |
| 424033 | Hole Saw 102mm | 11.61 |
| 424034 | Hole Saw 105mm | 17.66 |
| 424035 | Hole Saw 111mm | 21.08 |
| 424036 | Hole Saw 114mm | 22.19 |
| 424037 | Hole Saw Arbor With 8mm Shaft For 14-30mm Hole Saws | 7.06 |
| 424039 | Hole Saw Arbor With 11mm Shaft For 32-152mm Hole Saws | 11.84 |
| 424041 | Drill Bit For Hole Saw Arbor 424037 | 4.02 |
| 424042 | Drill Bit For Hole Saw Arbor 424037-40 | 4.20 |
| 424049 | Extension Drive Bar For 11mm Shaft Hole Saw Arbors 300mm | 7.06 |



AUGER WOOD BITS

| CODE | SIZE | Each |
|------------|-----------------------------|-------|
| T3031 - 20 | 20x160mm Auger Bit Standard | 11.78 |
| T3031 - 25 | 25x160mm Auger Bit Standard | 11.84 |



BRICK DRILL

| CODE | SIZE | Each |
|--------------|-------------|------|
| T3110 055150 | 5.5 x 150mm | 1.61 |



MASONRY BITS SDS+

| CODE | SIZE | Each |
|-------------|-------------|-------|
| T3120 0516 | 5 x 110mm | 1.98 |
| T3120 05511 | 5.5 x 110mm | 1.78 |
| T3120 05516 | 5.5 x 160mm | 1.89 |
| T3120 0616 | 6 x 160mm | 1.89 |
| T3120 06516 | 6.5 x 160mm | 1.94 |
| T3120 0716 | 7 x 160mm | 1.99 |
| T3120 0816 | 8 x 160mm | 2.29 |
| T3120 1016 | 10 x 160mm | 2.51 |
| T3120 1045 | 10 x 450mm | 6.33 |
| T3120 1645 | 16 x 450mm | 9.99 |
| T3120 2045 | 20 x 450mm | 13.22 |
| T3120 2545 | 25 x 450mm | 30.95 |



FLAT WOOD BITS

| CODE | SIZE | Each |
|----------|---------------|------|
| T2942 16 | 16mm Flat Bit | 4.48 |
| T2942 20 | 20mm Flat Bit | 4.53 |
| T2942 25 | 25mm Flat Bit | 5.21 |
| T2942 32 | 32mm Flat Bit | 6.46 |



C.K. VDE REDLINE PLIERS

| CODE | DESCRIPTION | Each |
|--------|--------------------------|-------|
| 431002 | Combination Pliers 185mm | 26.40 |



C.K. VDE REDLINE SNIPE PLIERS

| CODE | DESCRIPTION | Each |
|--------|----------------------------------|-------|
| 431013 | Straight Snipe Nose Pliers 175mm | 30.79 |
| 431014 | Straight Snipe Nose Pliers 200mm | 26.03 |



Combicutter1

Combicutter3



Combicutter1MAX

Combicutter3MAX

C.K. VDE REDLINE COMBICUT

| CODE | DESCRIPTION | Each |
|-------------|-----------------------|-------|
| 431004 | Combicutter1 160mm | 29.09 |
| 431008 | Combicutter3 160mm | 35.21 |
| T39071-1180 | Combicutter1MAX 180mm | 31.38 |
| T39071-3180 | Combicutter3MAX 180mm | 37.51 |




C.K. FIBERGLASS CLAW HAMMER

| CODE | DESCRIPTION | Each |
|--------|---------------------------------|-------|
| 357003 | Claw Hammer 16oz Anti-Vibration | 14.93 |



C.K. PVC PIPE CUTTER RATCHET

| CODE | DESCRIPTION | Each |
|--------|-------------------------------|-------|
| 430003 | Ratchet Pipe & Conduit Cutter | 24.71 |



C.K. NEON MAINS TESTER

| CODE | DESCRIPTION | Each |
|--------|---------------------------|------|
| 440013 | Long Mainstester 100-250V | 3.67 |



C.K. CHALK LINE + CHALK

| CODE | DESCRIPTION | Each |
|------------|----------------------------|-------|
| T3520A | HD Line Reel (30M) & Chalk | 10.27 |
| T3521B 100 | Chalk Powder 100g Blue | 2.54 |



C.K. SWITCH KEY

| CODE | DESCRIPTION | Each |
|--------|-----------------------------------|-------|
| 495002 | Universal 8 in 1 with screwdriver | 14.71 |



C.K. GRIP KNIFE

| CODE | DESCRIPTION | Each |
|----------|-----------------------------|-------|
| T0957-1 | Retractable Soft Grip Knife | 10.04 |
| T0959-10 | Standard Knife Blades Pk10 | 2.93 |



C.K. SCREWDRIVER BIT KITS

| CODE | DESCRIPTION | Each |
|-----------|-----------------------------------|-------|
| T4569TINC | Pozi Bit Set With Holder TiN Coat | 15.79 |



C.K. HEXAGON KEY FOLDING SET

| CODE | DESCRIPTION | Each |
|-------|-------------------|-------|
| T4406 | 7 Pice Metric Set | 10.42 |

Metric = 1.5, 2, 2.5, 3, 4, 5, 6, 8mm



PLASTIC CONDUIT (Marshall Tufflex)

3 Metre Lengths


| CODE | DESCRIPTION | SIZE | COLOUR | LEN |
|-------|-------------|------|--------|------|
| HG20B | HEAVY GAUGE | 20mm | BLACK | 1.85 |
| HG20W | HEAVY GAUGE | 20mm | WHITE | 1.85 |
| HG25B | HEAVY GAUGE | 25mm | BLACK | 2.47 |
| HG25W | HEAVY GAUGE | 25mm | WHITE | 2.47 |



OVAL CONDUIT

3 Metre Lengths

| CODE | SIZE | COLOUR | 3M LENGTH |
|------|------|--------|-----------|
| OC05 | 13mm | WHITE | 1.01 |
| OC06 | 16mm | WHITE | 1.15 |
| OC07 | 20mm | WHITE | 1.45 |
| OC10 | 26mm | WHITE | 1.94 |



PVC CHANNEL

2 Metre Lengths

| CODE | SIZE | COLOUR | 2M LENGTH |
|------|------|--------|-----------|
| CH05 | 13mm | WHITE | 0.56 |
| CH10 | 26mm | WHITE | 0.67 |
| CH15 | 39mm | WHITE | 1.00 |

STEEL CHANNEL


2 Metre Lengths

| CODE | SIZE | £ Length |
|------|-------------------|----------|
| SE01 | 13mm x 2 Mtr GALV | 0.54 |
| SE02 | 25mm x 2 Mtr GALV | 0.74 |
| SE03 | 38mm x 2 Mtr GALV | 1.12 |
| SE04 | 63mm x 2 Mtr GALV | 2.05 |



ADHESIVE

| CODE | SIZE | TYPE | EACH |
|------|----------|----------------|------|
| PVC1 | 1/4 Pint | SOLVENT CEMENT | 4.20 |
| PVC2 | 1/2 Pint | SOLVENT CEMENT | 6.50 |



TERMINAL BOX

| CODE | SIZE | COLOUR | EACH |
|----------|------|--------|------|
| P1WAY20B | 20mm | BLACK | 0.74 |
| P1WAY20W | 20mm | WHITE | 0.74 |
| P1WAY25B | 25mm | BLACK | 1.01 |
| P1WAY25W | 25mm | WHITE | 1.01 |



THROUGH BOX

| CODE | SIZE | COLOUR | EACH |
|----------|------|--------|------|
| P2WAY20B | 20mm | BLACK | 0.77 |
| P2WAY20W | 20mm | WHITE | 0.77 |
| P2WAY25B | 25mm | BLACK | 1.07 |
| P2WAY25W | 25mm | WHITE | 1.07 |



ANGLE BOX

| CODE | SIZE | COLOUR | EACH |
|-----------|------|--------|------|
| PANGLE20B | 20mm | BLACK | 0.83 |
| PANGLE20W | 20mm | WHITE | 0.83 |
| PANGLE25B | 25mm | BLACK | 1.13 |
| PANGLE25W | 25mm | WHITE | 1.13 |



TEE BOX

| CODE | SIZE | COLOUR | EACH |
|----------|------|--------|------|
| P3WAY20B | 20mm | BLACK | 0.83 |
| P3WAY20W | 20mm | WHITE | 0.83 |
| P3WAY25B | 25mm | BLACK | 1.02 |
| P3WAY25W | 25mm | WHITE | 1.02 |



INTERSECTION BOX

| CODE | SIZE | COLOUR | EACH |
|----------|------|--------|------|
| P4WAY20B | 20mm | BLACK | 0.94 |
| P4WAY20W | 20mm | WHITE | 0.94 |
| P4WAY25B | 25mm | BLACK | 1.17 |
| P4WAY25W | 25mm | WHITE | 1.17 |



U BOX

| CODE | SIZE | COLOUR | EACH |
|-------|------|--------|------|
| PU20B | 20mm | BLACK | 0.46 |
| PU20W | 20mm | WHITE | 0.46 |



Y BOX

| CODE | SIZE | COLOUR | EACH |
|-------|------|--------|------|
| PY20B | 20mm | BLACK | 0.43 |
| PY20W | 20mm | WHITE | 0.43 |




SURFACE BOXES

| CODE | SIZE | DESCRIPTION | EACH |
|------|---------------|-----------------------|-------|
| RC1 | 1G 32mm White | 32mm Box with 20mm KO | 1.301 |
| RC2 | 2G 32mm White | 32mm Box with 20mm KO | 1.86 |



INSPECTION TEE

| CODE | SIZE | COLOUR | EACH |
|--------|------|--------|------|
| PIT20W | 20mm | WHITE | 0.95 |
| PIT20B | 20mm | BLACK | 0.95 |
| PIT25W | 25mm | WHITE | 1.48 |
| PIT25B | 25mm | BLACK | 1.48 |



CONDUIT ADAPTORS

| CODE | SIZE | COLOUR | EACH |
|--------|-----------------|--------|------|
| PFA20B | FEMALE | BLACK | 0.24 |
| PFA20W | FEMALE | WHITE | 0.24 |
| PFA25B | FEMALE | BLACK | 0.51 |
| PFA25W | FEMALE | WHITE | 0.54 |
| PMA20B | MALE C/W L/RING | BLACK | 0.28 |
| PMA20W | MALE C/W L/RING | WHITE | 0.27 |
| PMA25B | MALE C/W L/RING | BLACK | 0.42 |
| PMA25W | MALE C/W L/RING | WHITE | 0.42 |



BOX LIDS

| CODE | SIZE | COLOUR | EACH |
|------|------|--------|------|
| PCCB | Std. | BLACK | 0.24 |
| PCCW | Std. | WHITE | 0.24 |



INSPECTION ELBOWS

| CODE | SIZE | COLOUR | EACH |
|--------|------|--------|------|
| PIE20B | 20mm | BLACK | 0.91 |
| PIE20W | 20mm | WHITE | 0.91 |



LOCKRING M/E

| CODE | SIZE | COLOUR | EACH |
|--------|------|--------|------|
| PLR20B | 20mm | BLACK | 0.13 |
| PLR20W | 20mm | WHITE | 0.21 |
| PLR25B | 25mm | BLACK | 0.08 |
| PLR25W | 25mm | WHITE | 0.14 |



EXTENSION RINGS

| CODE | SIZE | COLOUR | EACH |
|------|------|--------|------|
| MER2 | 20mm | WHITE | 1.74 |
| MER3 | 25mm | WHITE | 1.87 |
| MER4 | 32mm | WHITE | 2.00 |



INSPECTION BENDS

| CODE | SIZE | COLOUR | EACH |
|--------|------|--------|------|
| PIB20B | 20mm | BLACK | 0.92 |
| PIB20W | 20mm | WHITE | 0.92 |
| PIB25B | 25mm | BLACK | 1.37 |
| PIB25W | 25mm | WHITE | 1.37 |



REDUCERS

| CODE | SIZE | COLOUR | EACH |
|---------|---------|--------|------|
| PR2520W | 25-20mm | WHITE | 0.43 |
| PR2520B | 25-20mm | BLACK | 0.43 |



SPACER BAR SADDLES

| CODE | SIZE | COLOUR | EACH |
|--------|------|--------|------|
| PSB20B | 20mm | BLACK | 0.25 |
| PSB20W | 20mm | WHITE | 0.25 |
| PSB25B | 25mm | BLACK | 0.40 |
| PSB25W | 25mm | WHITE | 0.40 |




POUND CONDUIT CLIPS

| CODE | SIZE | COLOUR | EACH |
|---------|------|--------|------|
| PRCC20B | 20mm | BLACK | 0.21 |
| PRCC20W | 20mm | WHITE | 0.21 |



EARTH TERMINAL (MT)

| CODE | SIZE | COLOUR | EACH |
|------|------|--------|------|
| MET1 | | BRASS | 0.97 |



SOLID COUPLERS

| CODE | SIZE | COLOUR | EACH |
|-------|------|--------|------|
| PC20B | 20mm | BLACK | 0.21 |
| PC20W | 20mm | WHITE | 0.21 |
| PC25B | 25mm | BLACK | 0.27 |
| PC25W | 25mm | WHITE | 0.27 |



OVAL CONDUIT CLIPS

| CODE | SIZE | WILL FIT | EACH |
|---------|------|----------|------|
| POCC16W | 16mm | ROG2 | 0.43 |
| POCC20W | 20mm | ROG3 | 0.54 |
| POCC25W | 25mm | ROG5 | 0.62 |



BENDING SPRINGS (DELIGO)

| CODE | SIZE | COLOUR | EACH |
|-------|----------|--------|------|
| BSH20 | 20mm H/G | GREEN | 4.53 |
| BSH25 | 25mm H/G | GREEN | 5.29 |



SLIP BENDS

| CODE | SIZE | COLOUR | EACH |
|---------|------|--------|------|
| PSTB20B | 20mm | BLACK | 1.51 |
| PSTB20W | 20mm | WHITE | 1.51 |
| PSTB25B | 25mm | BLACK | 1.30 |
| PSTB25W | 25mm | WHITE | 1.42 |



LOOP IN BOX

| CODE | SIZE | COLOUR | EACH |
|--------|------|--------|------|
| PLOOPB | 20mm | BLACK | 0.83 |
| PLOOPW | 20mm | WHITE | 0.83 |



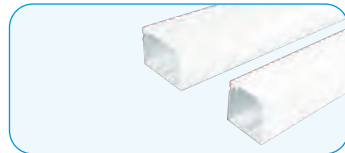
CEILING ROSE ADAPTER (MT)

| CODE | SIZE | COLOUR | EACH |
|------|----------------------|--------|------|
| TCR2 | CEILING ROSE ADAPTER | | 2.21 |



Maxi PVC Trunking

50, 75 & 100mm
Single Compartment Trunking




Maxi PVC Trunking

| CODE | DESCRIPTION | 3Mt Len |
|--------|-------------|---------|
| MMT50 | 50mmX50mm | 10.69 |
| MMT75 | 75mmX75mm | 16.58 |
| MMT100 | 100mmX100mm | 23.54 |




External Angle

| CODE | DESCRIPTION | EACH |
|---------|-------------|-------|
| MMTE50 | 50X50mm | 1.97 |
| MMTE75 | 75X75mm | 10.04 |
| MMTE100 | 100X100mm | 20.84 |




Internal Angle

| CODE | DESCRIPTION | EACH |
|---------|-------------|-------|
| MMTI50 | 50X50mm | 1.97 |
| MMTI75 | 75X75mm | 10.04 |
| MMTI100 | 100X100mm | 20.84 |




Flat Angle

| CODE | DESCRIPTION | EACH |
|---------|-------------|-------|
| MMTF50 | 50X50mm | 2.59 |
| MMTF75 | 75X75mm | 8.37 |
| MMTF100 | 100X100mm | 19.44 |




Flat Tee

| CODE | DESCRIPTION | EACH |
|---------|-------------|-------|
| MMTT50 | 50X50mm | 1.97 |
| MMTT75 | 75X75mm | 10.04 |
| MMTT100 | 100X100mm | 20.84 |



Joint Cover

| CODE | DESCRIPTION | EACH |
|---------|-------------|------|
| MMTJ50 | 50X50mm | 0.76 |
| MMTJ75 | 75X75mm | 1.57 |
| MMTJ100 | 100X100mm | 2.00 |




End Cap

| CODE | DESCRIPTION | EACH |
|---------|-------------|------|
| MMTC50 | 50X50mm | 0.70 |
| MMTC75 | 75X75mm | 1.19 |
| MMTC100 | 100X100mm | 2.15 |



Apollo3 uPVC Trunking

170 x 50mm
3 Compartment Dado Trunking
Dado, Square & Skirting Profile



Dado Trunking

| CODE | DESCRIPTION | 3Mt Len |
|-------|------------------|---------|
| MTD3 | Dado Profile | 34.08 |
| MTDQ3 | Square Profile | 34.08 |
| MTS3 | Skirting Profile | 34.08 |




External Angle

| CODE | DESCRIPTION | EACH |
|--------|------------------|------|
| MTDE3 | Dado Profile | 5.62 |
| MTDQE3 | Square Profile | 5.62 |
| MTSE3 | Skirting Profile | 5.62 |



Internal Angle

| CODE | DESCRIPTION | EACH |
|--------|------------------|------|
| MTDI3 | Dado Profile | 5.62 |
| MTDQI3 | Square Profile | 5.62 |
| MTSI3 | Skirting Profile | 5.62 |



Flat Angle

| CODE | DESCRIPTION | EACH |
|--------|-----------------------|-------|
| MTDF3 | Dado Profile | 28.20 |
| MTDQF3 | Square Profile | 28.20 |
| MTSF3D | Skirting Profile Down | 28.20 |
| MTSF3U | Skirting Profile Up | 28.20 |



Flat Tee

| CODE | DESCRIPTION | EACH |
|--------|------------------|-------|
| MTDT3 | Dado Profile | 32.08 |
| MTDQT3 | Square Profile | 32.08 |
| MTST3 | Skirting Profile | 32.08 |



Joint Cover

| CODE | DESCRIPTION | EACH |
|--------|------------------|------|
| MTDJ3 | Dado Profile | 3.09 |
| MTDQJ3 | Square Profile | 3.09 |
| MTSJ3 | Skirting Profile | 3.09 |




End Cover

| CODE | DESCRIPTION | EACH |
|--------|---------------------|------|
| MTDC3 | Dado Profile | 2.00 |
| MTDQC3 | Square Profile | 2.00 |
| MTSCL3 | Skirting Profile LH | 2.00 |
| MTSCR3 | Skirting Profile RH | 2.00 |



Juno uPVC Trunking

100 x 50mm
Single Compartment Trunking




Trunking 100mm x 50mm

| CODE | DESCRIPTION | 3Mt Len |
|-------|--------------|---------|
| MT105 | 100mm x 50mm | 17.90 |



External Angle

| CODE | DESCRIPTION | EACH |
|--------|-------------|------|
| MTE105 | Ext Angle | 5.81 |



Internal Angle

| CODE | DESCRIPTION | EACH |
|--------|-------------|------|
| MTI105 | Int Angle | 5.81 |



Flat Angle

| CODE | DESCRIPTION | EACH |
|--------|-------------|------|
| MTF105 | Flat Angle | 7.06 |



Flat Tee

| CODE | DESCRIPTION | EACH |
|--------|-------------|-------|
| MTT105 | Flat Tee | 11.08 |




Joint Cover

| CODE | DESCRIPTION | EACH |
|--------|-------------|------|
| MTJ105 | Joint Cover | 1.92 |




End Cover

| CODE | DESCRIPTION | EACH |
|--------|-------------|------|
| MTC105 | End Cover | 2.07 |




Juno Divider

| CODE | DESCRIPTION | Len |
|--------|--------------------|------|
| MTD105 | Juno Divider x1.5m | 3.43 |




Juno/Apollo Common Components

| CODE | DESCRIPTION | EACH |
|------|------------------|------|
| MTAS | Screening x1.5m | 7.30 |
| MTCR | Cable Retainer | 0.46 |
| MTLS | Accessory Spacer | 0.43 |




Socket Mounting Box 35mm

| CODE | DESCRIPTION | EACH |
|-------|-------------|------|
| MTSB1 | 1 Gang Box | 1.32 |
| MTSB2 | 2 Gang Box | 1.80 |



Socket Mounting Box 25mm

| CODE | DESCRIPTION | EACH |
|----------|-------------|------|
| MTSB1-25 | 1 Gang Box | 2.55 |
| MTSB2-25 | 2 Gang Box | 3.10 |



SELF ADHESIVE MINI TRUNKING

| Code | Size | Colour | 3Mt Length |
|------|---------|--------|------------|
| MMS1 | 16X16mm | White | 2.20 |
| MMS2 | 25X16mm | White | 2.92 |
| MMS3 | 38X16mm | White | 3.69 |
| MMS4 | 38X25mm | White | 4.02 |



FLAT ANGLE

| Code | size | Each |
|------|---------|------|
| MM1F | 16X16mm | 0.35 |
| MM2F | 25X16mm | 0.35 |
| MM3F | 38X16mm | 0.39 |
| MM4F | 38X25mm | 0.89 |



EXTERNAL ANGLE

| Code | size | Each |
|------|---------|------|
| MM1E | 16X16mm | 0.35 |
| MM2E | 25X16mm | 0.35 |
| MM3E | 38X16mm | 0.39 |
| MM4E | 38X25mm | 0.89 |



INTERNAL ANGLE

| Code | size | Each |
|------|---------|------|
| MM1I | 16X16mm | 0.32 |
| MM2I | 25X16mm | 0.32 |
| MM3I | 38X16mm | 0.36 |
| MM4I | 38X25mm | 0.80 |



FLAT TEE

| Code | size | Each |
|------|---------|------|
| MM1T | 16X16mm | 0.60 |
| MM2T | 25X16mm | 0.65 |
| MM3T | 38X16mm | 0.60 |
| MM4T | 38X25mm | 0.89 |



JOINT COVER

| Code | size | Each |
|------|---------|------|
| MM1J | 16X16mm | 0.35 |
| MM2J | 25X16mm | 0.37 |
| MM3J | 38X16mm | 0.39 |
| MM4J | 38X25mm | 0.86 |



END CAP

| Code | size | Each |
|------|---------|------|
| MM1C | 16X16mm | 0.35 |
| MM2C | 25X16mm | 0.35 |
| MM3C | 38X16mm | 0.35 |
| MM4C | 38X25mm | 0.43 |



BOX ADAPTOR

| Code | size | Each |
|-------|---------|------|
| MM1BA | 16X16mm | 0.26 |
| MM2BA | 25X16mm | 0.28 |



SURFACE BOXES

| Code | Size | Each |
|------------|-------------|------|
| MSB44R1 | 44mm 1 Gang | |
| Round Edge | | 1.79 |
| MSB44R2 | 44mm 2 Gang | |
| Round Edge | | 3.13 |



D-Line 1/2 ROUND MINI TRUNKING

| Code | Size | Length | Colour | Length |
|----------|-----------|--------|--------|--------|
| R2D2010W | 20 x 10mm | 2Mt | White | 3.92 |
| R2D3015W | 30 x 15mm | 2Mt | White | 4.05 |
| R3D2010W | 20 x 10mm | 3Mt | White | 5.77 |
| R3D3015W | 30 x 15mm | 3Mt | White | 5.77 |
| R3D5025W | 50 x 25mm | 3Mt | White | 13.16 |




COUPLER

| Code | size | Each |
|---------|---------|------|
| CP2010W | 20x10mm | 0.36 |
| CP3015W | 30x15mm | 0.44 |
| CP5025W | 50x25mm | 0.89 |




END CAP

| Code | size | Each |
|---------|---------|------|
| EC2010W | 20x10mm | 0.36 |
| EC3015W | 30x15mm | 0.44 |
| EC5025W | 50x25mm | 0.89 |



TEE

| Code | size | Each |
|-----------|-------------|------|
| FLET2010W | 20x10mm | 0.50 |
| FLET3015W | 30x15mm | 0.85 |
| FLET5025W | 50x25mm | 0.89 |
| FLRT5030W | 50x25>30x15 | 0.89 |
| FLST5030W | 50x25>30x15 | 0.98 |



FLAT BEND


| Code | size | Each |
|-----------|---------|------|
| FLFB2010W | 20x10mm | 0.50 |
| FLFB3015W | 30x15mm | 0.56 |
| FLFB5025W | 50x25mm | 0.89 |

EXTERNAL BEND

| Code | size | Each |
|-----------|---------|------|
| FLEB2010W | 20x10mm | 0.50 |
| FLEB3015W | 30x15mm | 0.56 |
| FLEB5025W | 50x25mm | 0.89 |

INTERNAL BEND

| Code | size | Each |
|-----------|---------|------|
| FLIB2010W | 20x10mm | 0.50 |
| FLIB3015W | 30x15mm | 0.56 |
| FLIB5025W | 50x25mm | 0.89 |



ADAPTORS

| Code | Description | Each |
|---------|-------------------|------|
| BA3015W | Box Adaptr. | 0.44 |
| CA3015W | Circ. Adaptr. | 0.70 |
| CP3015W | 30x15 Couplr. | 0.44 |
| CP5025W | 50x25 Couplr. | 0.89 |
| EC2010W | 20x10 End Cap | 0.36 |
| EC3015W | 30x15 End Cap | 0.44 |
| EC5025W | 50x25 End Cap | 0.89 |
| FA3015W | 30x15 Flat Adptr. | 0.92 |
| PA3015W | 30x15 Patt Adptr. | 0.85 |




SAFE-D U CLIP

| Code | Description | Each |
|----------|-------------|------|
| SAFE-D30 | 30mm Max | 0.13 |
| SAFE-D40 | 40mm Max | 0.19 |
| SAFE-D50 | 50mm Max | 0.25 |




SAFE-D Conduit Clip

| Code | Description | 20 Pack |
|--------------|-------------|---------|
| SAFE-DCON20 | 20mm Gv | 5.59 |
| SAFE-DCON20B | 20mm Bk | 9.72 |
| SAFE-DCON20W | 20mm Wh | 11.66 |
| SAFE-DCON25 | 25mm Gv | 6.27 |



SAFE-D Stag Clips

| Code | size | 100 Pack |
|------------|------------|----------|
| SD-STAG6TR | 2x6-8 Red | 24.02 |
| SD-STAG8SR | 1x8-10 Blk | 23.63 |



SAFE-D F CLIP

| Code | Description | Pack |
|--------------|-------------|-------|
| SAFEDF30/100 | 30mm Max | 11.53 |
| SAFEDF40/50 | 40mm Max | 10.13 |
| SAFEDF50/50 | 50mm Max | 12.35 |



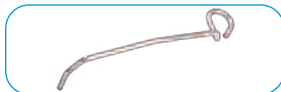
SAFE-D Adj. Cable Clip

| Code | size | 20 Pack |
|-----------|-----------|---------|
| SD-CAB10B | 75mm Blk | 8.58 |
| SD-CAB16B | 89mm Blk | 10.47 |
| SD-CAB22B | 104mm Blk | 11.55 |



SAFE-D T&E Clip

| Code | size | 100 Pack |
|--------|-----------|----------|
| 605071 | 2.5mm T&E | 34.93 |




SAFE-D SPRING CLIP

| Code | Description | Pack |
|-------------|-------------|------|
| SAFEDSPRING | pack50 | 9.04 |



No Plug Fire Rated Screws

| Code | size | 20 Pack |
|-----------|----------|---------|
| DFIX100-P | 40mm P/H | 6.10 |
| DFIX20 | 35mm C/S | 5.04 |



Floor Cable Protector

| Code | size | Each |
|-------|--------------------|-------|
| FC83B | 1.8Mt x 83mm | 18.48 |
| | 14mm Inner Channel | |



Socket Outlets

| Code | Description | Each |
|--------|-----------------------------------|-------|
| 822 | SOCKET 2 Gang 13A Switched SP | 2.56 |
| 822DP | SOCKET 2 Gang 13A Switched DP | 2.87 |
| 822CON | SOCKET 1 Gang to 2 Gang Converter | 5.96 |
| 821 | SOCKET 1 Gang 13A Switched SP | 2.01 |
| 821DP | SOCKET 1 Gang 13A Switched DP | 2.22 |
| 823 | SOCKET 1 Gang Unswitched | 1.92 |
| 824 | SOCKET 2 Gang Unswitched | 2.56 |
| 820 | DUAL VOLT SHAVER SOCKET | 14.67 |


Socket Outlets with USB Outlets

| | | |
|------|---|-------|
| 822U | 2 Gang Socket + 2x USB Charging Outlets | 12.40 |
|------|---|-------|



Switches 10AX Rated

| Code | Description | Each |
|------|-----------------------------|------|
| 811 | SWITCH 1G 1W 10AX | 1.19 |
| 812 | SWITCH 1G 2W 10AX | 1.33 |
| 813 | SWITCH INTERMEDIATE 10AX | 2.43 |
| 815 | SWITCH FAN ISOLATOR 3P 10AX | 3.50 |
| 842 | SWITCH 2G 2W 10AX | 2.01 |
| 843 | SWITCH 3G 2W 10AX | 2.93 |
| 844 | SWITCH 4G 2W 10AX | 4.57 |



45A Switches

| Code | Description | Each |
|------|-----------------------|------|
| 872 | SWITCH 45A DP 2G NEON | 6.21 |
| 873 | SWITCH 45A DP 2G | 6.14 |
| 874 | SWITCH 45A D/P+NEON | 5.92 |
| 875 | SWITCH 45A D/POLE | 5.86 |



Cooker Points 45A

| Code | Description | Each |
|------|---------------------|------|
| 870 | COOKER PT+NEON+S/O | 8.55 |
| 871 | COOKER PT+S/O | 8.15 |
| 879 | COOKER OUTLET PLATE | 3.56 |



Spurs, 13A Fused Connection Unit

| Code | Description | Each |
|--------|--------------------------------------|-------|
| 850 | SPUR 13A SWITCHED | 3.15 |
| 851 | SPUR 13A SWITCHED FLEX OUTLET | 3.56 |
| 852 | SPUR 13A SW C/W NEON | 4.43 |
| 853 | SPUR 13A SWITCHED NEON FLEX OUTLET | 4.85 |
| 854 | SPUR 13A UNSWITCHED | 3.35 |
| 855 | SPUR 13A UNSWITCHED | 3.72 |
| 855RCD | SPUR 13A RCD PROTECTED | 19.25 |
| 856 | SPUR 13A UNSWITCHED C/W NEON | 4.07 |
| 857 | SPUR 13A UNSWITCHED FLEX OUTLET NEON | 4.64 |



20A DP Switches

| Code | Description | Each |
|------|-----------------------------|------|
| 830 | 20A DP SWITCH | 3.08 |
| 831 | SWITCH 20A DP C/W NEON | 4.07 |
| 832 | SWITCH D/P 20A WITH F/O | 3.94 |
| 833 | SWITCH 20A DP WITH NEON F/O | 4.33 |



Dimmer Switches

| Code | Description | Each |
|------------|--------------------------------|-------|
| 881P - LED | 1 Gang, 2 Way 400W Push Dimmer | 12.10 |
| 882P - LED | 2 Gang, 2 Way 250W Push Dimmer | 23.19 |
| 883P - LED | 3 Gang, 2 Way 400W Push Dimmer | 35.36 |
| 884P - LED | 4 Gang, 2 Way 400W Push Dimmer | 46.41 |



TV & Satellite Points

| Code | Description | Each |
|------|-----------------------------|------|
| 860 | 1G CO-AXIAL OUTLET | 2.13 |
| 861 | 2G CO-AXIAL OUTLET | 3.35 |
| 862 | 1G CO-AXIAL OUTLET ISOLATED | 3.56 |



F/Outlet & Blank Plates

| Code | Description | Each |
|------|-----------------------|------|
| 894 | BLANK PLATE 1 GANG | 0.81 |
| 895 | BLANK PLATE 2G | 1.16 |
| 858 | 25A FLEX OUTLET PLATE | 2.51 |


Telephone Points

| Code | Description | Each |
|--------|---------------------|------|
| 8BTM/1 | SOCKET 1G BT MASTER | 4.13 |
| 8BTS/1 | SOCKET 1G BT SLAVE | 3.35 |


Pull Cord Switches

| Code | Description | Each |
|-------|---------------------------------|------|
| 801 | PULL CORD 1W 6A | 3.33 |
| 802 | PULL CORD 2W 6A | 3.41 |
| 803 | PULL SWITCH 45A D/P | 8.38 |
| 804 | PULL SWITCH TP Fan Switch | 6.49 |
| 802CH | PULL CORD 2W 6A CHROME | 6.82 |
| 802ST | PULL CORD 2W 6A STAINLESS STEEL | 7.12 |


Pattresses

| Code | Description | Each |
|------|--------------------------|------|
| 877 | PATTRESS 1GANG 50mm DEEP | 1.29 |
| 878 | PATTRESS 2GANG 50mm DEEP | 1.79 |
| 891 | PATTRESS SINGLE 32mm DP | 0.72 |
| 892 | PATTRESS TWIN 32mm DEEP | 1.25 |
| 893 | PATTRESS SINGLE 16mm DP | 0.72 |
| 896 | PATTRESS DUAL ACCESSORY | 2.01 |


FLUORESCENT STARTER SWITCHES

| Code | Description | Each |
|-------|------------------------------|------|
| FSU | PFS500 4-65 & 80W UNIVERSAL | 0.28 |
| FS2 | PFS200 4-20W 110-250V SERIES | 0.28 |
| FS125 | PFS800 70-125W 240-250V | 0.50 |


17th Edition Metal High Integrity Consumer Units AMD'3

| Code | Description | Price |
|------------|--|--------|
| CFUDP16616 | 16Way Dual RCD, 100A Sw and 2x63A RCD, Populated 16 MCBs | 119.52 |
| CUMB** | MCB's 6 - 50A | 2.32 |

Garage Consumer Unit

| Code | Description | Price |
|--------|--|-------|
| CFGAR1 | Garage Kit Enclosure- IP55, 40A, 30mA RCD, 6+32A MCB | 54.12 |

euro module wiring accessories



Quick and easy to install

Step1

Screw the plate to mounting box

Step2

Wire the modules

Step3

Click modules into place


EURO MODULE FACE PLATES


| Code | Description | Each |
|------------------------------------|---|------|
| Moulded | | |
| 8EMS1-01 | EURO PLATE 1 MODULE Moulded White | 0.72 |
| 8EMS2-01 | EURO PLATE 2 MODULE Moulded White | 0.72 |
| Brushed Steel Screwless | | |
| FBSEMS1-01 | EURO PLATE 1 MODULE Brushed Steel Screwless | 4.62 |
| FBSEMS2-01 | EURO PLATE 2 MODULE Brushed Steel Screwless | 4.70 |
| Brushed Steel with Screws | | |
| NBSEMS1-01 | EURO PLATE 1 MODULE Brushed Steel with Screws | 3.99 |
| NBSEMS2-01 | EURO PLATE 2 MODULE Brushed Steel with Screws | 4.11 |
| Polished Chrome with Screws | | |
| NPCEMS1-01 | EURO PLATE 1 MODULE Polished Chrome with Screws | 3.99 |
| NPCEMS2-01 | EURO PLATE 2 MODULE Polished Chrome with Screws | 4.11 |

EURO MODULES

| Code | Description | Each |
|------------|--------------------------|------|
| EMBLKW | EURO 1/4 BLANK WHITE | 1.10 |
| EMBLKG | EURO 1/4 BLANK GREY | 1.10 |
| EMBTMIG | EURO MOD BT MASTER GREY | 3.00 |
| EMBTMIW | EURO MOD BT MASTER WHITE | 3.00 |
| EMBTSIG | EURO MOD BT SLAVE GREY | 2.72 |
| EMBTSIW | EURO MOD BT SLAVE WHITE | 2.72 |
| EMFO | BRUSH FLEX OUTLET | 2.58 |
| EMHDMIW | BG HDMI MODULE | 5.96 |
| EMNSSATG | EURO MOD SATELLITE GREY | 1.63 |
| EMNSSATW | EURO MOD SATELLITE WHITE | 1.63 |
| EMNSTVG | EURO MOD CO-AXIAL GREY | 1.52 |
| EMNSTVW | EURO MOD CO-AXIAL WHITE | 1.52 |
| EMRJ45C5EG | EURO MOD RJ45 CAT5 GREY | 2.59 |
| EMRJ45C5EW | EURO MOD RJ45 CAT5 WHITE | 2.59 |
| EMRJ45C6G | EURO MOD RJ45 CAT6 GREY | 2.59 |
| EMRJ45C6W | EURO MOD RJ45 CAT6 WHITE | 2.59 |



NEXUS NEW GRID SYSTEM



Switch rockers can be replaced with printed/embossed versions

Nexus Grid Switch Module 20AX White

| CODE | DESCRIPTION | Each |
|------|---|------|
| R12 | 2 Way Single Pole Switch Module | 1.50 |
| R12C | 2 Way Single Pole Switch Centre Off | 2.87 |
| R13 | Intermediate Switch Module | 4.91 |
| R14 | 2 Way Retractive, SP (PRESS) | 3.44 |
| R14C | 2 Way Retractive, SP (PRESS) Centre Off | 3.44 |
| R30 | 20 AX Double Pole Switch Module | 2.58 |



Nexus Grid Switch Rockers White Printed

| CODE | DESCRIPTION | Each |
|---------|-----------------------|------|
| RRHBW | HOB | 0.46 |
| RROVW | OVEN | 0.46 |
| RRFNW | FAN | 0.46 |
| RRWMW | WASHING MACHINE | 0.46 |
| RRTDW | TUMBLE DRYER | 0.46 |
| RRFDW | FRIDGE | 0.46 |
| RRFFW | FRIDGE FREEZER | 0.46 |
| RRFZW | FREEZER | 0.46 |
| RRBLW | BOILER | 0.46 |
| RRMW | MICROWAVE | 0.46 |
| RRCHW | COOKER HOOD | 0.46 |
| RRWHW | WATER HEATER | 0.46 |
| RRWDISW | WASTE DISPOSAL | 0.46 |
| RRACW | AIR CON | 0.46 |
| RRDWW | DISH WASHER | 0.46 |
| RRHTW | HEATER | 0.46 |
| RRBELLW | Bell Symbol (Graphic) | 0.46 |



Nexus Grid Switch Rockers Metal Embossed

| CODE | DESCRIPTION | Each |
|----------|-----------------------|------|
| RRHB** | HOB | 0.78 |
| RROV** | OVEN | 0.78 |
| RRFN** | FAN | 0.78 |
| RRWM** | WASHING MACHINE | 0.78 |
| RRTD** | TUMBLE DRYER | 0.78 |
| RRFD** | FRIDGE | 0.78 |
| RRFF** | FRIDGE FREEZER | 0.78 |
| RRFZ** | FREEZER | 0.78 |
| RRBL** | BOILER | 0.78 |
| RRMW** | MICROWAVE | 0.78 |
| RRCH** | COOKER HOOD | 0.78 |
| RRWH** | WATER HEATER | 0.78 |
| RRWDIS** | WASTE DISPOSAL | 0.78 |
| RRAC** | AIR CON | 0.78 |
| RRDW** | DISH WASHER | 0.78 |
| RRHT** | HEATER | 0.78 |
| RRBELL** | Bell Symbol (Graphic) | 0.78 |
| RRUP** | Unprinted Rocker | 0.78 |

**PC= Polished Chrome


**BS= Brushed Steel

**BN= Black Nickel




Nexus Flex Outlet, Fused & Blank Modules

| CODE | DESCRIPTION | Each |
|---------|------------------------------|------|
| RFLEX | Flex Outlet Module White | 3.82 |
| RFUSE | Fuse Module White | 4.83 |
| RPCFUSE | Fuse Module Polished Chrome | 6.41 |
| RBSFUSE | Fuse Module Brushed Steel | 6.41 |
| RBNFUSE | Fuse Module Black Nickel | 6.41 |
| RBLNK | Blank Module White | 0.83 |
| RPCBLNK | Blank Module Polished Chrome | 2.56 |
| RBSBLNK | Blank Module Brushed Steel | 2.36 |
| RBNBLNK | Blank Module Black Nickel | 2.68 |




Nexus Fan Switch & Key Switch Module

| CODE | DESCRIPTION | Each |
|-------|--|------|
| R15 | 10A 3P Fan Isolator Mod White | 3.44 |
| RPC15 | 10A 3P Fan Isolator Mod Polished Chrome | 7.21 |
| RBS15 | 10A 3P Fan Isolator Mod Brushed Steel | 7.21 |
| RBN15 | 10A 3P Fan Isolator Mod Black Nickel | 7.21 |
| R12KY | Keyswitch 2 Way, Single Pole White Mod | 3.90 |
| R30KY | Keyswitch 20A Double Pole White Mod | 3.84 |
| R12EL | Keyswitch 2W, SP- Printed 'EMG LTG TEST' | 5.14 |
| RSCKY | Keyswitch Spare Key | 0.18 |



Nexus Grid Dimmer Module

| CODE | DESCRIPTION | Each |
|--------|---------------------------------------|-------|
| RDTR | 2W 200W Trailing Edge White | 10.17 |
| RPCDTR | 2W 200W Trailing Edge Polished Chrome | 11.39 |
| RBSDTR | 2W 200W Trailing Edge Brushed Steel | 11.39 |
| RBNDR | 2W 200W Trailing Edge Black Nickel | 11.39 |



Nexus Moulded Front Plates White

| CODE | DESCRIPTION | Each |
|------|---------------------|------|
| R81 | 1 Gang Front Plate | 1.06 |
| R82 | 2 Gang Front Plate | 1.06 |
| R83 | 3 Gang Front Plate | 1.70 |
| R84 | 4 Gang Front Plate | 1.70 |
| R86 | 6 Gang Front Plate | 3.37 |
| R88 | 8 Gang Front Plate | 3.37 |
| R89 | 9 Gang Front Plate | 5.16 |
| R812 | 12 Gang Front Plate | 5.16 |



Nexus Metal Front Plates Polished Chrome

| CODE | DESCRIPTION | Each |
|-------|--------------------|-------|
| RNPC1 | 1 Gang Front Plate | 4.07 |
| RNPC2 | 2 Gang Front Plate | 4.07 |
| RNPC3 | 3 Gang Front Plate | 6.91 |
| RNPC4 | 4 Gang Front Plate | 7.21 |
| RNPC6 | 6 Gang Front Plate | 17.60 |
| RNPC8 | 8 Gang Front Plate | 19.60 |



Nexus Metal Front Plates Brushed Steel

| CODE | DESCRIPTION | Each |
|--------|---------------------|-------|
| RNBS1 | 1 Gang Front Plate | 4.07 |
| RNBS2 | 2 Gang Front Plate | 4.07 |
| RNBS3 | 3 Gang Front Plate | 6.91 |
| RNBS4 | 4 Gang Front Plate | 7.21 |
| RNBS6 | 6 Gang Front Plate | 17.60 |
| RNBS8 | 8 Gang Front Plate | 19.60 |
| RNBS9 | 9 Gang Front Plate | 19.60 |
| RNBS12 | 12 Gang Front Plate | 19.87 |



Nexus Metal Front Plates Black Nickel

| CODE | DESCRIPTION | Each |
|-------|--------------------|-------|
| RNBN1 | 1 Gang Front Plate | 4.07 |
| RNBN2 | 2 Gang Front Plate | 4.07 |
| RNBN3 | 3 Gang Front Plate | 6.91 |
| RNBN4 | 4 Gang Front Plate | 7.21 |
| RNBN6 | 6 Gang Front Plate | 17.60 |
| RNBN8 | 8 Gang Front Plate | 19.60 |



Nexus Grid Frames

| CODE | DESCRIPTION | Each |
|-------|-------------------------|------|
| RFR12 | 1 and 2 Gang Grid Frame | 1.70 |
| RFR34 | 3 and 4 Gang Grid Frame | 2.11 |



Nexus Grid Boxes

| CODE | DESCRIPTION | Each |
|-------|--|------|
| MC501 | Metal Clad 1 Gang Surface Mounting Box | 2.63 |
| MC502 | Metal Clad 2 Gang Surface Mounting Box | 4.18 |
| MC503 | Nexus Grid Double Metal Box- Surface Or Flush Mount (6g And 8g Grid) | 5.88 |



NEXUSmetal



NEXUS BRUSHED CHROME WITH GREY INSERTS

Available in Polished Chrome (Replace NBS with NPC)

SLEEK AND SLIM, WITH SOFTLY ROUNDED CORNERS AND GENTLY CURVED ROCKERS.

NEXUS COMBINES SUPERIOR QUALITY WITH STUNNING GOOD LOOKS AND EASY INSTALLATION.

A STYLISH MODERN LOOK FOR THE HOME OR OFFICE.



10 AMP SWITCHES

| Brushed Steel | Polished Chrome | Description | Our Price Each |
|---------------|-----------------|---------------------------------|----------------|
| NBS12 | NPC12 | 10AX plate switch 1 gang, 2 way | 3.92 |
| NBS13 | NPC13 | 10AX plate switch intermediate | 6.21 |
| NBS15 | NPC15 | 3 Pole Fan Isolator | 9.33 |
| NBS42 | NPC42 | 10AX plate switch 2 gang, 2 way | 5.37 |
| NBS43 | NPC43 | 10AX plate switch 3 gang, 2 way | 7.05 |
| NBS44 | NPC44 | 10AX plate switch 4 gang, 2 way | 11.62 |



45 AMP SWITCHES

| Brushed Steel | Polished Chrome | Description | Our Price Each |
|---------------|-----------------|---------------------------------------|----------------|
| NBS70G | NPC70 | 45A DP switch with 13A neon socket | 18.49 |
| NBS72 | NPC72 | 45A DP switch with neon, double plate | 12.48 |
| NBS74 | NPC74 | 45A DP switch with neon, single plate | 11.26 |



13 AMP DOUBLE POLE SOCKET OUTLETS

| Brushed Steel | Polished Chrome | Description | Our Price Each |
|---------------|-----------------|----------------------------|----------------|
| NBS21 | NPC21 | 1 gang 13A switched socket | 5.84 |
| NBS22 | NPC22 | 2 gang 13A switched socket | 6.44 |

USB + 13A SOCKET OUTLETS

| Brushed Steel | Polished Chrome | Description | Our Price Each |
|---------------|-----------------|--|----------------|
| NBS22U | - | 2 Gang Brushed Steel, Grey Insert 2 x USB | 18.13 |
| - | NPC22UW | 2 Gang Polished Chrome, White Insert 2 x USB | 18.13 |



CO-AXIAL AND SATELLITE SOCKETS

| Brushed Steel | Polished Chrome | Description | Our Price Each |
|---------------|-----------------|------------------------|----------------|
| NBS60 | NPC60 | Co-axial socket 1 gang | 4.64 |



ROUND PIN SOCKET OUTLET

| Brushed Steel | Polished Chrome | Description | Our Price Each |
|---------------|-----------------|--------------------------------|----------------|
| NBS29 | NPC29 | 5A unswitched socket round pin | 12.71 |



TELEPHONE AND DATA OUTLETS

| Brushed Steel | Polished Chrome | Description | Our Price Each |
|---------------|-----------------|-------------------------|----------------|
| NBSBTM1 | NPCBTM1 | Telephone master 1 gang | 8.14 |
| NBSBTS1 | NPCBTS1 | Telephone slave 1 gang | 7.65 |



20 AMP DOUBLE POLE SWITCHES

| Brushed Steel | Polished Chrome | Description | Our Price Each |
|---------------|-----------------|---------------------------|----------------|
| NBS31 | NPC31 | 20A D.P. switch with neon | 10.00 |



DIMMERS 2 WAY - PUSH ON/OFF

| Brushed Steel | Polished Chrome | Description | Our Price Each |
|---------------|-----------------|--------------------------|----------------|
| NBS81P | NPC81P | 1 gang, 2 Way Push,400W | 15.00 |
| NBS82P | NPC82P | 2 gang, 2 Way Push, 400W | 24.21 |
| NBS83P | NPC83P | 3 gang, 2 Way Push,400W | 36.17 |
| NBS84P | NPC84P | 4 gang, 2 Way Push,400W | 45.60 |



13 AMP FUSED CONNECTION UNITS

| Brushed Steel | Polished Chrome | Description | Our Price Each |
|---------------|-----------------|--------------------------------------|----------------|
| NBS50 | NPC50 | 13A switched FCU | 6.28 |
| NBS52 | NPC52 | 13A switched FCU with neon | 6.98 |
| NBS53 | NPC53 | 13A switched FCU with neon and cable | 8.39 |
| NBS54 | NPC54 | 13A unswitched FCU | 6.50 |
| NBS55 | NPC55 | 13A unswitched FCU with cable outlet | 7.18 |




SHAVER SOCKET

| Brushed Steel | Polished Chrome | Description | Our Price Each |
|---------------|-----------------|-------------------------------------|----------------|
| NBS20G | NPC20 | Shaver socket 115/230V dual voltage | 21.39 |

BLANK PLATES

| Brushed Steel | Polished Chrome | Description | Our Price Each |
|---------------|-----------------|--------------------|----------------|
| NBS95 | NPC95 | 2 gang blank-plate | 3.06 |

Change FBS to FPC For Polished Chrome and FBN For Black Nickel



13 AMP DOUBLE POLE SOCKET OUTLETS

| Brushed Steel | Description | Our Price Each |
|---------------|--|----------------|
| FBS22G | 2 gang 13A switched socket | 7.65 |
| FBS22U3G | 2 gang 13A switched socket + 2 x USB sockets | 19.42 |



10 AMP SWITCHES

| Brushed Steel | Description | Our Price Each |
|---------------|---------------------------------------|----------------|
| FBS12 | 10AX plate switch 1 gang, 2 way | 5.12 |
| FBS13 | 10AX plate switch intermediate | 7.41 |
| FBS15 | 10AX plate switch 3 pole fan isolator | 9.46 |
| FBS42 | 10AX plate switch 2 gang, 2 way | 6.57 |
| FBS43 | 10AX plate switch 3 gang, 2 way | 8.26 |
| FBS44 | 10AX plate switch 4 gang, 2 way | 13.19 |



20 AMP DOUBLE POLE SWITCHES

| Brushed Steel | Description | Our Price Each |
|---------------|---------------------------|----------------|
| FBS31 | 20A D.P. switch with neon | 9.58 |



13 AMP FUSED CONNECTION UNITS

| Brushed Steel | Description | Our Price Each |
|---------------|--------------------------------------|----------------|
| FBS50 | 13A switched FCU | 7.24 |
| FBS52 | 13A switched FCU with neon | 8.01 |
| FBS53 | 13A switched FCU with neon and cable | 9.46 |
| FBS54 | 13A unswitched FCU | 7.47 |
| FBS55 | 13A unswitched FCU with cable outlet | 8.14 |



45 AMP SWITCHES

| Brushed Steel | Description | Our Price Each |
|---------------|---------------------------------------|----------------|
| FBS70W | 45A DP switch with 13A neon socket | 18.97 |
| FBS72 | 45A DP switch with neon, double plate | 12.96 |
| FBS74 | 45A DP switch with neon, single plate | 11.74 |



CO-AXIAL AND SATELLITE SOCKETS

| Brushed Steel | Description | Our Price Each |
|---------------|------------------------|----------------|
| FBS60 | Co-axial socket 1 gang | 5.22 |



TELEPHONE AND DATA OUTLETS

| Brushed Steel | Description | Our Price Each |
|---------------|-------------------------------|----------------|
| FBSBTM1 | Telephone master 1 gang Screw | 8.72 |
| FBSBTS1 | Telephone slave 1 gang Screw | 9.91 |



DIMMERS 2 WAY- PUSH ON/OFF

| Brushed Steel | Description | Our Price Each |
|---------------|--------------------------|----------------|
| FBS81P | 1 gang, 2 Way Push,500W | 20.32 |
| FBS82P | 2 gang, 2 Way Push, 500W | 32.47 |
| FBS83P | 3 gang, 2 Way Push,500W | 48.50 |
| FBS84P | 4 gang, 2 Way Push,500W | 58.88 |



SHAVER SOCKET

| Brushed Steel | Description | Our Price Each |
|---------------|-------------------------------------|----------------|
| FBS20W | Shaver socket 115/230V dual voltage | 22.61 |

BLANK PLATES

| Brushed Steel | Description | Our Price Each |
|---------------|--------------------|----------------|
| FBS94 | 1 gang blank-plate | 4.28 |
| FBS95 | 2 gang blank-plate | 5.50 |

MAGDUO Fire Protection



Fire Panel

| CODE | DESCRIPTION | Price |
|----------|---------------------------|--------|
| MAGDUO2 | 2 Zone 2 Wire Panel White | 206.60 |
| MAGDUO4B | 4 Zone 2 Wire Panel Black | 260.12 |



Fire Panel Kit

| CODE | DESCRIPTION | Price |
|-------------|-----------------------------|--------|
| MAGDUO2BKIT | 2 Zone 2 Wire Panel Kit Blk | 470.58 |
| MAGDUO2KIT | 2 Zone 2 Wire Panel Kit Whi | 470.58 |
| MAGDUO4BKIT | 4 Zone 2 Wire Panel Kit Blk | 522.37 |
| MAGDUO4KIT | 4 Zone 2 Wire Panel Kit Whi | 522.37 |



Detectos

| CODE | DESCRIPTION | Price |
|------------|--|-------|
| MAGDUOSH | Flexipoint Fire detector | 31.60 |
| MAGDUOSW | Surface Ceiling Sounder White | 20.91 |
| MAGDUOSHSS | Flexipoint Fire detector with Sounder and Strobe | 59.30 |



Call Point & Cover

| CODE | DESCRIPTION | Price |
|----------|-----------------------|-------|
| MAGDUOCP | Resettable Call Point | 17.34 |
| MAGDUOCP | Call Point Cover | 5.62 |



Panel Isolator & Battery

| CODE | DESCRIPTION | Price |
|----------|-----------------------|-------|
| MAGISORP | Red Isolator Switch | 13.58 |
| BAT32 | 12V 3.2Ah SLA Battery | 12.42 |
| BAT7 | 12V 7Ah | 16.15 |

MAGDUO, The New Range Of Two-Wire Fire Systems

- The system is 'Two-Wire' meaning that all system devices can be installed on the same circuit
- Up to 32 devices per zone* (Dependent on Device Loading Unit: DLU, please refer to product technical specification)
- MAG DUO will support 2-8 Zone applications
- The MAGDUO FlexiPoint detectors are changeable from smoke to heat detection mode using the dip switch settings with 7 different options
- FlexiPoint detectors are also available with inbuilt sounder & strobe options
- The 4 and 8 zone panels support up to 8 repeater panels

CCTV Systems



Camera Kit

| CODE | DESCRIPTION | Price |
|------------|--|--------|
| REKIP4KB2G | Rekor IP 4 Channel POE 2MP 2 Bullet Camera Kit Grey | 286.63 |
| REKIP4KB2W | Rekor IP 4 Channel POE 2MP 4 Bullet Camera Kit White | 389.56 |

Power Over Ethernet

- CCTV Complete with NVR, IP Cameras, Cable & System Power Supply
- HD 2MP Resolution Viewing and Recording
- 4CH POE NVR- Power Over Ethernet. Day/ Night, Weatherproof, Bullet Style IP Cameras
- H.265 Video Compression for Efficient Storage
- Pre-Installed 1TB Premium Surveillance Hard Drive
- Remote Monitoring via APP (Android / IOS) or PC Playback / Record / Remote View Simultaneously
- Continuous / Scheduled / Motion Record Modes
- USB Backup for Evidence Transfer
- Mouse Driven User Menu



Camera Kit

| CODE | DESCRIPTION | Price |
|--------------|---|--------|
| SHDV4KB2W1TB | 4 Channel Full HD 4MP 2 Bullet Camera Kit White | 334.95 |



Camera Kit

| CODE | DESCRIPTION | Price |
|--------------|--|--------|
| SHDV4KD4G1TB | 4 Channel Full HD 4MP 4 Bullet Camera Kit Grey | 424.41 |



LED CCTV Monitors

| CODE | DESCRIPTION | Price |
|--------|------------------------|--------|
| MON21L | LED 21.5" CCTV Monitor | 236.35 |
| MON23L | LED 23.8" CCTV Monitor | 246.32 |



HD Digital recorder & Camera

| CODE | DESCRIPTION | Price |
|-------------|-----------------------------------|--------|
| HDVIP8R4TB | 5 Megapixel POE NVR 8 channel 4TB | 424.41 |
| HDVIP28FDG2 | Dome POE Fixed Camera | 77.60 |

Professional Single Wire System
Power Over Ethernet

aperta Door access Systemd



Colour Door Entry Kit

| CODE | DESCRIPTION | Price |
|-------|---|--------|
| APKIT | Colour Video Door Entry Kit (White MON) | 235.16 |



Door Entry Station

| CODE | DESCRIPTION | Price |
|-----------|---------------------------------|--------|
| APDSMW | Multiway Video Door Station | 153.43 |
| APDSKPFMS | Flush Mount For KP Doorstations | 15.44 |




Colour Door Entry Monitor

| CODE | DESCRIPTION | Price |
|--------|----------------------------------|--------|
| APMONB | Video Door Entry Monitor (Black) | 114.88 |
| APMONW | Video Door Entry Monitor (White) | 114.58 |

A flexible range of superb quality hands-free colour video door entry products specifically for installation in single dwellings. Simplicity of installation is the key to Aperta single way systems, requiring only 2 wires throughout and all outdoor stations and monitors powered by a single power supply.

The range includes 2 quick and easy to select base kits with options for combined key-pad entry or a stylish but simple bell push outdoor station. Alternatively, you can build your own system from 2 outdoor station and 4 monitor options. You really need look no further to find the ideal single way video door entry solution.

Please enquire for more information.



Power Supply Unit

| CODE | DESCRIPTION | Price |
|---------|--------------------------------|-------|
| APPOWMW | Power Unit For Multiway System | 57.83 |



Power Separator Unit

| CODE | DESCRIPTION | Price |
|---------|------------------------------------|-------|
| APSEPMW | Separator Unit For Multiway System | 19.28 |



Branch Controller

| CODE | DESCRIPTION | Price |
|---------|---------------------------------|-------|
| APBC4MW | Controller For Multiway Systems | 32.38 |

duceri Emergency Lighting



Bulkhead White 14W Round

| CODE | DESCRIPTION | Price |
|-------------------------------|------------------|-------|
| EM14WMAINSCBULK | IP65 Mains | 26.00 |
| EM14WMAINSCBULKMW | IP65 Mains+Micro | 35.00 |
| Emergency Bulkhead 14W | | |
| EM14WMCBULK | IP65 Fitting | 42.00 |
| EM14WMCBULKMW | IP65 + Microwave | 52.00 |



Emergency Bulkhead 3M

| CODE | DESCRIPTION | Price |
|----------------|--|-------|
| EMDLED3WMBULK2 | 3W LED IP65 Maintained/Non Maintained Emergency Bulkhead 5500K. Legend Inc. 100Lm EM 120Lm Mains. 345 x 110 x 60mm | 16.68 |



Emergency Bulkhead 3M

| CODE | DESCRIPTION | Price |
|---------------|--|-------|
| EMLED3WMBULK2 | 3W LED IP65 Maintained/Non Maintained Emergency Bulkhead 5500K. Legend Inc. 107Lm EM 151Lm Mains. 225 x 105 x 50mm | 9.00 |

WHILE STOCKS LAST



Non Maintained Emergency Twin Spot

| CODE | DESCRIPTION | Price |
|--------------|---|-------|
| EMNMIP20SPOT | 2x3W LED IP20 Non Maintained White Twin Spot. 5500K. 272Lm. 3h Duration. Wall Mounted. 273 x 260 x 60mm | 27.81 |




Non Maintained Emergency Twin Spot

| CODE | DESCRIPTION | Price |
|--------------|---|-------|
| EMNMIP20SPOT | 2x3W LED IP20 Non Maintained Black Twin Spot. 5500K. 272Lm. 3h Duration. Wall Mounted. 273 x 260 x 60mm | 27.81 |




LED 3W Open Lens EM Downlight

| CODE | DESCRIPTION | Price |
|------------|---|-------|
| EMD3WNMDLK | 3W LED 5500K. 138Lm. 3h Duration. Open Lens Emergency Downlight IP20. 35mm Cut Out Includes Silver & Black Bezels | 23.95 |



LD CABLE TRAY PRE GALVANISED LIGHT DUTY

| CODE | DESCRIPTION | EACH |
|----------|------------------|-------|
| LDT050TR | 50mm x 3 Metres | 10.16 |
| LDT075TR | 75mm x 3 Metres | 12.56 |
| LDT100TR | 100mm x 3 Metres | 14.66 |
| LDT150TR | 150mm x 3 Metres | 20.06 |
| LTD300TR | 300mm x 3 Metres | 80.34 |
| LDTSC | Coupler (Pair) | 5.00 |




MRF CABLE TRAY PRE GALVANISED MEDIUM RETURNED FLANGE (25mm)

| CODE | DESCRIPTION | EACH |
|----------|------------------|-------|
| MDT075TR | 75mm x 3 Metres | 15.54 |
| MDT100TR | 100mm x 3 Metres | 17.38 |
| MDT150TR | 150mm x 3 Metres | 21.58 |
| MDT225TR | 225mm x 3 Metres | 34.04 |
| MDT300TR | 300mm x 3 Metres | 47.42 |



GAVANISED TRUNKING 3MTR LTHS

| CODE | SIZE | EACH |
|------|-------------|--------|
| ST22 | 50 x 50mm | 31.70 |
| ST33 | 75 x 75mm | 55.10 |
| ST44 | 100 x 100mm | 64.58 |
| ST66 | 150 x 150mm | 116.66 |



METAL TRUNKING GUSSET BENDS INSIDE LID 90°

| CODE | SIZE | EACH |
|---------|-------------|-------|
| SA2290I | 50 x 50mm | 14.92 |
| SA3390I | 75 x 75mm | 18.82 |
| SA4490I | 100 x 100mm | 20.74 |
| SA6690I | 150 x 150mm | 32.48 |




METAL TRUNKING GUSSET BENDS OUTSIDE LID 90°

| CODE | SIZE | EACH |
|---------|-------------|-------|
| SA2290E | 50 x 50mm | 14.92 |
| SA3390E | 75 x 75mm | 18.82 |
| SA4490E | 100 x 100mm | 20.74 |
| SA6690E | 150 x 150mm | 32.48 |



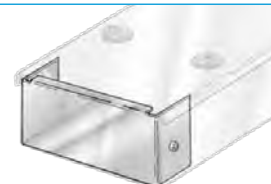
METAL TRUNKING GUSSET BENDS TOP LID 90°

| CODE | SIZE | EACH |
|---------|-------------|-------|
| SA2290T | 50 x 50mm | 14.92 |
| SA3390T | 75 x 75mm | 18.82 |
| SA4490T | 100 x 100mm | 20.74 |
| SA6690T | 150 x 150mm | 32.48 |



METAL TRUNKING GUSSET TEE TOP LID

| CODE | SIZE | EACH |
|---------|-------------|-------|
| SA22TTC | 50 x 50mm | 20.24 |
| SA33TTC | 75 x 75mm | 24.14 |
| SA44TTC | 100 x 100mm | 29.16 |
| SA66TTC | 150 x 150mm | 43.28 |



METAL TRUNKING FITTINGS STOP END

| CODE | SIZE | EACH |
|--------|-------------|------|
| SA22SE | 50 x 50mm | 3.56 |
| SA33SE | 75 x 75mm | 4.88 |
| SA44SE | 100 x 100mm | 5.54 |
| SA66SE | 150 x 150mm | 7.42 |



GALVANISED STEEL CONDUIT

| CODE | DESCRIPTION | £ Length | 8 lens.+ |
|---------|---------------------|----------|----------|
| DT20300 | 20mm x 3 MTR LENGTH | 5.73 | 5.21 |
| DT25300 | 25mm x 3 MTR LENGTH | 7.29 | 6.62 |



TERMINAL BOX

| CODE | DESCRIPTION | EACH |
|--------|-------------|------|
| CB120G | 20mm GALV | 1.29 |
| CB125G | 25mm GALV | 1.77 |



THROUGH BOX

| CODE | DESCRIPTION | EACH |
|--------|-------------|------|
| CB220G | 20mm GALV | 1.29 |
| CB225G | 25mm GALV | 1.77 |



ANGLE BOX

| CODE | DESCRIPTION | EACH |
|--------|-------------|------|
| CBA20G | 20mm GALV | 1.29 |
| CBA25G | 25mm GALV | 1.77 |



TEE BOX

| CODE | DESCRIPTION | EACH |
|--------|-------------|------|
| CB320G | 20mm GALV | 1.38 |
| CB325G | 25mm GALV | 1.84 |



Y BOX

| CODE | DESCRIPTION | EACH |
|---------|-------------|------|
| CBY320G | 20mm GALV | 1.71 |
| CBY325G | 25mm GALV | 2.35 |



U BOX

| CODE | DESCRIPTION | EACH |
|---------|-------------|------|
| CBU220G | 20mm GALV | 1.64 |



INTERSECTION BOX

| CODE | DESCRIPTION | EACH |
|--------|-------------|------|
| CB420G | 20mm GALV | 1.45 |




LIDS & GASKETS

| CODE | DESCRIPTION | EACH |
|-------|---------------|------|
| SL10G | LID GALV | 0.09 |
| RG6 | RUBBER GASKET | 1.51 |



STOCKS, DIES & GUIDES

| CODE | DESCRIPTION | EACH |
|------|----------------------------------|-------|
| SDG1 | STOCK, DIES & GUIDES SET 20-25mm | 39.70 |



JACK CHAIN (10 Mtrs)

| CODE | DESCRIPTION | EACH |
|-------|-------------|------|
| JCG10 | NO10 GALV | 5.97 |



INSPECTION TEE

| CODE | DESCRIPTION | EACH |
|-------|-------------|------|
| IT20G | 20mm GALV | 3.40 |
| IT25G | 25mm GALV | 4.21 |




INSPECTION ELBOWS

| CODE | DESCRIPTION | EACH |
|-------|-------------|------|
| IE20G | 20mm GALV | 2.72 |
| IE25G | 25mm GALV | 3.72 |




SPACER BAR & DISTANCE SADDLES

| CODE | DESCRIPTION | EACH |
|-------|-----------------|------|
| SB20G | 20mm S/B GALV | 0.09 |
| SB25G | 25mm S/B GALV | 0.12 |
| OB20G | 20mm Dist. GALV | 0.41 |
| OB25G | 25mm Dist. GALV | 0.50 |



SOLID COUPLERS

| CODE | DESCRIPTION | EACH |
|-------|-------------|------|
| SC20G | 20mm GALV | 0.20 |
| SC25G | 25mm GALV | 0.27 |
| SC32G | 32mm GALV | 0.60 |
| SC5G | 1 1/2" GALV | 0.97 |
| SC6G | 2" GALV | 1.97 |



REDUCERS

| CODE | DESCRIPTION | EACH |
|-----------|-----------------|------|
| RED25-20G | 25 TO 20mm Galv | 0.61 |
| RED32-25G | 32 TO 25mm Galv | 1.51 |



LOCKRING MILLED EDGE

| CODE | DESCRIPTION | EACH |
|--------|-------------|------|
| LRS20G | 20mm S/C | 0.06 |
| LRS25G | 25mm S/C | 0.10 |
| LRS32G | 32mm S/C | 0.29 |
| LRS5G | 1 1/2" S/C | 0.31 |
| LRS6G | 2" S/C | 0.69 |




HEXAGONAL LOCKNUTS

| CODE | DESCRIPTION | EACH |
|--------|-------------|------|
| SLN20G | 20mm GALV | 0.05 |
| SLN25G | 25mm GALV | 0.08 |
| SLN32G | 32mm GALV | 0.19 |
| SLN5G | 1 1/2" GALV | 0.33 |
| SLN6G | 2" GALV | 0.50 |



MALE BRASS BUSH

| CODE | DESCRIPTION | EACH |
|---------------|--------------|------|
| MS20 | SHORT 20mm | 0.16 |
| MS25 | SHORT 25mm | 0.26 |
| MS32 | SHORT 32mm | 0.42 |
| MLP5 | SHORT 1 1/2" | 0.69 |
| MLP6 | SHORT 2" | 1.35 |
| ML20 | LONG 20mm | 0.23 |
| ML25 | LONG 25mm | 0.38 |
| ML32 | LONG 32mm | 0.63 |
| BML1.5 (MBB5) | LONG 1 1/2" | 1.29 |
| BML2 (MBB6) | LONG 2" | 2.08 |



SCREWED NIPPLES

| CODE | DESCRIPTION | EACH |
|-------|-------------|------|
| SN20G | 20mm S/C | 0.20 |
| SN25G | 25mm S/C | 0.30 |



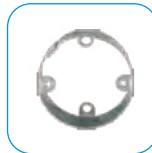
DOME COVER

| CODE | DESCRIPTION | EACH |
|-------|-------------|------|
| DC20G | 20mm GALV | 0.43 |



HOOK PLATE

| CODE | DESCRIPTION | EACH |
|-------|-------------|------|
| HP10G | HOOK BZP | 0.37 |



EXTENSION RINGS

| CODE | DESCRIPTION | EACH |
|-------|---------------------|------|
| ER20G | 20mm Extension Ring | 0.99 |
| ER25G | 25mm Extension Ring | 1.18 |
| ER32G | 32mm Extension Ring | 1.26 |



LOOP-IN BOX

| CODE | DESCRIPTION | EACH |
|--------|--------------------|------|
| LB201G | 2 Hole Loop-In Box | 0.87 |
| LB204G | 4 Hole Loop-In Box | 0.87 |



MALE HOOK

| CODE | DESCRIPTION | EACH |
|--------|-------------|------|
| SMH20G | 20mm GALV | 0.88 |




BRASS TRS GLAND

| CODE | DESCRIPTION | EACH |
|-------|-------------|------|
| TRS20 | 20mm | 0.64 |
| TRS25 | 25mm | 1.14 |
| TRS32 | 32mm | 4.56 |



CRAMPETS

| CODE | DESCRIPTION | EACH |
|--------|-------------|------|
| CCR20G | 20mm GALV | 0.07 |
| CR25G | 25mm GALV | 0.10 |




LIGHT HANGER (Witches Hat)

| CODE | DESCRIPTION | Each |
|------|-----------------------|------|
| NMP1 | LIGHT SUSPENSION CLIP | 0.57 |



PVC GROMMETS

| CODE | DESCRIPTION | PER 100 |
|-------|-------------|---------|
| PGO20 | 20mm OPEN | 2.10 |
| PGO25 | 25mm OPEN | 4.08 |
| PGO32 | 32mm OPEN | 11.16 |
| PGB20 | 20mm BLIND | 4.63 |
| PGB25 | 25mm BLIND | 5.68 |
| PGB32 | 32mm BLIND | 6.85 |



SLOTTED CHANNEL PRE GALV 3MTR LGTHS

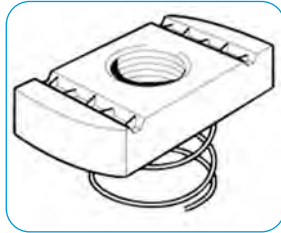
| CODE | DESCRIPTION | EACH |
|-------|-----------------|-------|
| AW3/3 | 41 x 41 x 2.5mm | 38.37 |
| AW7/3 | 41 x 21 x 1.5mm | 29.13 |

(ALSO AVAILABLE IN 6MTR LENGTHS)



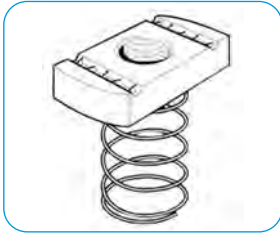
THREADED ROD 3 METRES

| CODE | SIZE | EACH |
|------|------|-------|
| TR6 | M6 | 6.24 |
| TR8 | M8 | 8.76 |
| TR10 | M10 | 13.32 |



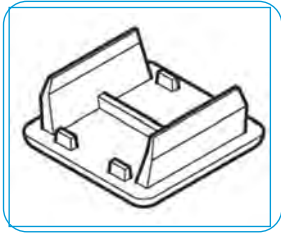
SPRING NUTS SHORT 21mm

| CODE | SIZE | EACH |
|-------|------|------|
| CN6S | 6mm | 0.13 |
| CN8S | 8mm | 0.13 |
| CN10S | 10mm | 0.14 |



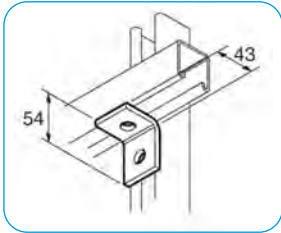
SPRING NUTS LONG 41mm

| CODE | SIZE | EACH |
|-------|------|------|
| CN6L | 6mm | 0.13 |
| CN8L | 8mm | 0.13 |
| CN10L | 10mm | 0.14 |



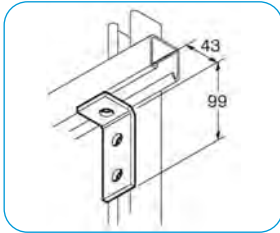
PVC END CAPS

| CODE | SIZE | EACH |
|---------|------------|------|
| CSA950B | 41X41BLACK | 0.20 |
| CSA950W | 41X41WHITE | 0.19 |



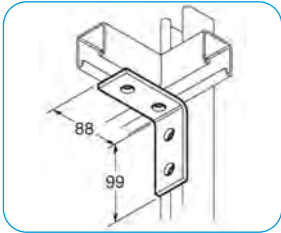
ANGLE BRACKETS

| CODE | SIZE | EACH |
|--------|-------------------------|------|
| CSA501 | 90° 2 HOLE 43 x 54mm | 0.58 |



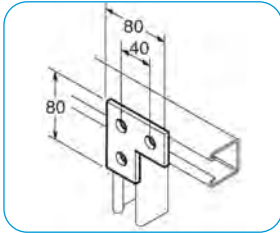
ANGLE BRACKETS

| CODE | SIZE | EACH |
|--------|--------------------------|------|
| CSA502 | 90° 3 HOLE 43 x 100mm | 0.86 |



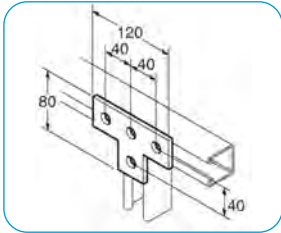
ANGLE BRACKETS

| CODE | SIZE | EACH |
|--------|---------------------------|------|
| CSA504 | 90° 4 HOLE 88 x 9100mm | 1.16 |



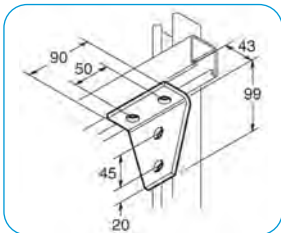
FLAT PLATES

| CODE | SIZE | EACH |
|--------|----------|------|
| CSA600 | 3 HOLE L | 0.92 |



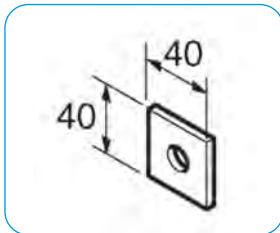
FLAT PLATES

| CODE | SIZE | EACH |
|--------|----------|------|
| CSA603 | 4 HOLE T | 1.27 |



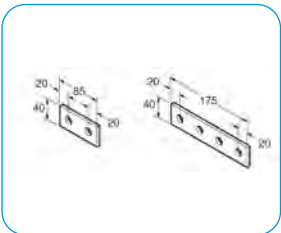
ANGLE BRACKETS

| CODE | SIZE | EACH |
|--------|----------------------|------|
| CSA550 | 90° Brkt. 43 x 100mm | 1.96 |



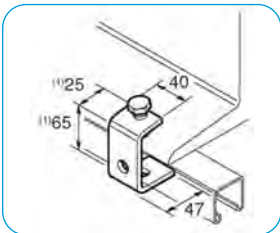
SQUARE PLATES

| CODE | SIZE | EACH |
|----------|----------|------|
| CSA50606 | M6 HOLE | 0.26 |
| CSA50608 | M8 HOLE | 0.26 |
| CSA50610 | M10 HOLE | 0.26 |
| CSA50612 | M12 HOLE | 0.26 |



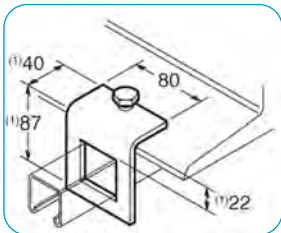
SPLICE PLATES

| CODE | SIZE | EACH |
|--------|--------|------|
| CSA507 | 2 HOLE | 0.58 |
| CSA509 | 4 HOLE | 1.07 |



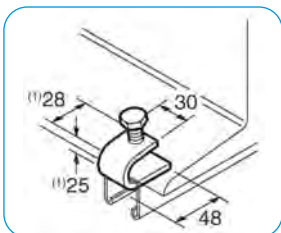
BEAM CLAMP LARGE

| CODE | SIZE | EACH |
|--------|-----------|------|
| CSA851 | 40 x 47mm | 2.29 |



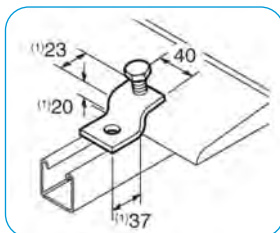
BEAM CLAMPS SINGLE WINDOW

| CODE | SIZE | EACH |
|----------|-----------|------|
| CSA85241 | 42 x 41mm | 1.86 |



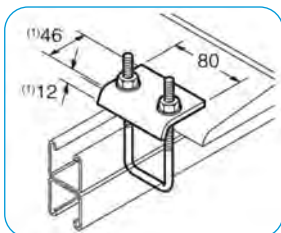
BEAM CLAMP SMALL

| CODE | SIZE | EACH |
|--------|-----------|------|
| CSA850 | 30 x 48mm | 1.02 |



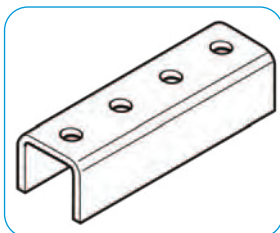
BEAM CLAMPS Z TYPE

| CODE | SIZE | EACH |
|--------|------------------|------|
| CSA854 | 40 x 62mm 1 HOLE | 0.99 |



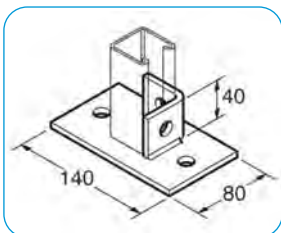
BEAM CLAMPS

| CODE | SIZE | EACH |
|---------|--------------------|------|
| CSA855B | 82mm U BOLT DOUBLE | 2337 |



COUPLERS

| CODE | SIZE | EACH |
|--------|-------------------|------|
| CSA651 | 43 x 175mm 4 Hole | 4.81 |



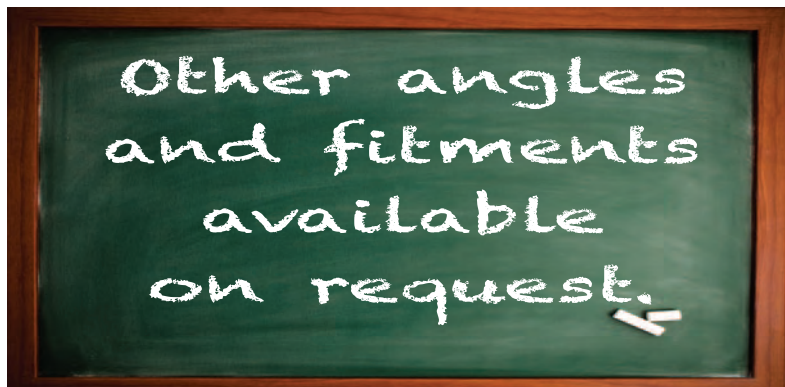
BASE PLATE


| CODE | SIZE | EACH |
|--------|--------|------|
| CSA704 | SINGLE | 2.57 |



CANTELEVER

| CODE | SIZE | EACH |
|--------|-------|------|
| CSA760 | 150mm | 4.54 |
| CSA762 | 300mm | 6.78 |
| CSA763 | 450mm | 8.05 |
| CSA764 | 600mm | 9.78 |





WOOD SCREWS COUNTERSUNK, POZI

| CODE | SIZE | BOX QTY. | PER BOX |
|-----------|--------------|----------|---------|
| SWS61C | No..6 x 1" | 200 | 1.98 |
| SWS6114C | No.6 x 1.25" | 200 | 2.40 |
| SWS6112C | No.6 x 1.5" | 200 | 2.68 |
| SWS81C | No.8 x 1" | 200 | 2.47 |
| SWS8114C | No.8 x 1.25 | 200 | 2.83 |
| SWS8112C | No.8 x 1.5" | 200 | 3.25 |
| SWS8212C | No.8 x 2.5" | 200 | 5.76 |
| SWS102C | No.10x 2" | 200 | 5.48 |
| SWS10212C | No.10x 2.5" | 200 | 7.34 |




WALL PLUGS

| CODE | SIZE | PER 100 |
|------|-----------------------|---------|
| PP1Y | YELLOW PLUG 5mm Drill | 0.72 |
| PP2R | RED PLUG 5.5mm Drill | 0.76 |
| PP3B | BROWN PLUG 7mm Drill | 0.91 |




INSULATION TAPE 19mm X 20Mtr

| CODE | DESCRIPTION | EACH |
|---------|----------------|------|
| TA72BLA | BLACK | 0.59 |
| TA72BRO | BROWN | 0.59 |
| TA72BLU | BLUE | 0.59 |
| TA72GRE | GREY | 0.59 |
| TA72REG | GREEN & YELLOW | 0.59 |
| TA72RED | RED | 0.59 |
| TA72WHI | WHITE | 0.59 |
| TA72YEL | YELLOW | 0.59 |



M3.5 NICKEL PLATED SCREWS FOR ACCESSORY BOXES

| CODE | SIZE | Per 100 |
|-------|-----------------------|---------|
| RC325 | M3.5mm x 25mm | 2.08 |
| RC335 | M3.5mm x 35mm | 2.53 |
| RC340 | M3.5mm x 40mm | 3.15 |
| RC350 | M3.5mm x 50mm | 3.56 |
| RC375 | M3.5mm X 70mm | 6.41 |
| EXS35 | M3.5mm Extension Stud | 31.64 |



CABLE TIES (BLACK OR NATURAL)


| CODE | DESCRIPTION | PER 100 |
|------|--------------------------------|---------|
| CT1* | ZIP TIE 98 x 2.5mm (PCT4/24) | 0.45 |
| CT2* | ZIP TIE 140 x 3.6mm (PCT6/36) | 1.06 |
| CT3* | ZIP TIE 200 x 4.8mm (PCT8/48) | 2.51 |
| CT4* | ZIP TIE 300 x 4.8mm (PCT12/48) | 2.51 |
| CT5* | ZIP TIE 370 x 7.6mm (PCT14/76) | 7.71 |
| CT7* | ZIP TIE 780 x 9.0mm | 29.73 |

*ADD SUFFIX N=NATURAL, B=BLACK.



PVC SLEEVING

| CODE | DESCRIPTION | PER MTR |
|---------|----------------------|---------|
| GY2D | Green/Yellow 2mm ID | 0.05 |
| SBR3D | Brown 3mm ID | 0.07 |
| SBL3D | Blue 3mm ID | 0.05 |
| GY3D | Green/Yellow 3mm ID | 0.06 |
| SBR4 | Brown 4mm ID | 0.07 |
| SBL4 | Blue 4mm ID | 0.07 |
| GY4D | Green/Yellow 4mm ID | 0.08 |
| SGY5/10 | Green/Yellow 5mm ID | 0.19 |
| SGY6 | Green/Yellow 6mm ID | 0.11 |
| SGY10 | Green/Yellow 10mm ID | 0.31 |



ROOFING NUT & BOLTS M6

| CODE | SIZE | Per Box |
|-------|---------------|---------|
| RB612 | M6x12mm x 200 | 7.54 |
| RB616 | M6x16mm x 200 | 8.23 |
| RB620 | M6x20mm x 200 | 8.54 |
| RB625 | M6x25mm x 200 | 9.37 |
| RB640 | M6x40mm x 100 | 7.84 |
| RB650 | M6x50mm x 100 | 8.93 |



BRASS NUTS & WASHERS M4 FOR CONDUIT BOXES

| CODE | SIZE | Per pack |
|-------|----------------------|----------|
| N4 | 4mm M4 Nut x 100 | 2.84 |
| W4 | 4mm M4 Washer x 100 | 1.66 |
| PH46 | M4x6 M4 Screw x 100 | 3.19 |
| PH410 | M4x10 M4 Screw x 100 | 3.85 |
| PH412 | M4x12 M4 Screw x 100 | 4.09 |
| PH416 | M4x16 M4 Screw x 100 | 4.83 |
| PH420 | M4x20 M4 Screw x 100 | 5.75 |
| PH425 | M4x25 M4 Screw x 100 | 6.62 |
| PH430 | M4x30 M4 Screw x 100 | 6.69 |
| PH440 | M4x40 M4 Screw x 100 | 9.45 |
| PH450 | M4x50 M4 Screw x 50 | 5.97 |




BALL LOCK S/STEEL CABLE TIES

| CODE | Description | Each |
|-----------|------------------------|------|
| NCTS200 | 4.6 x 200 | 0.12 |
| NCTS360 | 4.6 x 360 | 0.15 |
| NCTS550 | 7.6 x 550 | 0.34 |
| NCTSB200B | 4.6 x 200 Black Coated | 0.21 |
| NCTSB360B | 4.6 x 360 Black Coated | 0.27 |
| NCTSB550B | 7.6 x 550 Black Coated | 0.39 |




Junction Boxes

| CODE | DESCRIPTION | EACH |
|-----------|-------------------------------|------|
| JB204S80B | 20A 4 Pole Round Junction box | 1.24 |
| JB206S86B | 20A 6 Pole Round Junction box | 1.70 |
| JB303S90B | 30A 3 Pole Round Junction box | 1.60 |
| JB60315OB | 60A 3 Pole Round Junction box | 5.56 |



PLASTERBOARD FIXINGS

| CODE | DESCRIPTION | Each |
|-------|--------------------------|------|
| SDA35 | Plasterboard Fixing 32mm | 0.12 |




CABLE TIE BASE (BLACK OR NATURAL)

| CODE | DESCRIPTION | PER 100 |
|-------|-----------------------|---------|
| CTB3N | C/T BASE 19mm Natural | 3.43 |
| CTB3B | C/T BASE 19mm Black | 3.43 |
| CTB4N | C/T BASE 25mm Natural | 5.38 |




SERVICE BOX'S (Henley Bolck)

| CODE | DESCRIPTION | EACH |
|---------|---------------------|------|
| N345/19 | 5 X 35mm 100 amp DP | 9.06 |
| N347/38 | 5 x 35mm 100 amp SP | 5.03 |



ADJUSTABLE EARTH CLAMPS


| CODE | DESCRIPTION | EACH |
|---------|-------------------------------------|------|
| AEC4-14 | 12-32mm DRY | 0.68 |
| AEC2-15 | 12-32mm DAMP BLUE TAG | 0.81 |
| AEC2/2 | 32-50mm DAMP BLUE TAG | 1.47 |
| AEC2/3 | 50-75mm DAMP BLUE TAG | 1.65 |
| AEC3-16 | 12-32mm DAMP BLUE TAG DOUBLE LUG | 1.31 |
| AEC3/2 | 32-50mm DAMP BLUE TAG DOUBLE LUG | 1.89 |



CONNECTOR STRIPS WHITE POLYETHYLENE


| CODE | DESCRIPTION | EACH |
|------|---------------|------|
| PN5 | 5 AMP 12 WAY | 0.38 |
| PN15 | 15 AMP 12 WAY | 0.90 |
| PN30 | 30 AMP 12 WAY | 1.08 |
| PN50 | 60 AMP 12 Way | 2.42 |

TO EN60998-1




ADAPTABLE BOXES GALVANISED WITH KO

| CODE | DESCRIPTION | EACH |
|--------|--------------------------------|------|
| ABG332 | 3" x 3" x 2" Knock Out Box | 3.11 |
| ABG333 | 3" x 3" x 3" Knock Out Box | 4.48 |
| ABG441 | 4" x 4" x 1 1/2" Knock Out Box | 2.51 |
| ABG442 | 4" x 4" x 2" Knock Out Box | 3.66 |
| ABG443 | 4" x 4" x 3" Knock Out Box | 5.37 |
| ABG444 | 4" x 4" x 4" Knock Out Box | 7.91 |
| ABG642 | 6" x 4" x 2" Knock Out Box | 4.62 |
| ABG643 | 6" x 4" x 3" Knock Out Box | 6.32 |
| ABG661 | 6" x 6" x 1 1/2" Knock Out Box | 4.06 |
| ABG662 | 6" x 6" x 2" Knock Out Box | 5.50 |
| ABG663 | 6" x 6" x 3" Knock Out Box | 7.03 |
| ABG664 | 6" x 6" x 4" Knock Out Box | 8.68 |



EARTH BLOCKS

| CODE | DESCRIPTION | EACH |
|------|-------------------|------|
| ETT4 | EARTH BLOCK 4 WAY | 1.89 |
| ETT8 | EARTH BLOCK 8 WAY | 3.29 |



CHOC BOX TYPE BOX

| CODE | DESCRIPTION | EACH |
|--------|-------------------------------|------|
| CB15VO | Chock Box Type 74 x 47 x 27mm | 0.83 |




COPPER EARTH RODS

| CODE | DESCRIPTION | EACH |
|----------|---------------------------------|------|
| CBER4 | EARTH ROD 3/8"X4' | 3.51 |
| XCBER458 | EARTH ROD 5/8"X4' EXTENDABLE | 7.28 |



Connectors Miniature Type - T60

| CODE | DESCRIPTION | PACK |
|------|-------------------------------|------------|
| MCP2 | 2 Way 0.5 - 2.5mm Solid Cable | 100Pk 8.92 |
| MCP3 | 3 Way 0.5 - 2.5mm Solid Cable | 50Pk 4.91 |
| MCP4 | 4 Way 0.5 - 2.5mm Solid Cable | 50Pk 6.92 |
| MCP5 | 5 Way 0.5 - 2.5mm Solid Cable | 50Pk 7.32 |
| MCP8 | 8 Way 0.5 - 2.5mm Solid Cable | 50Pk 13.04 |



Moulded JB'S IP65 Plain Sided

| CODE | DESCRIPTION | EACH |
|--------|------------------------|-------|
| E94204 | 100 x 100 x 50mm ip56 | 2.46 |
| E96207 | 190 x 140 x 70mm IP56 | 5.69 |
| E97208 | 240 x 190 x 90mm IP56 | 9.06 |
| E98209 | 300 x 220 x 120mm IP56 | 20.87 |
| E99210 | 380 x 300 x 120mm IP56 | 27.09 |



EARTH ROD ACCESSORIES

| CODE | DESCRIPTION | EACH |
|--------|-------------------------------------|------|
| BCBR | EARTH ROD CLAMP 3/8" (FOR CBER4) | 1.88 |
| SDCC58 | EARTH ROD G CLAMP 5/8" | 3.36 |
| EC58 | EXTERNAL COUPLER 5/8" | 2.58 |
| DS58 | DRIVING STUD FOR 5/8" EARTH ROD | 0.97 |



Connectors Lever Type - T85

| CODE | DESCRIPTION | PACK |
|------|------------------|-------------|
| VPC2 | 2 Way 32A / 450v | 100Pk 26.38 |
| VPC3 | 3 Way 32A / 450v | 50Pk 15.35 |
| VPC5 | 5 Way 32A / 450v | 25Pk 12.74 |

0.2-4mm solid cable

0.2-4mm stranded cable

0.34-4mm fine stranded cable



IP66 Membrane Moulded Box

| CODE | DESCRIPTION | EACH |
|----------|--------------------------|------|
| NG86-50W | 86 x 86 x50mm Box White | 3.60 |
| NG86-50B | 86 x 86 x50mm Box Black | 3.60 |
| NG86-50G | 86 x 86 x50mm Box Grey | 3.60 |
| NG96-60W | 96 x 96 x 60mm Box White | 4.56 |
| NG96-60B | 96 x 96 x 60mm Box Black | 4.56 |



EARTH ROD ACCESSORIES

| CODE | DESCRIPTION | EACH |
|------|----------------------|-------|
| EPT | EARTH PIT 280mm | 30.10 |
| EEB | EARTH CONNECTION BOX | 4.71 |




IP68 Insulating & Sealing Gel Mix

| CODE | DESCRIPTION | EACH |
|-------|------------------|-------|
| BG170 | 170ml mix-sachet | 17.80 |



Marker Tape (Underground)

| CODE | Description | ROLL |
|------|-------------------|-------|
| WT | 365mt Marker Tape | 25.72 |



2 PART BW SWA GLAND KITS

| CODE | DESCRIPTION | PACK QTY | PACK |
|-------|----------------------|----------|------|
| BW20S | GLAND KIT 20mm Small | 2 | 1.58 |
| BW20L | GLAND KIT 20mm Large | 2 | 2.09 |
| BW25 | GLAND KIT 25mm | 2 | 4.19 |
| BW32 | GLAND KIT 32mm | 2 | 6.59 |
| BW40 | GLAND KIT 40mm | 1 | 6.11 |

CW OUT/INDOOR SWA GLAND KITS

| CODE | DESCRIPTION | PACK QTY | PACK |
|-------|------------------------|----------|-------|
| CW20S | OUTDOOR KIT 20mm Small | 2 | 3.86 |
| CW20L | OUTDOOR KIT 20mm Large | 2 | 4.63 |
| CW25 | OUTDOOR KIT 25mm | 2 | 7.86 |
| CW32 | OUTDOOR KIT 32mm | 2 | 12.47 |
| CW40 | OUTDOOR KIT 40mm | 1 | 10.72 |

Glands, Shrouds, L/Nuts & E/Tags



SWA CABLE CLEATS SINGLE HOLE

| CODE | DESCRIPTION | DIAMETER | PACK QTY | PACK |
|------|-------------|----------|----------|-------|
| CC5 | CLEAT | 12.7 | 100 | 3.67 |
| CC6 | CLEAT | 15.2 | 100 | 4.09 |
| CC7 | CLEAT | 17.8 | 100 | 5.02 |
| CC8 | CLEAT | 20.03 | 100 | 6.41 |
| CC9 | CLEAT | 22.8 | 100 | 8.01 |
| CC10 | CLEAT | 25.4 | 100 | 8.65 |
| CC11 | CLEAT | 27.7 | 50 | 7.05 |
| CC12 | CLEAT | 30.5 | 50 | 8.95 |
| CC14 | CLEAT | 35.5 | 50 | 10.95 |



LV RESIN STRAIGHT THROUGH JOINT

| CODE | MIN/MAX DIAMETER | EACH |
|-------|--------------------------------|-------|
| NCM0C | 1.5-6mm Straight Through Joint | 16.14 |
| NCM1C | 10-16mm Straight Through Joint | 19.52 |
| NCM3C | 35-95mm Straight Through Joint | 74.46 |



CABLE GLANDS 6-12mm Standard Cable

| CODE | DESCRIPTION | EACH |
|----------|------------------------|------|
| DTG2012B | 20mm Black Gland Small | 0.19 |
| DTG2012R | 20mm Red Gland Small | 0.19 |
| DTG2012W | 20mm White Gland Small | 0.19 |

CABLE GLANDS 10-14mm Large Cable

| CODE | DESCRIPTION | EACH |
|----------|------------------------|------|
| DTG2014B | 20mm Black Gland Large | 0.28 |
| DTG2014R | 20mm Red Gland Large | 0.28 |
| DTG2014W | 20mm White Gland Large | 0.28 |


CABLE GLANDS 13-18mm Cable

| CODE | DESCRIPTION | EACH |
|----------|------------------|------|
| DTG2518B | 25mm Black Gland | 0.38 |
| DTG2518R | 25mm Red Gland | 0.38 |
| DTG2518W | 25mm White Gland | 0.38 |



PVC CONDUIT PACKS 10Mtr + Fittings

| CODE | Description | Per Pack |
|----------|-------------------------|----------|
| CPVC20B2 | 20mm Flex Conduit Black | 8.61 |
| CPVC25B2 | 25mm Flex Conduit Black | 11.98 |
| CPVC20W2 | 20mm Flex Conduit White | 11.43 |
| CPVC25W2 | 25mm Flex Conduit White | 11.69 |



STEEL FLEXIBLE CONDUIT 10Mtr Reels

| CODE | Description | Each |
|--------|------------------------|-------|
| SPRG20 | 20mm Flex Conduit IP40 | 29.82 |
| SPRG25 | 25mm Flex Conduit IP40 | 32.20 |

ADAPTOR BRASS NICKLE PLATED

| | | |
|---------|---------------------|------|
| MSG2020 | 20mm Swivel Adaptor | 2.27 |
| MSG2525 | 25mm Swivel Adaptor | 2.98 |



COATED BANDING STRIP

| CODE | Description | Each |
|-------|--------------------------|-------|
| FS12B | 12mm x 10m Banding Black | 11.51 |



CRIMP RING

| CODE | DESCRIPTION | per 100 |
|--------|-----------------------|---------|
| RRT4.3 | RED 4.3mm Hole 19A | 2.70 |
| BRT4.3 | BLUE 4.3mm Hole 27A | 3.79 |
| YRT6.4 | YELLOW 6.4mm Hole 48A | 7.56 |

CRIMP FORK

| | | |
|--------|---------------|------|
| RFT4.3 | RED 4.3mm 19A | 3.14 |
|--------|---------------|------|

CRIMP PUSH-ON BLADE MALE


| | | |
|--------|-----------------------|------|
| RPM6.3 | RED MALE 6.3mm 10A | 3.45 |
| BPM6.3 | BLUE MALE 6.3mm 15A | 4.14 |
| YPM6.3 | YELLOW MALE 6.3mm 24A | 5.37 |

CRIMP PUSH-ON Pre-Insulated FEMALE

| | | |
|--------|----------------------------|------|
| RPF6.3 | RED INSULATED 6.3mm 10A | 3.88 |
| BPF6.3 | BLUE INSULATED 6.3mm 15A | 4.14 |
| YPF6.3 | YELLOW INSULATED 6.3mm 24A | 5.37 |

SPLICE/BUTT

| | | |
|--------|----------------------|------|
| RIS1.5 | RED INSULATED 19A | 3.57 |
| BIS2.5 | BLUE INSULATED 27A | 4.47 |
| YIS6 | YELLOW INSULATED 48A | 6.91 |



BARE CRIMP LUGS

| CODE | CABLE SIZE | STUD SIZE | EACH |
|---------|------------|-----------|------|
| NT6-5 | 6mm | 6mm | 0.09 |
| NT6-8 | 6mm | 8mm | 0.09 |
| NT10-6 | 10mm | 6mm | 0.13 |
| NT10-10 | 10mm | 10mm | 0.14 |
| NT16-10 | 16mm | 10mm | 0.17 |
| NT25-8 | 25mm | 8mm | 0.23 |
| NT25-10 | 25mm | 10mm | 0.26 |
| NT25-12 | 25mm | 12mm | 0.26 |




TOP HAT BRACKETS with adjustable captive nuts


| CODE | Description | Each |
|-----------|---------------|------|
| NSOB50LP | 50mm Bracket | 0.86 |
| NSOB75LP | 75mm Bracket | 1.02 |
| NSOB100LP | 100mm Bracket | 1.31 |
| NSOB150LP | 150mm Bracket | 1.46 |
| NSOB225LP | 225mm Bracket | 1.52 |
| NSOB300LP | 300mm Bracket | 2.19 |

**Dry Lining boxes**

| Code | Description | Each |
|--------------|----------------------------|------|
| 629 - FF2 | DRY LINING BOX 2G 35mm | 0.80 |
| 637 - DFF2 | DRY LINING BOX (DUAL) 35mm | 1.20 |
| 631 - FF2/45 | DRY LINING BOX 2G 47mm | 1.10 |

**Dry Lining boxes**

| Code | Description | Each |
|--------------|--------------------------|------|
| 619 - FF1 | DRY LINING BOX 1G 35mm | 0.65 |
| 632 - FF1/45 | DRY LINING BOX 1G 47mm | 0.71 |
| 639 - FF1R | DRY LINING CIELING 2 K/O | 0.67 |

**SWITCH & SOCKET BOXES**

| CODE | DESCRIPTION | EACH |
|--------|---------------------|------|
| DES2/3 | 1 + 2 Gang Wall Box | 2.27 |
| DES211 | 3 x 1 Gang Wall Box | 1.80 |

**SWITCH & SOCKET BOXES**

| CODE | DESCRIPTION | Each |
|-----------|-----------------|------|
| 623 - EPD | 16mm 1 GANG BOX | 0.49 |
| 655 - E11 | 25mm 1 GANG BOX | 0.39 |
| 615 - ES1 | 35mm 1 GANG BOX | 0.48 |
| 618 - CB2 | 47mm 1 GANG BOX | 0.74 |

**SWITCH & SOCKET BOXES**

| CODE | DESCRIPTION | Each |
|--------------|----------------------|------|
| 665 - E12 | 25mm 2 GANG BOX | 0.48 |
| 625 - ES2 | 35mm 2 GANG BOX | 0.64 |
| 628 - SB1 | 47mm 2 GANG BOX | 0.91 |
| 636 - DES2/1 | 35mm 2 GANG DUAL BOX | 1.24 |
| 676 - DES1 | 25mm 2 GANG DUAL BOX | 1.18 |

**Plug Top Fuse BS1362**

| CODE | AMPS | EACH |
|------|------|------|
| F2 | 2 | 0.15 |
| F3 | 3 | 0.15 |
| F5 | 5 | 0.15 |
| F7 | 7 | 0.15 |
| F10 | 10 | 0.15 |
| F13 | 13 | 0.15 |

Fuse Wire Card 5, 15 & 30A

| CODE | Description | EACH |
|------|----------------------------|------|
| FWC | Fuse Wire Card 5, 15 & 30A | 0.58 |

**House Service Cut-Out Fuses BS1361**

| CODE | AMPS | Length mm | DiaØ | EACH |
|-----------------|------|-----------|-------|------|
| FHS60 (ME60) | 60 | 57x | 22.22 | 3.34 |
| FHS80 (ME80) | 80 | 57x | 22.22 | 3.34 |
| FHSL80 (MF80) | 80 | 57x | 30.16 | 3.78 |
| FHSL100 (MF100) | 100 | 57x | 30.16 | 3.78 |

**NIT Offset Bolt Tag Fuse HRC Type A1 BS88**

| CODE | AMPS | Fixing Centre mm | EACH |
|----------------|------|------------------|------|
| FNIT2 (NIT2) | 2 | 44.5 | 1.87 |
| FNIT4 (NIT4) | 4 | 44.5 | 1.87 |
| FNIT6 (NIT6) | 6 | 44.5 | 1.87 |
| FNIT10 (NIT10) | 10 | 44.5 | 1.87 |
| FNIT16 (NIT16) | 16 | 44.5 | 1.87 |
| FNIT20 (NIT20) | 20 | 44.5 | 1.87 |
| FNIT32 (NIT32) | 32 | 44.5 | 1.87 |

**Bolted Tag Fuse HRC BS88**

| CODE | AMPS | Fixing Centre mm | EACH |
|-----------------|------|------------------|-------|
| FAA6 (TIA6) | 6 | 73 Offset Bolt | 2.71 |
| FAA10 (TIA10) | 10 | 73 Offset Bolt | 2.91 |
| FAA16 (TIA16) | 16 | 73 Offset Bolt | 2.91 |
| FAA20 (TIA20) | 20 | 73 Offset Bolt | 2.91 |
| FAA25 (TIA25) | 25 | 73 Offset Bolt | 2.91 |
| FCE100 (TCP100) | 100 | 94 Offset Bolt | 7.92 |
| FCD802 (TC80) | 80 | 111 Centre Bolt | 8.43 |
| FCD100 (TC100) | 100 | 111 Centre Bolt | 10.00 |

**ROTARY ISOLATORS IP65**

| CODE | Description | Each |
|--------|-------------|-------|
| IS204 | 20A 4 Pole | 11.97 |
| IS254 | 25A 4 Pole | 15.34 |
| IS324 | 32A 4 Pole | 15.63 |
| IS404 | 40A 4 Pole | 21.06 |
| IS634 | 63A 4 Pole | 22.89 |
| IS1004 | 100A 4 Pole | 63.74 |



IP44 110V Yellow CEE17 Male Plug

| CODE | DESCRIPTION | Our Price |
|-------|-----------------|-----------|
| 57301 | 110V 2P + E 16A | 2.29 |
| 57313 | 110V 2P + E 32A | 6.37 |

IP44 110V Yellow CEE17 Connector

| CODE | DESCRIPTION | Our Price |
|-------|-----------------|-----------|
| 57401 | 110V 2P + E 16A | 3.51 |
| 57413 | 110V 2P + E 32A | 9.37 |

IP44 110V Yellow CEE17 Surface Socket

| CODE | DESCRIPTION | Our Price |
|-------|-----------------|-----------|
| 57101 | 110V 2P + E 16A | 6.45 |
| 57113 | 110V 2P + E 32A | 9.36 |



IP44 240V Blue CEE17 Male Plug


| CODE | DESCRIPTION | Our Price |
|-------|-----------------|-----------|
| 57304 | 240V 2P + E 16A | 2.29 |
| 57316 | 240V 2P + E 32A | 5.82 |

IP44 240V Blue CEE17 Connector

| CODE | DESCRIPTION | Our Price |
|-------|-----------------|-----------|
| 57404 | 240V 2P + E 16A | 3.51 |
| 57416 | 240V 2P + E 32A | 8.04 |

IP44 240V Blue CEE17 Surface Socket

| CODE | DESCRIPTION | Our Price |
|-------|-----------------|-----------|
| 57104 | 240V 2P + E 16A | 6.45 |
| 57116 | 240V 2P + E 32A | 9.36 |



IP44 415V Red CEE17 Male Plug

| CODE | DESCRIPTION | Our Price |
|-------|-----------------|-----------|
| 57309 | 415V 3P+N+E 16A | 4.80 |
| 57321 | 415V 3P+N+E 32A | 7.48 |

IP44 415V Red CEE17 Connector

| CODE | DESCRIPTION | Our Price |
|-------|-----------------|-----------|
| 57409 | 415V 3P+N+E 16A | 5.86 |
| 57421 | 415V 3P+N+E 32A | 9.37 |

IP44 415V Red CEE17 Surface Socket

| CODE | DESCRIPTION | Our Price |
|-------|-----------------|-----------|
| 57109 | 400V 3P+N+E 16A | 7.40 |
| 57121 | 415V 3P+N+E 32A | 11.35 |



Pendant & Batten Lampholder

| CODE | DESCRIPTION | EACH |
|---------|----------------------------|------|
| PS6 | 6" Drop Pendant Lampholder | 2.10 |
| BLSHOPW | 4 Terminal Batten Holder | 2.30 |



Pull Cord Ceiling Switches

| CODE | DESCRIPTION | EACH |
|---------|-------------------------------|------|
| CS61 | 6AX 1 Way Cord Switch | 2.02 |
| CS62 | 6AX 2 Way Cord Switch | 2.08 |
| CS45DPN | 45A DP Isolator Switch + Neon | 6.56 |




Plug-In Ceiling Roses

| CODE | DESCRIPTION | EACH |
|--------|---------------------------|-------|
| CR3275 | 3 pin with 2m 0.75mm Flex | 9.36 |
| CR4275 | 4 pin with 2m 0.75mm Flex | 13.85 |



13A Plug Top & Adaptor

| CODE | DESCRIPTION | EACH |
|-------|-------------------|------|
| PT13 | 13A Plug Top | 1.11 |
| AD313 | Adaptor 13A 3 Way | 3.03 |



240V Extension Lead

| CODE | DESCRIPTION | EACH |
|----------|------------------------------|------|
| RS413CPW | 4 Gang 2Mtr Extension Socket | 6.18 |
| RS613CPW | 6 Gang 2Mtr Extension Socket | 8.47 |



240V Extension Reels

| CODE | DESCRIPTION | EACH |
|-----------|-----------------|-------|
| NER42513 | Open Reel 25Mtr | 25.00 |
| NER45013 | Open Reel 50Mtr | 55.00 |
| HCR420133 | Case Reel 20Mtr | 32.50 |




MECHANICAL TIMER PLUG-IN 13A 24 Hour

| CODE | DESCRIPTION | EACH |
|--------|----------------------------------|------|
| PIT24M | Mechanical 13A Plug-in Timer 24h | 4.89 |



MECHANICAL TIMER PLUG-IN 13A 7 Day

| CODE | DESCRIPTION | EACH |
|-------|------------------------------------|------|
| PITWK | Mechanical 13A Plug-in Timer 7 Day | 5.63 |



TIMER IMMERSION HEATER 24 hour

| CODE | DESCRIPTION | EACH |
|---------|--------------------------------|-------|
| GPT24MF | Mechanical Immersion Timer 24H | 10.73 |



DIGITAL TIMER PANEL MOUNT 240V

| CODE | DESCRIPTION | EACH |
|----------|---|-------|
| GPT247DP | 24H/7day-1minute. 16 (8)A 6/8 on/off x 7 Panel Mount | 33.21 |



DIGITAL TIMER SURFACE MOUNT 240V

| CODE | DESCRIPTION | EACH |
|----------|---|-------|
| GPT247DS | 24H/7day-1minute. 16 (8)A 6/8 on/off x 7 Surface Mount | 39.39 |

MEDIAN**Soft Curved Edge
Wiring Accessories Range**

A new take on traditional moulded wiring accessories manufactured in bright white Urea.

Our Median range is the complete solution for all jobs; clean, simple and with an understated appearance it is designed to compliment all interiors.

This is also the first of our ranges to have single screw fixings on all its modular switches, allowing quick and easy reconfiguration on site.

Featuring a soft profile faceplate, made out of robust urea.

The Median range is supplied with matching screw cap covers, providing a clean and uncluttered finish.

**Socket Outlets**

| Code | Description | Each |
|----------|---------------------------|------|
| NS131S | 13A 1G SP SWITCHED SOCKET | 1.62 |
| NS132S | 13A 2G SP SWITCHED SOCKET | 1.59 |
| NS131DPS | 13A 1G DP SWITCHED SOCKET | 1.73 |
| NS132DPS | 13A 2G DP SWITCHED SOCKET | 2.26 |
| NS131 | 13A 1G UNSWITCHED SOCKET | 1.68 |
| NS132 | 13A 2G UNSWITCHED SOCKET | 1.98 |

Socket Outlets with USB Outlets

| | | |
|------------|---|------|
| NS132USB-3 | 13A 2G SP SWITCHED SOCKET + 2X5V 3.1A USB | 9.13 |
|------------|---|------|

Shaver Socket Outlet

| | | |
|-------|------------------------|-------|
| NDVSS | 110/240V SHAVER SOCKET | 11.81 |
|-------|------------------------|-------|

**20A DP Switches**

| Code | Description | Each |
|----------|----------------------|------|
| NSP20DP | 20A DP SWITCH | 2.22 |
| NSP20DPN | 20A DP SWITCH + NEON | 2.33 |

45A Switches

| Code | Description | Each |
|-----------|-------------------------------|------|
| NSP45DP | 45A DP SWITCH | 4.29 |
| NSP45DPN | 45A DP SWITCH + NEON | 4.80 |
| NSP45LDP | 45A DP D/LENGTH SWITCH | 4.94 |
| NSP45LDPN | 45A DP D/LENGTH SWITCH + NEON | 5.52 |

Cooker Points 45A

| Code | Description | Each |
|----------|------------------------------|------|
| NCC45DP | 45A DP COOKER CONTROL | 5.08 |
| NCC45DPN | 45A DP COOKER CONTROL + NEON | 7.38 |

Cooker Connection Units

| | | |
|-------|-----------------------|------|
| NCU25 | 25A CONNECTION UNIT | 1.27 |
| NCU45 | 45A COOKER CONNECTION | 2.79 |

**Telephone, TV & Data Outlets**


| Code | Description | Each |
|--------|---------------------------|------|
| NCS1NI | 1G TV OUTLET NON ISOLATED | 1.43 |
| NCS2NI | 2G TV OUTLET NON ISOLATED | 1.82 |
| NSAT1 | 1G SATELLITE OUTLET | 2.30 |
| NDS15 | 1G CAT 5 OUTLET | 2.88 |
| NDS25 | 2G CAT 5 OUTLET | 4.54 |
| NDS16 | 1G CAT 6 OUTLET | 3.76 |
| NDS26 | 2G CAT6 OUTLET | 6.31 |

**Spurs, 13A Fused Connection Unit**

| Code | Description | Each |
|------------|---|------|
| NFS13 | 13A FUSED SPUR | 1.68 |
| NFS13N | 13A FUSED SPUR + NEON | 2.31 |
| NFS13DP | 13A DP SWITCHED FUSED SPUR | 2.84 |
| NFS13DPN | 13A DP SWITCHED FUSED SPUR + NEON | 3.23 |
| NFS13-F | 13A FUSED SPUR + FLEX OUTLET | 2.10 |
| NFS13N-F | 13A FUSED SPUR + NEON & FLEX OUTLET | 2.31 |
| NFS13DP-F | 13A DP SWITCHED FUSED SPUR + FLEX OUTLET | 2.84 |
| NFS13DPN-F | 13A DP SWITCHED FUSED SPUR + NEON & FLEX OUTLET | 3.23 |

**Switches 10AX**


| Code | Description | Each |
|---------|----------------------------|------|
| NSP611 | 10A 1G 1W SWITCH | 0.57 |
| NSP612 | 10A 1G 2W SWITCH | 0.69 |
| NSP622 | 10A 2G 2W SWITCH | 1.07 |
| NSP632 | 10A 3G 2W SWITCH | 1.45 |
| NSP642 | 10A 4G 2W SWITCH | 3.71 |
| NSP662 | 10A 6G 2W SWITCH | 5.93 |
| NSP6FAN | 10A FAN ISOLATOR | 2.66 |
| NSP6INT | 10A 1G INTERMEDIATE SWITCH | 1.80 |

**Dimmer Plates and Module**


| Code | Description | Each |
|-----------|--------------------------------|------|
| NDP1 | 1GANG DIMMER PLATE / 1 X KNOB | 2.03 |
| NDP2 | 2GANG DIMMER PLATE / 2 X KNOBS | 2.18 |
| NDP3 | 2GANG DIMMER PLATE / 3 X KNOBS | 3.95 |
| NDP4 | 4GANG DIMMER PLATE / 4 X KNOBS | 4.24 |
| LEDDIM120 | LED DIMMER MODULE 2 Way 0-120W | 9.03 |

**Pattresses & Blank Plates**

| Code | Description | Each |
|---------|-----------------------|------|
| NSPB251 | 1G 25MM PATTRESS BOX | 0.41 |
| NSPB252 | 2G 25MM PATTRESS BOX | 0.72 |
| NSPB321 | 1G 32MM PATTRESS BOX | 0.94 |
| NSPB322 | 2G 32MM PATTRESS BOX | 1.71 |
| NSPB471 | 1G 47MM PATTRESS BOX | 1.20 |
| NSPB472 | 2G 47MM PATTRESS BOX | 1.99 |
| NBP1 | 1 GANG BLANKING PLATE | 0.46 |
| NBP2 | 2 GANG BLANKING PLATE | 0.64 |

**MEDIAN Euro Plates & Modules**

| Code | Description | Each |
|---------|----------------------------|------|
| NMP11 | 1GANG 1 MODULE MEDIA PLATE | 0.53 |
| NMP12 | 1GANG 2 MODULE MEDIA PLATE | 0.53 |
| NMP24 | 2GANG 4 MODULE MEDIA PLATE | 0.78 |
| NSPMINT | INTERMEDIATE SWITCH MODULE | 1.31 |
| NSPMKEY | KEY SWITCH MODULES | 2.07 |



Metal Socket Outlets 13A

| CODE | DESCRIPTION | EACH |
|----------|---------------------------------|-------|
| MS132S | 2 gang SP switched | 5.92 |
| MS132DPS | 2 gang DP switched | 6.81 |
| MS131DPS | 1 gang DP switched | 4.51 |
| S132RCDM | 2 gang switched socket with RCD | 25.85 |
| MS131 | 1 gang unswitched | 3.87 |



Metal Switches 10AX

| CODE | DESCRIPTION | EACH |
|---------|---------------------|------|
| MSP612 | 1 gang 2 way | 3.29 |
| MSP622 | 2 gang 2 way | 4.06 |
| MSP632 | 3 gang 2 way | 4.32 |
| MSP642 | 4 gang 2 way | 6.41 |
| MSP662 | 6 gang 2 way | 7.37 |
| MSP6INT | 1 gang intermediate | 3.72 |



Metal Clad Switch Modules

| CODE | DESCRIPTION | EACH |
|----------|--------------------|------|
| P-SMINT | Switch module Int. | 1.52 |
| P-SM12KY | Key switch module | 2.41 |



Metal Spurs (FCUs) 13A

| CODE | DESCRIPTION | EACH |
|-----------|-----------------------------------|------|
| MFS13 | 13A fused | 4.01 |
| MFS13NF | 13A with neon & F/O | 4.84 |
| MFS13DPNF | 13A switched + neon & flex outlet | 4.84 |
| MFS13DPF | 13A switched with flex outlet | 4.61 |



Metal 20A DP Switches

| CODE | DESCRIPTION | EACH |
|-----------|----------------------|------|
| MSP20DP | Switch | 4.50 |
| MSP20DPF | Switch + flex outlet | 4.58 |
| MSP20DPNF | Switch + neon & F/O | 4.97 |



Metal 45A DP Switches

| CODE | DESCRIPTION | EACH |
|-----------|---------------------------------|------|
| MSP45DP | Switch single size | 6.60 |
| MSP45DPN | Switch + neon single plate size | 6.79 |
| MSP45LDPN | Switch + neon double plate size | 8.05 |



Metal Phone/Flex Outlet

| CODE | DESCRIPTION | EACH |
|------|-------------------------|------|
| MTS1 | Single master outlet | 7.10 |
| MTS2 | Single secondary outlet | 4.49 |



Metal Blanks

| CODE | DESCRIPTION | EACH |
|------|-----------------------------|------|
| MBP1 | 1 gang blank plate with box | 2.79 |
| MBP2 | 2 gang blank plate with box | 4.04 |

**PROTEGO Consumer Unit**

| Code | Description | Isolator Rating | No. Ways | Each |
|----------|-------------|-----------------|----------|-------|
| PCU0402M | 4 Module | 100A DP | 2 | 24.53 |
| PCU0604M | 6 Module | 100A DP | 4 | 28.58 |
| PCU1008M | 10 Module | 100A DP | 8 | 35.27 |

**PROTEGO Consumer Unit**

| Code | Description | Isolator Rating | No. Ways | Each |
|----------|-------------|-----------------|----------|-------|
| PCU1412M | 14 Module | 100A DP | 12 | 43.11 |
| PCU1816M | 18 Module | 100A DP | 16 | 48.27 |
| PCU2220M | 22 Module | 100A DP | 20 | 56.19 |

**PROTEGO Consumer Unit**

| Code | Description | Isolator Rating | No. Ways | Each |
|-----------|-------------|-----------------|----------|--------|
| PCU2824M* | 28 Module | 125A DP | 24 | 121.40 |
| PCU3632M* | 36 Module | 125A DP | 32 | 155.88 |

* Double stacked unit.
Available Early 2004

**Split Load (Loaded) Consumer Unit**

| Code | Description | Isolator Rating | No. Ways | Each |
|----------------|--------------|-----------------|----------|-------|
| M3CU14S/A280LD | With 8 MCBs | 100A | 4+4 | 59.13 |
| M3CU16S/A280LD | With 10 MCBs | 100A | 5+5 | 60.70 |
| M3CU18S/A280LD | With 10 MCBs | 100A | 6+6 | 66.44 |

**Split Load (Loaded) With Surge Consumer Unit**

| Code | Description | Isolator Rating | No. Ways | Each |
|-----------------|-----------------|-----------------|----------|-------|
| M3CU18S/A280LSP | 10 MCBs + Surge | 100A | 6+6 | 84.59 |

**Dual RCD Split Load (Loaded) With SPD**

| Code | Description | Isolator Rating | No. Ways | Each |
|-----------------|----------------------------|-----------------|----------|------|
| M3CU18S/280LDSP | 2 x 80A-30mA RCD + 10 MCBs | 100A | 5+5 | |

1 x 40A, 4 x 32A, 2 x 16A, 3 x 6A MCBs

**Isolator Controlled (Empty) Consumer Unit**

| Code | Description | Isolator Rating | Each |
|--------|---------------------------|-----------------|-------|
| M3CU4 | 4 Module Unit + Isolator | 100A | 17.06 |
| M3CU6 | 6 Module Unit + Isolator | 100A | 19.93 |
| M3CU8 | 8 Module Unit + Isolator | 100A | 23.72 |
| M3CU10 | 10 Module Unit + Isolator | 100A | 27.61 |
| M3CU14 | 14 Module Unit + Isolator | 100A | 31.06 |
| M3CU16 | 16 Module Unit + Isolator | 100A | 33.59 |
| M3CU18 | 18 Module Unit + Isolator | 100A | 36.04 |
| M3CU21 | 21 Module Unit + Isolator | 100A | 38.64 |

**Isolator Controlled (Empty) Surge Consumer Unit**

| Code | Description | Isolator Rating | Each |
|-----------|-------------------------------|-----------------|-------|
| M3CU8SPD | 8 Module Unit + Isol + Surge | 100A | 41.92 |
| M3CU10SPD | 10 Module Unit + Isol + Surge | 100A | 45.49 |
| M3CU14SPD | 14 Module Unit + Isol + Surge | 100A | 51.82 |
| M3CU18SPD | 18 Module Unit + Isol + Surge | 100A | 56.90 |
| M3CU21SPD | 21 Module Unit + Isol + Surge | 100A | 61.93 |

**Garage Unit**

| Code | Description | Incomer Rating | Each |
|---------------|---------------------|----------------|-------|
| M3CU4GAR/32-A | 4 Mod 1x6+1x32A MCB | 63A-32mA | 24.43 |

**Modular Shower Unit**

| Code | Description | Incomer Rating | Each |
|-------------|-------------|----------------|-------|
| M3CU3SHO/IP | 1 x 50A MCB | 63A-32mA | 22.04 |

**Fused Main Switch**

| Code | Description | Each |
|--------|-------------------|-------|
| NFS100 | Fused Main Switch | 26.62 |

**Modular Enclosures - Metal Clad With Drop Lid**

| Code | Description | Each |
|---------|------------------------------|-------|
| EM3220 | 2 Mod Encl. 145 x 80 x 62mm | 11.04 |
| EM3220L | 2 Mod Encl. 225 x 80 x 62mm | 12.37 |
| EM3420 | 4 Mod Encl. 175 x 110 x 62mm | 13.52 |
| EM3420L | 4 Mod Encl. 225 x 110 x 62mm | 14.80 |



Domestic Minature MCBs Single Pole 'B'

| Code | Description | Each |
|-----------|-----------------|------|
| MCB6B1-6 | 6A B Curve MCB | 1.69 |
| MCB6B1-10 | 10A B Curve MCB | 1.69 |
| MCB6B1-16 | 16A B Curve MCB | 1.69 |
| MCB6B1-20 | 20A B Curve MCB | 1.69 |
| MCB6B1-25 | 25A B Curve MCB | 1.69 |
| MCB6B1-32 | 32A B Curve MCB | 1.69 |
| MCB6B1-40 | 40A B Curve MCB | 1.69 |
| MCB6B1-50 | 50A B Curve MCB | 1.69 |
| MCB6B1-63 | 63A B Curve MCB | 1.69 |



Domestic Minature MCBs Single Pole 'C'

| Code | Description | Each |
|-----------|-----------------|------|
| MCB6C1-6 | 6A C Curve MCB | 1.69 |
| MCB6C1-10 | 10A C Curve MCB | 1.69 |
| MCB6C1-16 | 16A C Curve MCB | 1.69 |
| MCB6C1-20 | 20A C Curve MCB | 1.69 |
| MCB6C1-32 | 32A C Curve MCB | 1.69 |
| MCB6C1-40 | 40A C Curve MCB | 1.69 |
| MCB6C1-50 | 50A C Curve MCB | 1.69 |
| MCB6C1-63 | 63A C Curve MCB | 1.69 |



Domestic A Type RCBO Switched Line + Neutral

| Code | Description | Each |
|-----------------|-------------------|-------|
| RCBO1-6/30SSAX | 6A 30mA 'B' 230V | 10.48 |
| RCBO1-10/30SSAX | 10A 30mA 'B' 230V | 10.48 |
| RCBO1-16/30SSAX | 16A 30mA 'B' 230V | 10.48 |
| RCBO1-20/30SSAX | 20A 30mA 'B' 230V | 10.48 |
| RCBO1-32/30SSAX | 32A 30mA 'B' 230V | 10.48 |
| RCBO1-40/30SSAX | 40A 30mA 'B' 230V | 10.48 |



Domestic Mains Isolators 10kA

| Code | Description | Each |
|--------|------------------------|------|
| MS2100 | 2P 100A Mains Isolator | 5.12 |
| MS3100 | 3P 100A Mains Isolator | 7.13 |
| MS4100 | 4P 100A Mains Isolator | 9.33 |
| MS2125 | 2P 125A Mains Isolator | 6.87 |



Domestic Surge Protection Device (SPD) 15kA

| Code | Description | Each |
|----------|------------------------------------|-------|
| SA23-215 | 1P+N 230V AC I _{max} 15kA | 20.42 |



Domestic Surge Protection Kit

| Code | Description | Earth Type | Each |
|----------|-------------------------------|-------------|-------|
| NSA2-240 | 1P+N 230V AC I _{max} | TN-S/TN-C-S | 22.22 |



Commercial 3PH TPN Distribution Board Type 'B' Including Switch

| Code | Description | No. Ways | Each |
|---------|---------------------------|----------|--------|
| TPNB04S | Type 'B' 406 x 95 x 458mm | 4 | 104.10 |
| TPNB06S | Type 'B' 406 x 95 x 512mm | 6 | 117.67 |
| TPNB08S | Type 'B' 406 x 95 x 566mm | 8 | 133.07 |
| TPNB12S | Type 'B' 406 x 95 x 674mm | 12 | 171.99 |
| TPNB16S | Type 'B' 406 x 95 x 782mm | 16 | 237.62 |
| TPNB24S | Type 'B' 406 x 95 x 998mm | 24 | 339.03 |



Commercial 3PH TPN Distribution Board Type 'B' Excluding Switch

| Code | Description | No. Ways | Each |
|--------|---------------------------|----------|--------|
| TPNB04 | Type 'B' 406 x 95 x 458mm | 4 | 100.99 |
| TPNB06 | Type 'B' 406 x 95 x 512mm | 6 | 115.92 |
| TPNB08 | Type 'B' 406 x 95 x 566mm | 8 | 132.86 |
| TPNB12 | Type 'B' 406 x 95 x 674mm | 12 | 175.67 |
| TPNB16 | Type 'B' 406 x 95 x 782mm | 16 | 247.86 |



Commercial Miniature MCBs Single Pole 'C' 10kA

| Code | Description | Each |
|-----------|-----------------|------|
| MCB10C-06 | 6A C Curve MCB | 2.96 |
| MCB10C-10 | 10A C Curve MCB | 2.96 |
| MCB10C-16 | 16A C Curve MCB | 2.96 |
| MCB10C-20 | 20A C Curve MCB | 2.96 |
| MCB10C-25 | 25A C Curve MCB | 2.96 |
| MCB10C-32 | 32A C Curve MCB | 2.96 |
| MCB10C-40 | 40A C Curve MCB | 2.96 |
| MCB10C-50 | 50A C Curve MCB | 2.96 |
| MCB10C-63 | 63A C Curve MCB | 2.96 |



Commercial Miniature MCBs Tripple Pole 'C3' 10kA

| Code | Description | Each |
|------------|------------------|------|
| MCB10C3-06 | 6A C3 Curve MCB | 6.84 |
| MCB10C3-10 | 10A C3 Curve MCB | 6.84 |
| MCB10C3-16 | 16A C3 Curve MCB | 6.84 |
| MCB10C3-20 | 20A C3 Curve MCB | 6.84 |
| MCB10C3-25 | 25A C3 Curve MCB | 6.84 |
| MCB10C3-32 | 32A C3 Curve MCB | 6.84 |
| MCB10C3-40 | 40A C3 Curve MCB | 6.84 |
| MCB10C3-50 | 50A C3 Curve MCB | 6.84 |
| MCB10C3-63 | 63A C3 Curve MCB | 6.84 |



Commercial Single Pole RCBO

| Code | Description | Each |
|--------------|------------------|-------|
| RCBO1006C/30 | 6A 30mA C Curve | 18.08 |
| RCBO1010C/30 | 10A 30mA C Curve | 18.08 |
| RCBO1016C/30 | 16A 30mA C Curve | 18.08 |
| RCBO1020C/30 | 20A 30mA C Curve | 18.08 |
| RCBO1025C/30 | 25A 30mA C Curve | 18.08 |
| RCBO1032C/30 | 32A 30mA C Curve | 18.08 |
| RCBO1040C/30 | 40A 30mA C Curve | 18.08 |
| RCBO1050C/30 | 50A 30mA C Curve | 18.08 |
| RCBO1063C/30 | 63A 30mA C Curve | 18.08 |



Commercial 3 Phase TPN Incomer Kits

| Code | Description | Each |
|---------|--------------------|-------|
| ICK1003 | 100A 3 pole switch | 11.58 |
| ICK1004 | 100A 4 pole switch | 13.90 |
| ICK1253 | 125A 3 pole switch | 11.58 |
| ICK1254 | 125A 4 pole switch | 13.90 |



Commercial TPN Board Accessories

| Code | Description | Each |
|-----------|------------------------------------|------|
| TPN-1PKIT | 3 Pole to SP Conversion Kit | 9.93 |
| TPN-LK | Spare Labels for SP Kit | 5.13 |
| TPN-SB | Single Module Blank (DIN Mounting) | 2.13 |
| TPN-HB | Half Module Blank (DIN Mounting) | |



Consumer Unit 100A Main Switch Incommer + Surge Protection

| Code | Description | Each |
|---------|-----------------------|-------|
| F2006MX | 6 Usable Ways SPD T2 | 59.00 |
| F2010MX | 10 Usable Ways SPD T2 | 62.00 |
| F2014MX | 14 Usable Ways SPD T2 | 72.00 |
| F2020MX | 20 Usable Ways SPD T2 | 79.00 |



Consumer Unit 100A Main Switch Incommer + Surge Protection

| Code | Description | Each |
|---------|-------------------------------|--------|
| F2021MX | 21 (10/11) Usable Ways SPD T2 | 130.00 |
| F2029MX | 29 (14/15) Usable Ways SPD T2 | 155.00 |



RCBO 6kA (Type A) to: BS EN 61009-1

| Code | Description | Each |
|------------|-------------|-------|
| RTA060630B | 6A RCBO | 11.95 |
| RTA061030B | 10A RCBO | 11.95 |
| RTA061630B | 16A RCBO | 11.95 |
| RTA062030B | 20A RCBO | 11.95 |
| RTA063230B | 32A RCBO | 11.95 |
| RTA064030B | 40A RCBO | 11.95 |
| RTA065030B | 50A RCBO | 11.95 |



MCB 6kA 1P B Curve

| Code | Description | Each |
|----------|-------------|------|
| MT06B061 | 6A MCB | 1.94 |
| MT06B161 | 16A MCB | 1.94 |
| MT06B201 | 20A MCB | 1.94 |
| MT06B321 | 32A MCB | 1.94 |
| MT06B401 | 40A MCB | 1.94 |
| MT06B501 | 50A MCB | 1.94 |



Arc Fault Detection Device

| Code | Description | Each |
|-------------|--------------------------------|-------|
| AFDD063230B | AFDD RCBO 32A 30mA 1P+N Type A | 88.36 |

Can replace any FuseBox RCBO where additional ARC protection may be required.



Fusebox Isolator

| Code | Description | Each |
|--------|------------------------|-------|
| SF0100 | 100A Fused Switch 1P+N | 39.00 |



Main Switch Isolator, Surge Protected with Metal Enclosure

| Code | Description | Each |
|---------|-------------------------------------|-------|
| F1M2SPD | In Line T2 SPD + 100A Switch + Encl | 63.00 |

Surge Protection C/U Kit

| Code | Description | Each |
|------------|----------------------------------|------|
| SPDCUKITT1 | T1 SPD Device + 63A MCB & Cables | POA |




EV Charger Supply Unit

| Code | Description | Each |
|--------|----------------------------|-------|
| EV32AX | EV Charger Supply Unit 32A | 66.00 |



Module Blanks

| Code | Description | Each |
|------|-----------------------------|------|
| ADRB | Module Blank DIN Rail Mount | 1.55 |
| AMBM | Module Blanks Metal (6PCS) | 2.48 |
| ACCF | Fusebox Tail Clamp | 1.80 |



Flush Mounting Frame

| Code | Description | Each |
|--------|-------------------------------|-------|
| AFMF14 | Flush Fit Frame for 14 Module | 15.35 |
| AFMF18 | Flush Fit Frame for 18 Module | 18.14 |
| AFMF24 | Flush Fit Frame for 24 Module | 21.69 |


Heat Alarm mains powered

| CODE | DESCRIPTION | EACH |
|--------|--|--------------|
| Ei144e | Mains powered with 9V Alkaline battery back-up | 27.54 |

Optical Smoke Alarm mains powered

| CODE | DESCRIPTION | EACH |
|---------|--|--------------|
| Ei146RC | Mains powered with 9V Alkaline battery back-up | 19.37 |

As these alarms contains a 9V Alkaline battery back-up, this battery will need changing over the course of its 10-year life.


Optical Smoke Alarm

| CODE | DESCRIPTION | EACH |
|--------|---|--------------|
| Ei650i | Optical Smoke Alarm. 10Y alkaline battery | 16.83 |

RadioLINK+ Battery Optical Alarm

| CODE | DESCRIPTION | EACH |
|-----------|--|--------------|
| Ei650iRF* | Optical Smoke Alarm RF* 10Y alkaline battery | 53.12 |

*RadioLINK+ technology to interconnect and for data extraction.


Battery Multi-Sensor Fire Alarm

| CODE | DESCRIPTION | EACH |
|--------|---|--------------|
| Ei660i | Optical + Heat Alarm. 10Y lithium battery | 32.94 |

RadioLINK+ Battery Multi-Sensor Fire Alarm

| CODE | DESCRIPTION | EACH |
|-----------|---|--------------|
| Ei660iRF* | Optical + Heat Alarm. 10Y lithium battery | 71.53 |

*RadioLINK+ technology to interconnect and for data extraction.


Environmental Sensor

| CODE | DESCRIPTION | EACH |
|--------|---|--------------|
| Ei1020 | Monitor condensation, damp and mould. 10y lithium battery | 55.12 |
| Ei1025 | Condensation, damp, mould and indoor air quality. 10y lithium battery | 85.75 |

Connection to Ei1000G SmartLINK Gateway required to extract data.


Heat Alarm

| CODE | DESCRIPTION | EACH |
|--------|-------------|--------------|
| Ei3014 | Heat Alarm | 40.64 |

Mains powered with 10 year rechargeable lithium cell back-up. Built in AudioLINK data extraction technology.


Multi-Sensor Heat & CO Alarm

| CODE | DESCRIPTION | EACH |
|--------|---|--------------|
| Ei3028 | Multi-Sensor Heat & CO ² Alarm | 62.80 |

Contains both a Heat and Electrochemical CO sensor – Heat and CO coverage in one alarm. Mains powered with 10 year rechargeable lithium cell back-up.


Multi-Sensor Fire Alarm

| CODE | DESCRIPTION | EACH |
|--------|-----------------------------------|--------------|
| Ei3024 | Multi-Sensor Smoke and Heat Alarm | 50.91 |

Contains both an Optical and Heat sensor for a total fire response. Mains powered with 10 year rechargeable lithium cell back-up.


Optical Smoke Alarm

| CODE | DESCRIPTION | EACH |
|--------|---|--------------|
| Ei3016 | Mains Optical Smoke Alarm with lithium battery back up. | 39.03 |

Built in AudioLINK data extraction technology.


RadioLINK+ Battery CO² Alarm

| CODE | DESCRIPTION | EACH |
|----------|-----------------------------|--------------|
| Ei208WRF | RadioLINK+ Battery CO Alarm | 54.05 |

Built in AudioLINK and RadioLINK+ data extraction technology.


Battery CO² Alarm

| CODE | DESCRIPTION | EACH |
|-------|------------------|--------------|
| Ei208 | Battery CO Alarm | 16.74 |

Built in AudioLINK data extraction technology.


Carbon Monoxide Alarm

| CODE | DESCRIPTION | EACH |
|--------|--|--------------|
| Ei3018 | Mains Carbon Monoxide Alarm with lithium battery back up | 47.98 |

Built in AudioLINK data extraction technology.


SmartLINK Module

| CODE | DESCRIPTION | EACH |
|-----------|--|--------------|
| Ei3000MRF | Part of the next generation of Radio Frequency Wireless Interconnection. | 41.93 |

Module allows for wireless interconnection and data extraction. Simply plug in to any 3000 Series alarm.


SmartLINK Gateway

| CODE | DESCRIPTION | EACH |
|---------|-------------------|---------------|
| Ei1000G | SmartLINK Gateway | 121.27 |

Enables remote management of RF Alarms. Receives RF specific data from RF devices. Transmits data over GSM network. Not GSM provider dependent.


RadioLINK Alarm Controller

| CODE | DESCRIPTION | EACH |
|-------|----------------------------|--------------|
| Ei450 | RadioLINK Alarm Controller | 45.66 |

Battery powered by a sealed in Lithium cell. Completely wire free installation. LEDs for a visual display of Fire or Carbon Monoxide alarm activation.



WiFi Camera Door Bell Push

| CODE | DESCRIPTION | EACH |
|-----------------|-----------------|-------|
| L2H-BellBattery | Wireless Camera | 91.66 |

Dual power 12/24VAC/DC power
Rechargeable Battery
See and speak with visitors
2 Mega Max 1920 x 1080



WiFi Camera Door Bell Push

| CODE | DESCRIPTION | EACH |
|---------------|------------------|-------|
| L2H-BellWired | Hard Wire Camera | 74.99 |

With power adaptor
See and speak with visitors
2 Mega Max 1920 x 1080



Wireless Chime

| CODE | DESCRIPTION | EACH |
|---------------|--------------------------|-------|
| L2H-BellChime | For use with both pushes | 16.66 |


Wireless up to 20M
5V 1A USB power
120dB Selectable volume
4 Selectable melodies



WiFi Camera Pan/Tilt

| CODE | DESCRIPTION | EACH |
|---------------|-----------------------|-------|
| L2H-CameraP/T | Compact Indoor Camera | 70.83 |

Night vision IR distance = 10M
Sound/motion detection
See and speak to visitors
2 Way audio



WiFi Flexi Camera

| CODE | DESCRIPTION | EACH |
|----------------|---------------------------------|-------|
| L2H-CameraFLEX | Baby/pet Monitor + Flexible arm | 62.49 |

Night vision IR distance = 10M
Sound/motion detection
See and speak to visitors
2 Way audio



Outdoor WiFi Camera

| CODE | DESCRIPTION | EACH |
|----------------|------------------------------|-------|
| L2H-ODRCCamera | Weatherproof IP54 Pan 0-355° | 62.49 |

Night vision IR distance = 15M
Sound/motion detection
See and speak to visitors
2 Way audio



Outdoor WiFi Camera

| CODE | DESCRIPTION | EACH |
|-------------------|------------------------------|-------|
| L2H-ODRCCameraP/T | IP54 Pan & Tilt with SD Card | 99.99 |

Night vision IR distance = 15M
Sound/motion detection
See and speak to visitors
2 Way audio



Floodlight + WiFi Camera

| CODE | DESCRIPTION | EACH |
|-------------------|--|--------|
| L2H-FloodlightCam | with PIR and Alarm 2 x 12.5W LED panels | 108.99 |

Night vision IR distance = 10M
Sound/motion detection
See and speak to visitors
2 Way audio + Pan 0-120°



Indoor 13A WiFi Plug

| CODE | DESCRIPTION | EACH |
|---------------|-------------------------------------|-------|
| L2H-SMARTPLUG | 13A Adaptor operated by Smart Phone | 12.49 |

Set up multiple time programs and countdown functions.
Use in-app automation settings.
Wi-Fi: 802.11 b/g/n



WiFi Lamp Remote Controller

| CODE | DESCRIPTION | EACH |
|-----------|------------------------------|-------|
| L2H-RMT01 | Wi-Fi Remote for smart lamps | 14.16 |

Turn lights on or off
Dim from 20-100%
Link up to 15 Link2Home WiFi Lamps



WiFi Lamp White + RGB

| CODE | DESCRIPTION | EACH |
|-----------|--|-------|
| L2H-B229W | 9W B22 (BC) GLS 800lm WiFi Controlled | 11.66 |

Dimmable LED 2700 > 6500K
Colour change RGB
Use remote or app
Beam angle 200°



WiFi Lamp White + RGB

| CODE | DESCRIPTION | EACH |
|-----------|--|-------|
| L2H-E279W | 9W E27 (ES) GLS 800lm WiFi Controlled | 11.66 |

Dimmable LED 2700 > 6500K
Colour change RGB
Use remote or app
Beam angle 200°



WiFi Lamp White + RGB

| CODE | DESCRIPTION | EACH |
|-----------|--|-------|
| L2H-E142W | 5W E14 (SES) Candle 400lm WiFi Controlled | 11.66 |

Dimmable LED 2700 > 6500K
Colour change RGB
Use remote or app
Beam angle 200°



WiFi Lamp Filament

| CODE | DESCRIPTION | EACH |
|-----------|--|-------|
| L2H-FE76W | 5.5W E27 (ES) GLS 470lm WiFi Controlled | 12.49 |

Dimmable LED 1800 > 2700K
Use remote or app
Beam angle 320°



WiFi Lamp Filament

| CODE | DESCRIPTION | EACH |
|------------|--|-------|
| L2H-FE145W | 4.5W E14 (SES) Candle 400lm WiFi Controlled | 12.49 |

Dimmable LED 1800 > 2700K
Use remote or app
Beam angle 320°



WiFi Lamp Filament

| CODE | DESCRIPTION | EACH |
|-------------|--|-------|
| L2H-FE27L6W | 5.5W E27 (ES) Balloon 470lm WiFi Controlled | 16.66 |


Dimmable LED 1800 > 2700K
Use remote or app
Beam angle 320°



WiFi Lamp White + RGB

| CODE | DESCRIPTION | EACH |
|------------|----------------------------------|-------|
| L2H-GU105W | 5W GU10 345lm WiFi Controlled | 10.83 |

Dimmable LED 2700 > 6500K
Colour change RGB
Use remote or app
Beam angle 100°



WiFi + Bluetooth LED Strip

| CODE | DESCRIPTION | EACH |
|-----------------|----------------------------------|-------|
| L2H-STRIPGBCCCT | 5M Flexible Strip Light 400lm | 33.33 |

- Music Sync & Voice Control
- CCT + RGB 1800 > 2700K
- Dimmable & Colour change RGB
- Works with Google & alexa
- Width 12mm - Beam angle 120°



Wireless Phone Charger

| CODE | DESCRIPTION | EACH |
|------------|--|-------|
| P9WIRELESS | 10W Quick Charger with Portable Light | 16.66 |

Apple/Android Universal 7.5W/10W
Portable Dimmable Light with Hook & Magnet 10W
USB type-C cable (1m)



TV Wall Mount

| CODE | DESCRIPTION | EACH |
|---------------|-----------------------------------|-------|
| L2H-MP0096-01 | Space Saving Wall Mounting Kit | 24.99 |

Fits all TV sizes up to 68KGs compatible
with all VESA standard
Low profile - 1.5" from wall
Auto locking mechanism



Smart Porchlight with Camera and Auto Tracking

| CODE | DESCRIPTION | EACH |
|--------------|----------------------|--------|
| L2H-PRHCAMBK | Outdoor Porch Camera | 169.99 |

130°Viewing Angle - Lamp power(W): 12W 1000lm - 1/3" CMOS, 3 Mega Max picture size: 2300 x 1296P IR distance: 10m



Outdoor Smart Spotlights with Voice Control (3Pack)

| CODE | DESCRIPTION | EACH |
|------------------|--------------------------|--------|
| L2H-ODRLIGHT3IN1 | Outdoor Smart Spotlights | 129.99 |

Round shape Zigbee 3 in 1 Smart Garden Light. Power: 7W each 21W total. Colour Temperature: 2700 – 6500K + RGB + Music Sync Beam Angle: 70°. IP65 Weather proof with PC head. Dimmable.



Outdoor Smart Spotlight with Voice Control (single)

| CODE | DESCRIPTION | EACH |
|--------------|--------------------------------|-------|
| L2H-ODRLIGHT | Round shape Smart Garden Light | 47.99 |

Power: 7W. Colour Temperature: 2700 – 6500K + RGB + Music Sync. Luminous Flux: 520lm each 1560lm total. Beam Angle: 70°. IP65 Weather proof with PC head. Dimmable



Smart Thermostatic Radiator Valve

| CODE | DESCRIPTION | EACH |
|------------|------------------------------------|-------|
| L2H-TRVZGE | ZIGBEE Thermostatic Radiator Valve | 69.99 |

Up to 100m Range. 0.5°setting accuracy. 5 – 35 °Setting Range. Battery operated (2 x AA not included). LCD Display Anti Freeze Protection. 7-day programming. P4/P6 Day Programming Zigbee Standard: 2.412GHz-2.484GHz.



Smart Thermostat with Boiler Control

| CODE | DESCRIPTION | EACH |
|--------------|--------------------|--------|
| L2H-WFTHERMO | WIFI-RF Thermostat | 189.99 |

100m Range. 0.5°setting accuracy 5 – 35 °Setting Range. Large 3.8inch LCD Screen. Desktop or wall mounted Anti Freeze Protection. 7-day programming. P4/P6 Day Programming.



Smart Gateway Hub for Zigbee Devices

| CODE | DESCRIPTION | EACH |
|--------------|-------------|-------|
| L2H-ZGBEGWAY | Gateway Hub | 29.99 |

Required when using Link2Home Zigbee Devices. Connected upto 60 compatible devices to one hub. Does not require ethernet connection. Input: 5V 1A. Includes 1M USB Cable. Working Temp Range: -10°C-55°C. Protocol: WiFi/Zigbee Wireless Standard: IEEE802.15.4/IEEE 802.11 b/g/n



PAT Tester

| CODE | DESCRIPTION | EACH |
|--------|-------------|--------|
| EZYPAT | PAT Tester | 425.75 |

The entry level PAT tester from Kewtech with auto test sequencing and simple set-up for ease of use and efficient testing. Ideal for low risk environments.

- IT Safe – 250V & 500V insulation tests
- Auto test sequences
- Works manually with the KEWPPAT App



5-in-1 Multifunction Tester

| CODE | DESCRIPTION | EACH |
|--------|----------------------|--------|
| KT63DL | Multifunction Tester | 590.20 |

The small Multifunction Tester packed with big features and a leading seller within the industry! As with all Kewtech MFT's, the KT63 is easy to use, has robust loop testing circuits, continually guards against live circuits when dead testing and has an auto RCD test as standard.

- Accurate loop circuits • IP54 • Auto RCD test



Open Jaw Clamp Meter

| CODE | DESCRIPTION | EACH |
|------|-------------|--------|
| JAWS | Clamp Meter | 128.05 |

- 200A AC TRMS open Jaw current measurement
- 200A DC open Jaw current measurement
- Probe retention on the reverse enables two pole tester functionality with LCD display
- 750V AC TRMS • 1000V DC
- Automatic AC or DC selection
- Resistance measurement with buzzer



Voltage Detector

| CODE | DESCRIPTION | EACH |
|--------|-------------------------|-------|
| KT1780 | 2 Pole Voltage Detector | 43.80 |

A highly featured and tactile tester with oversized LEDs for clarity even in dark areas and of continuity versus voltage. A two tone buzzer adds to the positive feedback.

- Range: 12 – 690V AC /DC
- Green LEDs show phase rotation
- GS38 tips; permanent 4mm slim
- Phase rotation & bright pen torch



Non-Contact Voltage Tester

| CODE | DESCRIPTION | EACH |
|-------------|-------------------------|-------|
| KEWSTICKDUO | Dual Sensitivity Tester | 18.60 |

Dual sensitivity Voltage Detector. For reduced sensitivity simply press and hold the attenuation button. It features two colour LED feedback: a heartbeat (a green LED), and voltage detection (a red LED and buzzer).



Socket Tester

| CODE | DESCRIPTION | EACH |
|-------------|-----------------------|-------|
| KEWCHECK103 | Audible Socket Tester | 12.60 |

High definition LEDs with clear audible tone. Indicates 14 wiring conditions. Correct polarity at the socket. Are there any wrong or miss connections?



Certification Pads & Books

| CODE | DESCRIPTION | EACH |
|---------|--|-------|
| TC1 | Electrical Installation Certificate for up to100A supply | 12.60 |
| TC2 | Minor Works Certificate | 12.60 |
| TC3 | Electrical Installation Condition Report for up to 100A supply | 12.60 |
| TC4 | Electrical Installation Condition Report for over 100A supply | 12.60 |
| TC5 | Test Results for up to 12 ways | 12.60 |
| TC6 | Test Results for 36 ways and greater | 12.60 |
| TC7 | Observations and Remarks Record Sheet | 12.60 |
| TC8 | Electrical Installation for over 100A supply | 12.60 |
| EMLOG | Emergency Lighting Log Book | 12.60 |
| EMCERT | Emergency Lighting Certificate | 12.60 |
| FIRLOG | Fire Alarm Log Book | 12.60 |
| FIRCERT | Fire Certificate | 12.60 |



Simply Silent DX100 2 Speed Fan with Wall Kit

| Code | Description | Each |
|----------|--------------------------------------|-------|
| DX100R | 93005AW 100mm Standard Fan Round | 29.00 |
| DX100TR | 93006AW 100mm + Timer Round | 29.00 |
| DX100HTR | 93008AW 100mm + H-Stat & Timer Round | 43.00 |
| DX100S | 930025AW 100mm Standard Fan Square | 29.00 |
| DX100TS | 930026AW 100mm + Timer Square | 29.00 |
| DX100HTS | 930028AW 100mm +H-Stat +Timer Square | 43.00 |

IPX5 (Zone 1 & 2)



150mm Fan

| Code | Description | Each |
|---------|--------------------------|-------|
| DX150TS | 6" Silent Fan with Timer | 52.00 |
| VX150T | 6" Axial Fan with Timer | 23.92 |
| VX150 | 6" Standard Axial Fan | 21.64 |

IPX4 (Zone 1 & 2)



100mm SELV Bathroom Fan

| Code | Description | Each |
|---------|---------------------------|-------|
| LV100TS | 92618AW SELV Bathroom Fan | 56.00 |

IPX5 (Zone 1 & 2)

Transformer to be located out of zones



Duct Fan with Timer (Zone 0)

| Code | Description | Each |
|-----------|---|-------|
| XIMX100T+ | 93081AW 100mm Inline Mixed Flow Duct Fan With Timer | 85.00 |

IPX4 Vent can be in zone 0



Simply Silent Contour Range Square and Round Baffles

| Code | Description | Each |
|--------|----------------------|-------|
| C4SR | 92960AW Standard Fan | 35.00 |
| C4TSR | 92962AW + Timer | 36.00 |
| C4HTSR | 92966AW + Humidistat | 53.00 |
| C4PSR | 92964AW Pullcord Fan | 40.00 |

IPX4 (Zone 1 & 2)

Supplied with both circular and square baffles for preferred style finish



Centrifugal Fans

| Code | Description | Each |
|-------------------|-------------------------------|------|
| 91303AW DX200 | Mains Centrifugal Fan | POA |
| 91014AW DX200T | Mains Centrifugal Fan + Timer | POA |
| 91040AW LVDX200T | SELV Centrifugal Fan | POA |
| 93266AW DX400DC | Large Room Centrifugal Fan | POA |
| 93267AW DX400TDC | Large Room C/F Fan +Timer | POA |
| 93268AW DX400PCDC | Large Room C/F Fan/Pull Cord | POA |

IPX5



100mm Contract Bathroom Fan

| Code | Description | Each |
|--------|-----------------|-------|
| VX100 | 4" Standard Fan | 12.95 |
| VX100P | 4" Pullcord Fan | 19.25 |
| VX100T | 4" Timer Fan | 15.22 |

IPX4 (Zone 1 & 2)



Easy Fit Wall Kit*


| Code | Description | Each |
|---------|-----------------------------------|-------|
| 92991AW | 100mm White Wall Kit Round Grill | 12.87 |
| 92992AW | 100mm White Wall Kit Square Grill | 12.87 |
| 92993AB | 150mm Brown Wall Kit Round Grill | 20.54 |
| 92994AB | 150mm Brown Wall Kit Square Grill | 20.54 |

*Can be fitted without external access.



FLAT DUCT *Low profile ducting system*

| CODE | DESCRIPTION | EACH |
|-------|--------------------------------|------|
| 40100 | 110 x 54mm FLAT CHANNEL 1Mtr | POA |
| 40150 | 110 x 54mm FLAT CHANNEL 1.5Mtr | POA |
| 55100 | 204 x 60mm FLAT CHANNEL 1Mtr | POA |
| 55150 | 204 x 60mm FLAT CHANNEL 1.5Mtr | POA |
| 55020 | 204 x 60mm FLAT CHANNEL 2Mtr | POA |



FLAT DUCT ACCESSORIES 110x54mm

| CODE | DESCRIPTION | EACH |
|-------|-------------------------|------|
| 40200 | DUCT CONNECTOR | POA |
| 40300 | VERTICAL ADAPTOR x100mm | POA |
| 40500 | 90° HORIZONTAL BEND | POA |
| 40600 | 90° VERTICAL BEND | POA |
| 41220 | FIXING BRACKET | POA |
| 41030 | COWELED GRILL | POA |
| 40080 | Flat Tee | POA |
| 40701 | Flat to 100mm Round | POA |

FLAT DUCT ACCESSORIES 204x60mm

| | | |
|-------|-------------------------|-----|
| 55200 | DUCT CONNECTOR | POA |
| 55400 | VERTICAL ADAPTOR x100mm | POA |
| 55500 | 90° HORIZONTAL BEND | POA |
| 55600 | 90° VERTICAL BEND | POA |
| 51220 | FIXING BRACKET | POA |
| 55582 | Flat Tee | POA |
| 55710 | Flat to 100mm Round | POA |



GRILLS FIXED LOUVRE

| CODE | DESCRIPTION | EACH |
|---------|-------------------|------|
| PEF4003 | GRILL 100mm WHITE | 2.49 |
| PEF6003 | GRILL 150mm WHITE | 4.93 |

GRILLS COWELED Non return Flap

| | | |
|-------|-------------------|------|
| 1240L | GRILL 100mm WHITE | 6.17 |
|-------|-------------------|------|

GRILLS GRAVITY

| | | |
|---------|-------------------|------|
| PEF4005 | GRILL 100mm WHITE | 3.99 |
| PEF6005 | GRILL 150mm WHITE | 4.93 |



BATHROOM FAN

| CODE | DESCRIPTION | EACH |
|---------|---------------------------------|-------|
| PEF4010 | 4" Standard Wall Fan | 11.13 |
| PEF4020 | 4" Standard Wall Fan with Timer | 16.65 |
| PEF4030 | 4" Pull Cord Fan | 15.30 |
| PEF4040 | 4" Humidity Sensor + Timer | 31.97 |

IP24 (Zone 1 & 2)



ROUND DUCT RIGID


| CODE | DESCRIPTION | EACH |
|-------|-----------------------------|-------|
| 41900 | RIGID ROUND DUCT 1M x 100mm | 10.71 |
| 51900 | RIGID ROUND DUCT 1M x 150mm | 13.40 |



IN-LINE DUCT FAN

| CODE | DESCRIPTION | EACH |
|---------|------------------------|-------|
| PEF4311 | 4" Duct Fan | 25.47 |
| PEF4321 | 4" Duct Fan with Timer | 28.33 |

IP44 (Zone 1 & 2) Vent can be in zone 0



T-PIECE AND CONNECTORS 100mm^Ø

| CODE | DESCRIPTION | EACH |
|-------|---------------------------|------|
| 44920 | T-PIECE 100mm | 8.10 |
| 44900 | 90° BEND 100mm | 8.06 |
| 414C | COUPLER 100mm | 2.67 |
| 1100 | JUBILEE CLIP 55mm - 170mm | 1.21 |



In-Line Duct Fan with Timer

| CODE | DESCRIPTION | EACH |
|--------|---|-------|
| MF100T | In-Line Fan 100mm ^Ø with Timer | 49.50 |

IP44 (Zone 1 & 2) Vent can be in zone 0



FLEXIBLE PVC DUCTING

| CODE | DESCRIPTION | EACH |
|---------|--------------|-------|
| PEF4D30 | 100mm X 3Mtr | 4.50 |
| PEF4D60 | 100mm X 6Mtr | 10.07 |



CIRCULAR REDUCER/VENT

| CODE | DESCRIPTION | EACH |
|-------|-----------------------------|------|
| 64619 | 150 - 100mm Reducer | 5.09 |
| 65118 | 150 - 125mm Reducer | 2.68 |
| 54119 | 125 - 100mm Reducer | 2.41 |
| 1250M | 100mm Ceiling Vent Diffuser | 9.10 |



Deluxe Quick Internal Fit Wall Kit

| CODE | DESCRIPTION | EACH |
|-----------|-----------------------------|------|
| DHRIWKWBS | White c/w Backdraft Shutter | POA |
| DHRIWKBBS | Black c/w Backdraft Shutter | POA |



Centrifugal Fans

| CODE | DESCRIPTION | EACH |
|--------|---------------------------------|------|
| CF100T | 90m ³ /hr 25L P/Sec | POA |
| CF200T | 110m ³ /hr 31L P/Sec | POA |

The Bathroom Zones for Extractor Fans

The second digit - protection from liquids:

X0: no protection from liquids. X1: protection against vertically falling drops of water (e.g. condensation) X2: protection against direct sprays of water up to 15 degrees from vertical X3: protection against direct sprays of water up to 60 degrees from vertical X4: protection against water sprayed from all directions - limited ingress permitted X5: protected against low pressure jets of water from all directions - limited ingress permitted X6: protected against high pressure jets of water (use on ship deck) - limited ingress permitted X7: protected against the effects of immersion between 15cm and 1m.

Bathroom Zone 0

The inside of the bath, or the inside of the shower that can physically hold or contain water. Electrical items installed into these areas must be low voltage, SELV (Safety Extra Low Voltage - no higher than 12V), and rated **no lower than IPX7**.

Bathroom Zone 1:

The area directly above zone 0, limited to a height of 2.25m above the bath or shower. Electrical items installed in this area **must have an IP rating of IPX4** or higher. Items installed into zone 1 can be mains voltage, but if so must be fitted to a 30ma RCD. Low voltage items can also be installed in this area, but **the transformer must be located outside of zone 2**.

Bathroom Zone 2:

This is the zone beyond zones 0 and 1, continuing 0.6m horizontally and up to 2.25m vertically. As with zone 1, mains voltage items must be fitted to an RCD, and low voltage items' transformers must be installed outside of zone 2. **IPX4 or higher protection is required**. Wash Basins are classified as being in zone 2.

Bathroom Zone 3:

Any lighting or extractor fan can be installed in **this area, as it does not have an IP rating**. Apart from shavers and toothbrushes though, no portable electrical equipment is allowed in this area.

We remind you that all electrical works must be carried out by a fully qualified and registered professional electrician.





Kosnic Arno LED Batten 4000K/6000K

| CODE | DESCRIPTION | EACH |
|--------------|-----------------|-------|
| ARN2FS12-W65 | 1X2FT 6500K LED | 11.84 |
| ARN2FT18-W65 | 2X2FT 6500K LED | 13.48 |
| ARN4FS18-W40 | 1X4FT 4000K LED | 14.49 |
| ARN4FS18-W65 | 1X4FT 6500K LED | 14.49 |
| ARN4FT32-W40 | 2X4FT 4000K LED | 16.22 |
| ARN4FT32-W65 | 2X4FT 6500K LED | 16.22 |
| ARN5FS36-W40 | 1X5FT 4000K LED | 19.31 |
| ARN5FS36-W65 | 1X5FT 6500K LED | 19.31 |
| ARN5FT48-W40 | 2X5FT 4000K LED | 23.87 |
| ARN5FT48-W65 | 2X5FT 6500K LED | 23.87 |
| ARN6FS45-W40 | 1X6FT 4000K LED | 27.88 |
| ARN6FS45-W65 | 1X6FT 6500K LED | 27.88 |
| ARN6FT60-W40 | 2X6FT 4000K LED | 32.43 |
| ARN6FT60-W65 | 2X6FT 6500K LED | 32.43 |



Kosnic IP65 Blanca Fitting for LED DD Lamps

| CODE | DESCRIPTION | EACH |
|----------------|--|-------|
| KBHDDC6S65/WHT | IP65 Drum for DD LED Lamps (White Trim) | 13.04 |
| KBHDDC6S65/E | IP65 Drum for DD LED Lamps 3h Emergency Rnd. | 30.09 |

The standard bulkhead can be used as a utility style bulkhead without a trim or can be enhanced with one of the four decorative trims to give a higher aesthetic appeal where required. The white trim is supplied as standard. Choice of alternative decorative trims (white supplied as standard) • Emergency option • Class II • IP65 • IK10

These drum fitting do not come with lamps.



Kosnic IP65 Vandal Proof Bulkhead for K2D Lamps

| CODE | DESCRIPTION | EACH |
|------------|---|-------|
| KBHDDC7S65 | Vandle Proof Fitting for 4pin K2D LED Lamps | 11.70 |
| KBHC7-TBLK | LED Bulkhead Trim Black | 6.35 |
| KBHC7-TLID | LED Bulkhead Eyelid Trim Black | 7.02 |

292mm x 292mm x 75 - 77mm

These drum fitting do not come with lamps.




Kosnic IP65 11W Polo Bulkhead with Integrated LED Tray

| CODE | DESCRIPTION | EACH |
|----------------------|---|-------|
| KBHCT11C2S65-W40-WHT | 11w Drum Fitting Round 1130lm 4000k LED | 37.09 |

Kosnic IP65 12W Blanca-i Bulkhead with Integrated LED Tray

| CODE | DESCRIPTION | EACH |
|----------------------|---|-------|
| KBHCT12C6S65-W40-WHT | 12w Drum Fitting Round 1120lm 4000k LED | 28.42 |



Kosnic Optional Plug-In Emergency Module

| CODE | DESCRIPTION | EACH |
|------------|--|-------|
| CEC02LBL/N | Emergency module, li-ion battery | 25.07 |
| CEC02LBL/S | Self-test emergency module, li-ion battery | 30.09 |

For K2D and DD Lamps 9W/12W/18W



Kosnic RYDAL backlit LED Lay In Panel

| CODE | DESCRIPTION | EACH |
|------------|------------------------------------|-------|
| RYD230-W40 | LED 30W Lay-In Panel 595x595 4000K | 16.90 |


Kosnic Optional Gear

| CODE | DESCRIPTION | EACH |
|---------|------------------------|-------|
| EMPAD02 | 2W nm Emergency Module | 17.50 |



Kosnic Kali-ECO LED Panel Surface Mount Frame

| CODE | DESCRIPTION | EACH |
|--------------------|--------------------------------------|-------|
| KPTPNL/SMT-WHT0606 | 595x595mm Surface Mount Frame, White | 22.36 |



Kosnic K2D LED Lamp 9-18W Switchable (Round)

| CODE | DESCRIPTION | EACH |
|-------------------|--|-------|
| K2DC9-18STD/4PSCT | 9-18W Switchable 3/4/5K 4pin LED Lamp | 22.51 |
| K2DC9-18CRD/4PSCT | 9-18W Switchable 3/4/5K 4pin LED Sensor Lamp | 39.60 |

Wattage switchable between 9W-12W-18W
 Colour temperature switchable 3000K/4000K/5000K
 Compatible with Kosnic's standard and self-test emergency modules
 Single side high lumen output for light only where it's needed
 Save energy up to 65% compared with a fluorescent lamp with magnetic ballast



Kosnic DD LED Lamps (Square)

| CODE | DESCRIPTION | EACH |
|------------------|---|-------|
| KLED12STD/4P-W40 | 12W DD 4pin W40 4000k Cool White STD | 16.99 |
| KLED12CRD-W40 | 12W DD 4pin W40 4000k Micro Sensor + Corridor | 31.26 |

Save energy up to 65% compared with a fluorescent DD lamp with magnetic ballast. •For maximum energy savings, bypass all control gear and supply directly from the mains. •Single side high lumen output for light only where it's needed. •Long life of 30,000h. •Optional microwave sensor. •Latest version includes 10% dimming corridor function. •Compatible with Kosnic's KTC27EME-DD emergency module. •Instant start. •Negligible UV output. •Mercury free.



Kosnic Rhine Eco LED Floodlight

| CODE | DESCRIPTION | EACH |
|-----------|---|-------|
| RHI10-W65 | 10W 750lm Eco LED Floodlight 6500K Black | 6.44 |
| RHI20-W65 | 20W 1500lm Eco LED Floodlight 6500K Black | 8.11 |
| RHI30-W65 | 30W 2250lm Eco LED Floodlight 6500K Black | 11.45 |
| RHI50-W65 | 50W 4000lm Eco LED Floodlight 6500K Black | 15.96 |

Kosnic Rhine Eco LED Floodlight With PIR

| CODE | DESCRIPTION | EACH |
|-------------|---|-------|
| RHI10-W65/S | 10W 750lm Eco LED Floodlight 6500K Blk + PIR | 14.21 |
| RHI20-W65/S | 20W 1500lm Eco LED Floodlight 6500K Blk + PIR | 16.38 |
| RHI30-W65/S | 30W 2250lm Eco LED Floodlight 6500K Blk + PIR | 19.81 |
| RHI50-W65/S | 50W 4000lm Eco LED Floodlight 6500K Blk + PIR | 26.49 |

- Diecast aluminium body
- Surge protection
- Slim profile



Kosnic Floodlight Accessories

| CODE | DESCRIPTION | EACH |
|-------------|--------------|-------|
| KPT-SPK-FLD | Ground Spike | 1.26 |
| KPT-SUP-FLD | Mounting Arm | 21.88 |



Kosnic Lighting Connector

| CODE | DESCRIPTION | EACH |
|---------|---------------------------------------|------|
| KCON3FM | Junction Box Connector - 3 Pin + Loop | 2.51 |



Kosnic Ventas LED Floodlight with Detachable Sensors

| CODE | DESCRIPTION | EACH |
|----------------|---|-------|
| KFLD10Q565/W65 | 10W 6500K IP65 Floodlight | 12.29 |
| KFLD20Q565/W65 | 20W 6500K IP65 Floodlight | 15.78 |
| KFLD30Q544/SCT | Switchable CCT (3000K/6500K) 30W Floodlight | 26.75 |

LED Fitting that accepts detachable Sensors
 Standard and Switchable CCT Fittings
 Leads length of 1 meter
 IP65 connector allowing external wiring



Kosnic Detachable Sensors for Ventas LED Floodlights

| CODE | DESCRIPTION | EACH |
|------------|--|-------|
| KPT-Q5-DTD | Plug & play Dusk to Dawn sensor | 6.02 |
| KPT-Q5-PS | Plug & play PIR Sensor | 7.52 |
| KPT-Q5-RPS | Plug & play PIR Sensor with Remote Control | 10.03 |

Plug & play PIR sensor with or without remote control
 Plug & play Dusk to Dawn sensor



7W

7W GLS Clear LED 2700K Lamp

| CODE | DESCRIPTION | EACH |
|-----------------------|-------------------------------|------|
| KFLM07GLS/B22-CLR-N27 | 7W 660lm LED Filament Lamp BC | 2.39 |
| KFLM07GLS/E27-CLR-N27 | 7W 660lm LED Filament Lamp ES | 2.40 |



7W



7W GLS Clear LED 2700K Lamp Dimmable

| CODE | DESCRIPTION | EACH |
|-----------------------|-------------------------------|------|
| KDFL07GLS/B22-CLR-N27 | 7W 730lm LED Filament Lamp BC | 5.10 |
| KDFL07GLS/E27-CLR-N27 | 7W 730lm LED Filament Lamp ES | 5.10 |



2W

4W

2W & 4W Candle Antique Gold LED 2700K Lamp

| CODE | DESCRIPTION | EACH |
|-----------------------|--------------------------------|------|
| KFLM02CND/B22-GLD-N27 | 2W 240lm LED Filament Lamp BC | 2.34 |
| KFLM02CND/E27-GLD-N27 | 2W 240lm LED Filament Lamp ES | 2.34 |
| KFLM02CND/E14-GLD-N27 | 2W 240lm LED Filament Lamp SES | 2.34 |
| KFLM04CND/B22-GLD-N27 | 4W 440lm LED Filament Lamp BC | 2.34 |
| KFLM04CND/E27-GLD-N27 | 4W 440lm LED Filament Lamp ES | 2.34 |
| KFLM04CND/E14-GLD-N27 | 4W 440lm LED Filament Lamp SES | 2.34 |

2W

4W



2W & 4W Candle Antique Clear LED 2700K Lamp

| CODE | DESCRIPTION | EACH |
|-----------------------|--------------------------------|------|
| KFLM02CND/B22-CLR-N27 | 2W 240lm LED Filament Lamp BC | 1.42 |
| KFLM02CND/E27-CLR-N27 | 2W 240lm LED Filament Lamp ES | 1.42 |
| KFLM02CND/E14-CLR-N27 | 2W 240lm LED Filament Lamp SES | 1.42 |
| KFLM04CND/B22-CLR-N27 | 4W 440lm LED Filament Lamp BC | 1.42 |
| KFLM04CND/E27-CLR-N27 | 4W 440lm LED Filament Lamp ES | 1.42 |
| KFLM04CND/E14-CLR-N27 | 4W 440lm LED Filament Lamp SES | 1.42 |



4W

4W Golfball Clear LED 2700K Lamp

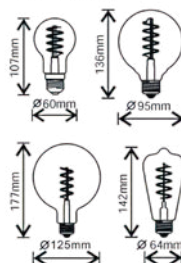
| CODE | DESCRIPTION | EACH |
|-----------------------|--------------------------------|------|
| KFLM04GLF/B22-GLD-N27 | 4W 380lm LED Filament Lamp BC | 1.75 |
| KFLM04GLF/E27-GLD-N27 | 4W 380lm LED Filament Lamp ES | 1.75 |
| KFLM04GLF/E14-GLD-N27 | 4W 380lm LED Filament Lamp SES | 1.75 |



5W



Dimensions



5W Helical Filament Antique Gold LED 2200K Dimmable

| CODE | DESCRIPTION | EACH |
|------------------------|--------------------------------------|------|
| KDFL05ST64/B22-GLD-N22 | 5W dimmable Helix filament B22, ST64 | 5.08 |
| KDFL05ST64/E27-GLD-N22 | 5W dimmable Helix filament E27, ST64 | 5.08 |
| KDFL05GLS/B22-GLD-N22 | 5W dimmable Helix filament B22, GLS | 4.47 |
| KDFL05GLS/E27-GLD-N22 | 5W dimmable Helix filament E27, GLS | 4.47 |
| KDFL05G100/B22-GLD-N22 | 5W dimmable Helix filament B22, G100 | 5.61 |
| KDFL05G100/E27-GLD-N22 | 5W dimmable Helix filament E27, G100 | 5.61 |
| KDFL05G125/B22-GLD-N22 | 5W dimmable Helix filament B22, G125 | 8.31 |
| KDFL05G125/E27-GLD-N22 | 5W dimmable Helix filament E27, G125 | 8.31 |

5W

7W

9W



Reflector Lamps LED 2700K Lamp

| CODE | DESCRIPTION | EACH |
|---------|------------------------|------|
| RLR5005 | R50 5W 360lm E14 (SES) | 2.59 |
| RLR6307 | R63 7W 560lm E27 (ES) | 3.61 |
| RLR8009 | R80 9W 800lm E27 (ES) | 4.52 |



13.5W

13.5W GLS LED Lamp

| CODE | DESCRIPTION | EACH |
|--------------------|--------------------------------------|------|
| KTC13.5GLS/B22-N40 | GLS Non-Dimmable 13.5W 4000K BC Lamp | 4.53 |
| KTC13.5GLS/E27-N40 | GLS Non-Dimmable 13.5W 4000K ES Lamp | 4.53 |



Kosnic Tec2 GU10 LED Lamps

| CODE | DESCRIPTION | EACH |
|-----------------------|-------------------------------|------|
| KTEC05.5DIM/ GU10-S27 | Tec2 5.5W Dimmable 2700K GU10 | 2.41 |
| KTEC05.5DIM/ GU10-S40 | Tec2 5.5W Dimmable 4000K GU10 | 2.41 |

Kosnic G4/G9 LED Capsule Lamps

| CODE | DESCRIPTION | EACH |
|--------------------|-------------------------------------|------|
| KLED1.5CPL/ G4-N30 | 1.5W 12V G4 Non Dimmable LED 3000K | 5.23 |
| KLED2.5CPL/ G9-N30 | 2.5W 240V G9 Non Dimmable LED 3000K | 2.56 |
| KLED2.5CPL/ G9-N65 | 2.5W 240V G9 Non Dimmable LED 6500K | 2.56 |



Kosnic Calla E27 Pendant Fitting

| CODE | DESCRIPTION | EACH |
|----------------|---------------------------------------|------|
| KPDTCS1E27-BCH | Black Chrome Pendant Fitting E27 (ES) | 9.49 |
| KPDTCS1E27-BZR | Bronze Pendant Fitting E27 (ES) | 9.49 |
| KPDTCS1E27-NIC | Nickle Pendant Fitting E27 (ES) | 9.49 |
| KPDTCS1E27-RBR | Red Bronze Pendant Fitting E27 (ES) | 9.49 |



18W ø220mm x 21.5mm
24W ø330mm x 25mm

Toba Ultra Slim Surface Circular LED Light

| CODE | DESCRIPTION | EACH |
|----------------------|--|-------|
| KPNL18CF54-W40-WHT | 18W 4000k Non Switchable Adjustable Mount [^] | 19.22 |
| KPNL10-18CF/SCT-WHT* | 10-18W Switchable CCT Adjustable Mount [^] | 19.22 |
| KPNL24CF54/SCT-WHT* | 24W Switchable CCT Surface Mount | 44.30 |

*The downlights have a switch allowing the colour temperature (CCT) to be selected at installation.
[^]The Adjustable Mount fits a cutout range of 65-205mm.




Epping Vertical Brick Light

| CODE | DESCRIPTION | EACH |
|----------------|--------------------|-------|
| KBRK103VER-BLK | 3W 4000k LED Black | 42.04 |
| KBRK103VER-GRY | 3W 4000k LED Grey | 42.04 |



Epping Sandard Brick Light

| CODE | DESCRIPTION | EACH |
|----------------|---------------------|-------|
| KBRK112STD-BLK | 12W 4000k LED Black | 45.16 |
| KBRK112STD-GRY | 12W 4000k LED Grey | 45.16 |



Epping Grid Brick Light

| CODE | DESCRIPTION | EACH |
|----------------|---------------------|-------|
| KBRK112GRD-BLK | 12W 4000k LED Black | 45.16 |
| KBRK112GRD-GRY | 12W 4000k LED Grey | 45.16 |



Vyne Inground Uplight Light IP67

| CODE | DESCRIPTION | EACH |
|-----------|------------------|-------|
| KIGL2GU10 | GU10 Drive Light | 17.85 |

Maximun 35W GU10 Lanp



Ashdown Spike Light

| CODE | DESCRIPTION | EACH |
|---------------|-----------------------|-------|
| KSPK1GU10-BLK | GU10 IP65 Light Black | 21.12 |
| KSPK1GU10-GRY | GU10 IP65 Light Grey | 21.12 |

Maximun 35W GU10 Lanp



Pocket Work Light

| CODE | DESCRIPTION | EACH |
|------------|--|-------|
| KPWL03OC54 | 3W 300lm Rechargeable Pocket Light 6500K | 16.68 |

• USB charging lead (charger not supplied)
• Charging indicator • High and low output modes • Integrated magnetic stand and suspension hook • High impact ABS housing (IK07)



Disposable 3-Ply Face Mask

| CODE | DESCRIPTION | EACH |
|----------|-----------------|------|
| PMSK-DFM | Box of 50 Masks | 7.50 |

Filtering Efficiency >90%



Washable Cloth Face Mask

| CODE | DESCRIPTION | EACH |
|-----------|-------------|------|
| PMSK-7001 | Black Masks | 2.75 |

Including 2 x filter inserts


| | | |
|-----------|-------------------|------|
| PMSK-7007 | Pack of 2 Filters | 1.32 |
|-----------|-------------------|------|



Hand Sanitiser 75% Alcohol

| CODE | DESCRIPTION | EACH |
|------------|--------------|------|
| PSNZ-300ML | 300ml Bottle | 4.45 |

75% Alcohol



EDGE GU10 PRO DOWNLIGHT

| CODE | DESCRIPTION | EACH |
|----------|------------------|------|
| AEFRD/MW | Matt White Bezel | 5.02 |
| AEFRD/CH | Chrome Bezel | 5.70 |
| AEFRD/SC | Satin ChBezel | 5.70 |

GIMBAL (Adjustable)

| | | |
|----------|--------------------|------|
| AEFRG/MW | Matt White Bezel | 5.77 |
| AEFRG/CH | Chrome Bezel | 6.52 |
| AEFRG/SC | Satin Chrome Bezel | 6.37 |

IP65 DOWNLIGHT

| | | |
|---------------|--------------------|------|
| AEFRD/IP65/MW | Matt White Bezel | 6.30 |
| AEFRD/IP65/CH | Chrome Bezel | 7.12 |
| AEFRD/IP65/SC | Satin Chrome Bezel | 7.12 |

•Suitable for standard GU10 **halogen** or **LED** lamps



Prism LED Fire Rated Dimmable Downlight

| CODE | DESCRIPTION | EACH |
|---------------|---------------------------------|--------|
| APRIP/1 | Dual Wattage D/L 560/740lm | 11.93 |
| APRIP/1/MP1 | Dual Wattage D/L 10 Pack | 107.33 |
| APRILEDPBZ/CH | Chrome Bezel | 2.55 |
| APRILEDPBZ/SC | Satin Chrome Bezel | 2.55 |

•IP65 LED dimmable fire-rated downlight for residential and hospitality applications. CCT selectable between 2700K, 3000K, 4000K and 6000K and power selectable.

GAMMA MINI LED



Gamma LED Mini Wall/Ceiling Light IP54

| CODE | DESCRIPTION | EACH |
|--------------|--|-------|
| AMGAMLED 11W | Cool White 11W Ultra Slim Wall/Ceiling Light | 19.73 |
| AGAMLED 18W | Cool White 18W Ultra Slim Wall/Ceiling Light | 29.48 |

Beta 5W LED Mini Wall/Ceiling Light IP44

| CODE | DESCRIPTION | EACH |
|-----------|--|-------|
| ABELED/WV | Cool White 5W Small Wall/Ceiling Light | 19.65 |

160mm Dia x H:70mm



Spike Light GU10

| CODE | DESCRIPTION | EACH |
|---------------|--|-------|
| AACERO/SL/BRK | Acero GU10 Spike Light Black | 17.30 |
| AACERO/SL/COP | Acero GU10 Spike Light Copper | 19.85 |
| AACERO/SL/SSL | Acero GU10 Spike Light Stainless Steel | 17.30 |



Single Directional Wall Light GU10

| CODE | DESCRIPTION | EACH |
|--------------------|--|-------|
| AACERO/WLD/BLK | Acero Directional Wall Light Black | 12.05 |
| AACERO/WLD/COP | Acero Directional Wall Light Copper | 13.78 |
| AACERO/WLD/SSL | Acero Directional Wall Light S/Steel | 12.05 |
| AACERO/WLD/BLK/PIR | Acero Directional Wall Light + PIR Black | 30.20 |
| AACERO/WLD/COP/PIR | Acero Directional Wall Light + PIR Copper | 32.80 |
| AACERO/WLD/SSL/PIR | Acero Directional Wall Light + PIR S/Steel | 30.20 |



Twin Bi-Directional Wall Light GU10

| CODE | DESCRIPTION | EACH |
|-------------------|--|-------|
| AACERO/WL/BLK | Acero Bi-Directionsl Wall Light Black | 15.23 |
| AACERO/WL/COP | Acero Bi-Directionsl Wall Light Copper | 17.83 |
| AACERO/WL/BLK/PIR | Acero Bi-Directionsl Wall Light + PIR Black | 35.20 |
| AACERO/WL/COP/PIR | Acero Bi-Directionsl Wall Light + PIR Copper | 38.00 |



Mini Downlight Fire Rated IP65

| CODE | DESCRIPTION | EACH |
|---------------------|---|-------|
| AAPRILEDP/MINI/CCT | Prism Pro Mini Fire Rsted Downlight White | 14.78 |
| AAPRILEDP/BEZEL/BLK | Prism Pro Mini Bezel Black | 1.50 |
| AAPRILEDP/BEZEL/CH | Prism Pro Mini Bezel Chrome | 1.50 |
| AAPRILEDP/BEZEL/SC | Prism Pro Mini Bezel Satin Chrome | 1.50 |

55mm wide and suitable for ceiling cut outs at 42mm



LED SWITCHED COLOUR SELECTING LINKLIGHTS

40000h average lamp life 55lm/W

| CODE | DESCRIPTION | EACH |
|---------------|----------------------------|-------|
| AMALED20/CCT | 3W LED 220mm Link Light | 9.53 |
| AMALED50/CCT | 7W LED 585mm Link Light | 12.00 |
| AMALED80/CCT | 13W LED 858mm Link Light | 17.55 |
| AMALED120/CCT | 18W1 LED 1158mm Link Light | 19.88 |

Up to 12 fittings can be linked together



ToughLED™ Pro

ToughLED Pro IP65 LED Batten 4000K

| CODE | DESCRIPTION | EACH |
|----------|---|-------|
| JC180009 | 4ft Single White Opal 4000K LED IP65 Fitting | 24.48 |
| JC180025 | 4ft Twin White Opal 4000K LED IP65 Fitting | 33.77 |
| JC180041 | 5ft Single White Opal 4000K LED IP65 Fitting | 29.61 |
| JC180057 | 5ft Twin White Opal 4000K LED IP65 Fitting | 41.31 |
| JC180073 | 6ft Single White Opal 4000K LED IP65 Fitting | 40.59 |
| JC180089 | 6ft Twin White Opal 4000K LED IP65 Fitting | 49.88 |



Skypack Quick Release
Designed for the fastest installation

Skypack Quick Release LED Batten 4000K

| CODE | DESCRIPTION | EACH |
|---------|--|-------|
| JC71741 | 4ft Single 4000K LED Batten Fitting | 28.52 |
| JC71742 | 4ft Twin 4000K LED Batten Fitting | 38.58 |
| JC71743 | 5ft Single 4000K LED Batten Fitting | 33.58 |
| JC71744 | 5ft Twin 4000K LED Batten Fitting | 43.62 |
| JC71745 | 6ft Single 4000K LED Batten Fitting | 41.97 |
| JC71746 | 6ft Twin 4000K LED Batten Fitting | 53.68 |



Plug-In Modules for ToughLED Pro

| CODE | DESCRIPTION | EACH |
|----------|-----------------------------|-------|
| JCEM003 | Emergency Pack | 37.42 |
| LEV71929 | Microwave On/Off Sensor | 23.92 |
| LEV71930 | Remote Control for LEV71929 | 5.99 |

SOLAR LIGHTING



Square Solar Lantern 370mm

| CODE | DESCRIPTION | Each |
|---------|--|-------|
| JC17066 | 3W IP54 3000K 300lms Surface Solar Lantern | 34.58 |



Square Solar Lantern 500mm

| CODE | DESCRIPTION | Each |
|---------|--|-------|
| JC17067 | 3W IP54 3000K 300lms Surface Solar Lantern | 36.08 |



Square Solar Wall Light

| CODE | DESCRIPTION | Each |
|---------|--------------------------------------|-------|
| JC17069 | 2W IP54 300K 200lms Solar Wall Light | 28.00 |



Directional Solar Spike Light

| CODE | DESCRIPTION | Each |
|---------|--------------------------------------|-------|
| JC17068 | 2W IP65 3000K 200lms Solar Spotlight | 31.00 |



Square Solar Bollard

| CODE | DESCRIPTION | Each |
|---------|------------------------------------|-------|
| JC17070 | 2W IP54 3000K 250lms Solar Bollard | 42.08 |



Portable Solar & Rechargeable Lantern

| CODE | DESCRIPTION | Each |
|---------|---|-------|
| JC17065 | 3W IP54 3000K 238lms Solar/Rechargeable Light | 42.08 |



Round Rechargeable Lamp

| CODE | DESCRIPTION | Each |
|---------|--|-------|
| JC17072 | 2W 3000K 190lms Rechargeable Lamp with Charging Base | 33.08 |



Round Rechargeable Lamp / Powerbank

| CODE | DESCRIPTION | Each |
|---------|---|-------|
| JC17071 | 2W IP54 3000K 154lms Rechargeable Lamp with Powerbank | 39.08 |



13A Multimedia Combination Plate

| CODE | DESCRIPTION | EACH |
|---------|--|-------|
| CU298MM | 2 x 2g 13A Socket Plate + space for up to 8 Euro Modules | 25.00 |



Galvanised Steel Box

| CODE | DESCRIPTION | EACH |
|----------|---|-------|
| GSK298MM | 47mm x 4 2G + Earth Wall Box for use with CU298MM Combo Plate | 15.00 |



Flip Down Phone Holder

| CODE | DESCRIPTION | EACH |
|-------|---|------|
| 2GPHW | Fold down shelf to hold mobile phone while charging | 3.50 |



PIR Indoor 360° Sensor With Timer 6m Range

| CODE | DESCRIPTION | EACH |
|--------|-------------------|-------|
| OS009 | Recessed 300W LED | 10.08 |
| OS0011 | Surface 300W LED | 9.16 |




Miniature Photocell Sensor IP65

| CODE | DESCRIPTION | EACH |
|-------|------------------------------|------|
| TRRPC | 2000W Tungsten Halogen Rated | 9.62 |

Mini PIR 360° Recessed Mounting Sensor IP20

| CODE | DESCRIPTION | EACH |
|---------|--|------|
| OS0019* | Mini Sensor PIR Cut Out 38mm \varnothing | 9.53 |

*Switching capacity: Max. 2000W Incandescent / Max. 200W LED.



Outdoor Photocell Sensor With Timer IP55

| CODE | DESCRIPTION | EACH |
|-------|-----------------------------|-------|
| OS006 | 200W LED/1000W Incandescent | 16.51 |

Dusk-to-dawn Photocell Sensor IP54

| CODE | DESCRIPTION | EACH |
|---------|--------------------|------|
| TRPCKIT | NEMA Photocell Kit | 9.34 |



LED Mirror with Dual Shaver Socket

| CODE | DESCRIPTION | EACH |
|---------|----------------------------------|-------|
| MLRCTM2 | 230V IP44 10W 500 x 390mm Mirror | 97.36 |

IP44 LED Mirror with 2 frosted panels for even, seamless light output. This mirror includes a dual voltage shaver socket which works independently from the light.

Pull cord on/off switch

Non-dimmable

4000K, Cool White



Back-lit LED Bathroom Mirror with Demister, Shaver Socket and Motion Sensor

| CODE | DESCRIPTION | EACH |
|-----------|--|--------|
| MLR6045SD | 230V IP44 600 x 450mm Mirror with Demister | 123.07 |

IP44 LED contemporary design mirror, featuring 360° illumination, ideal for brightening up any modern space. This mirror includes a dual voltage shaver socket which works independently from the light, full size demister pad and an on/off motion sensor.

Non-dimmable

4000K, cool white




LED Bathroom Mirror with Demister, Shaver Socket and Motion Sensor

| CODE | DESCRIPTION | EACH |
|-----------|--|--------|
| MLC6045SD | 230V IP44 600 x 450mm Mirror with Demister | 111.88 |

IP44 LED mirror, featuring mini circular LED border design, allowing an even illumination. This mirror includes a dual voltage shaver socket which works independently from the light, full size demister pad and an on/off motion sensor.

Non-dimmable

4000K, cool white



LED Circular Bathroom Mirror

| CODE | DESCRIPTION | EACH |
|-------|---------------------------------|--------|
| ML500 | 230V IP44 500mm Circular Mirror | 100.67 |

IP44 LED mirror, featuring mini circular LED border design, allowing an even, all-round illumination.

Motion sensor on/off switch

Non-dimmable

4000K, cool white



Blade Hand Dryer

| CODE | DESCRIPTION | EACH |
|--------|-------------|--------|
| BLADEW | White | 367.50 |
| BLADES | Silver | 381.25 |



Tornado Hand Dryer

| CODE | DESCRIPTION | EACH |
|----------|--------------------------|--------|
| TOR25W | White | 140.00 |
| TOR25BSS | Brushed Stainless Silver | 145.00 |



Hurricane Hand Dryer

| CODE | DESCRIPTION | EACH |
|--------|-------------|-------|
| HD1800 | White 1.8kW | 77.50 |



Heated Towel Rail

| CODE | DESCRIPTION | EACH |
|--------|-------------------|--------|
| AL80S | S Type 80W Chrome | 37.50 |
| AQ40LC | Curved 40W Chrome | 83.75 |
| AQ80LC | Curved 80W Chrome | 98.75 |
| AQ90LC | Curved 90W Chrome | 125.00 |



Accona Panel Heater with Timer

| CODE | DESCRIPTION | EACH |
|---------|--------------------------|-------|
| AC500T | 500W White Panel Heater | 68.45 |
| AC1000T | 1000W White Panel Heater | 73.65 |
| AC1500T | 1500W White Panel Heater | 78.00 |
| AC2000T | 2000W White Panel Heater | 84.50 |
| AC2400T | 2400W White Panel Heater | 97.50 |



Sirocco Portable Convector Heater

| CODE | DESCRIPTION | EACH |
|---------------|-----------------------------|-------|
| SC2000YM/DM | 2kW White with Stat | 15.50 |
| SC2000YMT/DTM | 2kW White with Stat + Timer | 20.69 |



Air Curtain

| CODE | DESCRIPTION | EACH |
|-------|-----------------------|--------|
| MAC3X | 3kW White Air Curtain | 68.887 |



Fan Heater

| CODE | DESCRIPTION | EACH |
|---------|------------------------------|-------|
| FH-201Z | 2kW Fiji Portable Fan Heater | 11.00 |
| ALTO | 2kW Alto Downflow Heater | 21.38 |



Riviera Oil Filled Radiator

| CODE | DESCRIPTION | EACH |
|--------|----------------------|-------|
| RAD07Y | 0.7kW White Radiator | 27.31 |




Tubular Heaters & Guards

| CODE | DESCRIPTION | EACH |
|-------|--------------------------|-------|
| TH01B | 1ft 45W Tubular Heater | 12.35 |
| TH02B | 2ft 80W Tubular Heater | 14.95 |
| TH03B | 3ft 135W Tubular Heater | 18.20 |
| TH04B | 4ft 180W Tubular Heater | 20.80 |
| THG01 | 1ft Tubular Heater Guard | 11.05 |
| THG02 | 2ft Tubular Heater Guard | 17.55 |
| THG03 | 3ft Tubular Heater Guard | 22.89 |
| THG04 | 4ft Tubular Heater Guard | 27.24 |



Sun Prince Quartz I/R Heater

| CODE | DESCRIPTION | EACH |
|---------|-------------------------|-------|
| SPW1300 | 1.3kW Quartz I/R Heater | 47.50 |



Water Heating

| CODE | DESCRIPTION | EACH |
|--------|----------------------------|-------|
| HF05LM | 5lt Oversink Water Heater | 68.75 |
| HW30M | 3kW Hand Wash Water Heater | 46.25 |

**LED Strip, 5W**


| CODE | DESCRIPTION | Per Pack |
|-------------|----------------------------------|----------|
| FLS1-0C1S11 | 5W LED Strip 3000K 5Mtr Pack | 23.00 |
| FLS1-0C1S12 | 5W LED Strip 3000K 10Mtr Pack | 46.50 |
| FLS1-0N1S11 | 5W LED Strip 4000K 5Mtr Pack | 23.25 |
| FLS1-0N1S12 | 5W LED Strip 4000K 10Mtr Pack | 46.50 |

5W per metre 24V model features branded high efficiency 2835 SMD LEDs on a 2oz PCB board for a durable finish. Easy mounting thanks to added strength (3M 300LSE) self adhesive.

**LED Strip, 10W**

| CODE | DESCRIPTION | Per Pack |
|-------------|-----------------------------------|----------|
| FLS3-0C1S31 | 10W LED Strip 3000K 5Mtr Pack | 41.25 |
| FLS3-0C1S32 | 10W LED Strip 3000K 10Mtr Pack | 82.50 |
| FLS3-0N1S31 | 10W LED Strip 4000K 5Mtr Pack | 41.25 |
| FLS3-0N1S32 | 10W LED Strip 4000K 10Mtr Pack | 82.50 |

10W per metre 24V LED Strip features branded high efficiency 2835 SMD LEDs on a 2oz PCB board for a durable finish. Easy mounting thanks to added strength (3M 300LSE) self adhesive.

**LED Strip, IP65 5W**


| CODE | DESCRIPTION | Per Pack |
|-------------|----------------------------------|----------|
| FLS1-5C1S11 | 5W LED Strip 3000K 5Mtr Pack | 29.25 |
| FLS1-5C1S12 | 5W LED Strip 3000K 10Mtr Pack | 58.50 |
| FLS1-5N1S11 | 5W LED Strip 4000K 5Mtr Pack | 29.25 |
| FLS1-5N1S12 | 5W LED Strip 4000K 10Mtr Pack | 58.50 |

5W per metre 24V IP65 model features branded high efficiency 2835 SMD LEDs on a 2oz PCB board for a durable finish. Easy mounting thanks to added strength (3M 300LSE) self adhesive.

**LED Strip, IP65 10W**

| CODE | DESCRIPTION | Per Pack |
|-------------|-----------------------------------|----------|
| FLS3-5C1S31 | 10W LED Strip 3000K 5Mtr Pack | 45.75 |
| FLS3-5C1S32 | 10W LED Strip 3000K 10Mtr Pack | 91.75 |
| FLS3-5N1S31 | 10W LED Strip 4000K 5Mtr Pack | 45.75 |
| FLS3-5N1S32 | 10W LED Strip 4000K 10Mtr Pack | 91.50 |

10W per metre 24V IP65 LED Strip features branded high efficiency 480 SMD LEDs on a 2oz PCB board for a durable finish. Easy mounting thanks to added strength (3M 300LSE) self adhesive.

**LED Strip, COB 10W**


| CODE | DESCRIPTION | Per Pack |
|----------------|-----------------------------------|----------|
| FLSCB3-0C1CB31 | 10W LED Strip 3000K 5Mtr Pack | 61.87 |
| FLSCB3-0C1CB32 | 10W LED Strip 4000K 10Mtr Pack | 123.75 |
| FLSCB3-0N1CB31 | 10W LED Strip 3000K 5Mtr Pack | 61.87 |
| FLSCB3-0N1CB32 | 10W LED Strip 4000K 10Mtr Pack | 123.75 |

IP20 COB Series Strips are designed to offer a dotless Linear finish in a all applications, this 10W per metre 24V model features 480 SMD LEDs on a 2oz PCB board for a durable finish. Easy mounting thanks to added strength (3M 300LSE) self adhesive.

**LED Strip, COB IP65 10W**


| CODE | DESCRIPTION | Per Pack |
|----------------|-----------------------------------|----------|
| FLSCB3-5C1CB31 | 10W LED Strip 3000K 5Mtr Pack | 69.37 |
| FLSCB3-5C1CB32 | 10W LED Strip 4000K 10Mtr Pack | 138.75 |
| FLSCB3-5N1CB31 | 10W LED Strip 3000K 5Mtr Pack | 69.37 |
| FLSCB3-5N1CB32 | 10W LED Strip 4000K 10Mtr Pack | 138.75 |

IP20 COB Series Strips are designed to offer a dotless Linear finish in a all applications, this 10W per metre 24V IP65 model features 480 SMD LEDs on a 2oz PCB board for a durable finish. Easy mounting thanks to added strength (3M 300LSE) self adhesive.

**Profile Aluminium Extrusions 2Mtr**

| CODE | DESCRIPTION | EACH |
|------------|---------------------------|-------|
| PRO1-12MB | 17 x 7 Black Opal Surface | 20.47 |
| PRO1-82MO | 17 x 7 Alu. Opal Surface | 10.80 |
| PRO1R-12MB | 25 x 7 Black Opal Flush | 21.60 |
| PRO1R-82MO | 25 x 7 Alu. Opal Flush | 11.40 |

PRO1 is available in 2m lengths with a Opal Polycarbonate diffuser. Each meter of Foss Profile comes with 2 mounting Clips + 2 End Caps (of which 1 with a cable whole) as standard.

**Profile, Surface & Angled 2Mtr**

| CODE | DESCRIPTION | EACH |
|-----------|----------------------------|-------|
| PRO2-12MB | 17 x 14 Black Opal Surface | 23.10 |
| PRO2-82MO | 17 x 14 Alu. Opal Surface | 12.60 |
| PRO7-12MB | 18 x 18 Black Opal Angled | 21.22 |
| PRO7-82MO | 18 x 18 Alu. Opal Angled | 12.00 |

PRO2/7 is available in 2m lengths with a Opal Polycarbonate diffuser. Each meter of Foss Profile comes with 2 mounting Clips + 2 End Caps as standard.


**Driver, LED TRIAC/MAINS Dimmable**

| CODE | DESCRIPTION | EACH |
|--------------|--------------------------|--------|
| DIMD-2524 | IP20 LED Driver 25W 24V | 34.50 |
| DIMD-4024 | IP20 LED Driver 40W 24V | 41.47 |
| DIMD-5024 | IP20 LED Driver 50W 24V | 51.00 |
| DIMD-7524 | IP20 LED Driver 75W 24V | 73.12 |
| DIMD-IP10024 | IP65 LED Driver 100W 24V | 87.37 |
| DIMD-IP15024 | IP65 LED Driver 150W 24V | 115.12 |
| DIMD-IP20024 | IP65 LED Driver 200W 24V | 132.37 |

Triac Dimmable: Leading and Trailing Edge Dimming.


**Driver, LED Non Dimmable IP65**

| CODE | DESCRIPTION | EACH |
|--------------|--------------------------|-------|
| LEDD-IP10024 | IP67 LED Driver 100W 24V | 47.62 |
| LEDD-IP1024 | IP67 LED Driver 10W 24V | 8.40 |
| LEDD-IP15024 | IP67 LED Driver 150W 24V | 59.62 |
| LEDD-IP2024 | IP65 LED Driver 10W 24V | 10.87 |
| LEDD-IP3024 | IP65 LED Driver 30W 24V | 15.00 |
| LEDD-IP4524 | IP65 LED Driver 45W 24V | 25.12 |
| LEDD-IP6024 | IP67 LED Driver 60W 24V | 28.12 |

**CONNECTORS**

| CODE | DESCRIPTION | EACH |
|----------|--|------|
| FLSC8SML | Corner Feed 15cm Cable ECO/COB Series | 3.75 |
| FLSS8SML | Strip to Strip 8mm ECO/COB Series | 1.80 |
| FLSW8SML | Strip to Wire 1m Lead ECO/COB Series | 3.37 |
| SCC10SIP | Corner Feed 20cm Cable Drum Series | 4.87 |
| SWC10SIP | Strip to Wire Feed Drum Series | 4.87 |
| FLSL8SML | Strip 'L' Connector MINI ECO & COB | 3.75 |

On show at our Dartford showroom



LED 2 Light Aluminium Outdoor Light

| CODE | DESCRIPTION | EACH |
|--------------|----------------------------|-------|
| 8008-2SS-LED | Silver Light IP44 Die Cast | 33.48 |
| 8008-2BK-LED | Black Light IP44 Die Cast | 29.25 |



IP44 Flush 2 Light Opal Glass Light

| CODE | DESCRIPTION | EACH |
|-----------|-----------------------------|-------|
| 7039-23CC | Opal Glass with Chrome Trim | 29.90 |



3 Light Ceiling Plate White

| CODE | DESCRIPTION | EACH |
|--------|-----------------------------|-------|
| 3173WH | 3 x Cylinder Heads on Plate | 40.30 |



LED Uplight Satin Silver

| CODE | DESCRIPTION | EACH |
|--------|--------------------|-------|
| 3209SS | LED Wall Uplighter | 32.50 |



BEL AIRE IP44 PIR Coach Lantern

| CODE | DESCRIPTION | EACH |
|-------|----------------------------------|-------|
| 14715 | Black PIR Aluminium Wall Lantern | 37.70 |



Black Die Cast Half Lantern IP44 + PIR

| CODE | DESCRIPTION | EACH |
|-----------|-----------------------------|-------|
| 280BK-PIR | Black Half Lantern with PIR | 35.10 |



Black Die Cast Half Lantern IP44

| CODE | DESCRIPTION | EACH |
|-------|--------------------|-------|
| 280BK | Black Half Lantern | 21.13 |



TRIBECA LED Bar Pendant Matt Black

| CODE | DESCRIPTION | EACH |
|-----------|--|-------|
| 96381-1BK | Warm to Bright White Colour Change Pendant | 71.15 |



SAMSON 3 Light Bathroom Spotlight IP44

| CODE | DESCRIPTION | EACH |
|--------|-------------------------------|-------|
| 6603BK | 3 Light Round Black Spotlight | 55.90 |



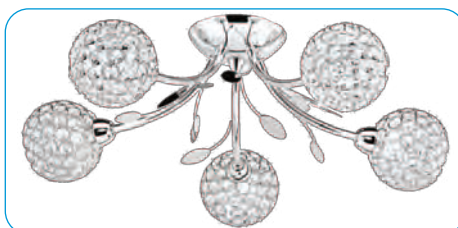
SAMSON 4 Light Bathroom Spotlight IP44

| CODE | DESCRIPTION | EACH |
|--------|-----------------------------------|-------|
| 6604BK | 4 Light Split Bar Black Spotlight | 72.80 |



BELLIS 5 Light Chrome & Glass Fitting

| CODE | DESCRIPTION | EACH |
|----------|---------------------------------|-------|
| 9285-5CC | Clear Flower Glass & Leaf Decor | 68.90 |




BELLIS II 5 Light Chrome & Glass Beads

| CODE | DESCRIPTION | EACH |
|----------|--------------------------------|--------|
| 6575-5CC | Clear Glass Beads & Leaf Decor | 119.60 |



MARBLES LED Pendant

| CODE | DESCRIPTION | EACH |
|--------|----------------------------------|--------|
| 5881CC | Crushed Ice Shade LED Globe 25cm | 100.10 |




BALLS Ceiling Smoke Glass Pendant

| CODE | DESCRIPTION | EACH |
|--------|---------------------------|-------|
| 1632SM | Smoke Glass Round Pendant | 62.40 |



ELISE 4 Light Pendant Fitting

| CODE | DESCRIPTION | EACH |
|----------|----------------------------------|--------|
| 8334-4CC | Chrome with Crystal Button Drops | 115.70 |



CYCLONE Ceiling Pendant

| CODE | DESCRIPTION | EACH |
|-----------|------------------------------|-------|
| 97291-1SM | Smoked Glass & Acrylic Shade | 57.20 |

IP66 Switches & Sockets



IP66 Switch
Socket Box
-13A Twin Grey



IP66 Switch
Socket Box
RCD -13A
Twin Grey

| Code | Finish | Our Price |
|----------|--------|-----------|
| ZN-38863 | Grey | £11.63 |

| Code | Finish | Our Price |
|----------|--------|-----------|
| ZN-38864 | Grey | £29.25 |




IP66 Switch
Socket Box
-13A Single Grey



1 Gang 2 Way
Switch Grey

| Code | Finish | Our Price |
|----------|--------|-----------|
| ZN-38865 | Grey | £8.25 |

| Code | Finish | Our Price |
|----------|--------|-----------|
| ZN-38866 | Grey | £7.50 |



Empty
Body Only



2 Gang 2 Way
Switch Grey

| Code | Type | Our Price |
|----------|--------|-----------|
| ZN-38869 | 1 Gang | £7.50 |
| ZN-38868 | 2 Gang | £9.00 |

| Code | Finish | Our Price |
|----------|--------|-----------|
| ZN-38867 | Grey | £9.00 |



Fused Spur
with Neon
Grey



Bell Push Grey

| Code | Finish | Our Price |
|----------|--------|-----------|
| ZN-38870 | Grey | £12.00 |

| Code | Finish | Our Price |
|----------|--------|-----------|
| ZN-38871 | Grey | £10.50 |

Plug + Socket Cable connectors



| Code | Type | Our Price |
|----------|--|-----------|
| ZN-41157 | 32A, 3 Pole, IP68 Cable Connector (1 x fast-fit connector) H:30 x L95 x D30mm | £2.85 |
| ZN-41158 | 16A, 3 Pole, IP68 3-Way Cable Connector (3 x fast-fit connector) H:30 x L150 x D30mm | £9.25 |

CULINA KONECT

SELF POWERED KINETIC SWITCHES & RECEIVERS

51

FORUM
LIGHTING SOLUTIONS

Culina Konect kinetic switches do not need batteries or connecting to a power supply, allowing them to be fitted where a standard light switch cannot be wired in. These wireless switches turns kinetic energy into electricity to signal a receiver, which then turns lights on or off. Can be used in bathrooms.

| | Code | Description | Colour | IP | Height | Width | Depth | Our Price |
|---|-----------|---|------------|------|--------|-------|-------|-----------|
|  | CUL-40031 | 1 Gang Kinetic Push Switch | Matt White | IP42 | 86mm | 86mm | 15mm | £13.12 |
|  | CUL-40032 | 1 Gang Kinetic Push Switch | Matt Black | IP42 | 86mm | 86mm | 15mm | £15.37 |
|  | CUL-40033 | 2 Gang Kinetic Push Switch | Matt White | IP42 | 86mm | 86mm | 15mm | £16.12 |
|  | CUL-40034 | 2 Gang Kinetic Push Switch | Matt Black | IP42 | 86mm | 86mm | 15mm | £19.12 |
|  | CUL-40035 | 3 Gang Kinetic Push Switch | Matt White | IP42 | 86mm | 86mm | 15mm | £20.62 |
|  | CUL-40036 | 3 Gang Kinetic Push Switch | Matt Black | IP42 | 86mm | 86mm | 15mm | £22.12 |
|  | CUL-40037 | Kinetic Fob Switch | Grey | IP65 | 18mm | 21mm | 47mm | £13.50 |
|  | CUL-40038 | 1 Channel Kinetic Switch RF Non-dim | White | IP20 | 32mm | 32mm | 64mm | £13.12 |
|  | CUL-40039 | 1 Channel Smart RF & Wifi Kinetic Switch | White | IP20 | 32mm | 32mm | 64mm | £20.62 |
|  | CUL-40040 | 1 Channel Smart Tuya RF & Wifi Kinetic Dim | White | IP20 | 75mm | 52mm | 24mm | £231.12 |

Distances: Outdoor no barrier 40m. Indoor 15m Plasterboard. Indoor 8m Concrete/glass

Dartford. Phone: 01322 271171 / 01322 286868 email: info@gws.ltd
On-line Shop www.gwsupplies.co.uk

All Prices + VAT E&OE
Gurney & White Ltd.©




SPECIAL OFFER



SPEEDFIT LAY FLAT PIPE

| CODE | SIZE | Nett Price |
|------------|---------------|------------|
| SFLFP1525 | 15MM X 25Mtr | 49.53 |
| SFLFP1550 | 15MM X 50Mtr | 99.06 |
| SFLFP15100 | 15MM X 100Mtr | 189.16 |
| SFLFP2225 | 22MM X 25Mtr | 94.37 |
| SFLFP2250 | 22MM X 50Mtr | 188.70 |



SPEEDFIT Male Iron

| CODE | SIZE | Nett Price |
|----------|-------------|------------|
| SFMI1512 | 15MM X 1/2" | 5.84 |



Straight Coupling

| Code | mm | Nett Price |
|-------|----|------------|
| SFC10 | 10 | 2.07 |
| SFC15 | 15 | 1.53 |
| SFC22 | 22 | 2.43 |



Elbow 90°

| Code | mm | Nett Price |
|-------|----|------------|
| SFE10 | 10 | 2.56 |
| SFE15 | 15 | 1.84 |
| SFE22 | 22 | 2.92 |



Street Elbow

| Code | mm | Nett Price |
|--------|----|------------|
| SFSE10 | 10 | 3.18 |
| SFSE15 | 15 | 3.58 |
| SFSE22 | 22 | 5.42 |



Equal Tee

| Code | mm | Nett Price |
|-------|----|------------|
| SFT10 | 10 | 2.94 |
| SFT15 | 15 | 2.65 |
| SFT22 | 22 | 3.93 |



Reducing Tee

| Code | mm | Nett Price |
|-----------|----------|------------|
| SFT221515 | 22x15x15 | 4.43 |
| SFT221522 | 22x15x22 | 4.43 |
| SFT222215 | 22x22x15 | 4.43 |



Reducing Coupling

| Code | mm | Nett Price |
|---------|-------|------------|
| SFC1510 | 15x10 | 3.61 |
| SFC2215 | 22x15 | 4.28 |



Fitting Reducer

| Code | mm | Nett Price |
|---------|-------|------------|
| SFR1510 | 15x10 | 1.77 |
| SFR2215 | 22x15 | 2.31 |




Tap Connector Straight

| Code | mm | Nett Price |
|---------|---------|------------|
| SFT1512 | 15x1/2" | 3.00 |
| SFT1534 | 15x3/4" | 3.58 |
| SFT2234 | 22x3/4" | 3.94 |



Female Adapter

| Code | mm | Nett Price |
|---------|---------|------------|
| SFF1512 | 15x1/2" | 1.70 |
| SFF1534 | 15x3/4" | 3.69 |
| SFF2234 | 22x3/4" | 2.55 |



Liner

| Code | mm | Nett Price |
|--------|-----------------|------------|
| SFL10 | 10 With Grommet | 0.32 |
| SFL15 | 15 With Grommet | 0.32 |
| SFL22 | 22 With Grommet | 0.41 |
| SFPI15 | 15 Plain | 0.30 |
| SFPI22 | 22 Plain | 0.36 |



Tank Connector

| Code | mm | Nett Price |
|--------|----|------------|
| SFTC15 | 15 | 2.58 |
| SFTC22 | 22 | 3.30 |



Tap Connector Bent

| Code | mm | Nett Price |
|-----------|---------|------------|
| SFBTC1512 | 15x1/2" | 3.80 |



Wallplate Elbow

| Code | mm | Nett Price |
|--------|---------|------------|
| SFWP15 | 15x1/2" | 10.54 |



Washing Machine Valve

| Code | mm | Nett Price |
|--------|---------|------------|
| SFWMVS | 15x3/4" | 5.08 |



Shut Off Tap / Service Valve

| Code | mm | Nett Price |
|---------|----|------------|
| SFSOT15 | 15 | 5.60 |
| SFIV15 | 15 | 5.94 |



End Cap

| Code | mm | Nett Price |
|--------|----|------------|
| SFEC10 | 10 | 2.02 |
| SFEC15 | 15 | 2.07 |
| SFEC22 | 22 | 2.52 |



Pipe Cutter

| Code | Description | Nett Price |
|------|-------------|------------|
| SFPC | Pipe Cutter | p.o.a. |



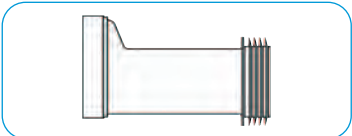
PAN CONNECTOR WHITE

| CODE | DESCRIPTION | Nett Each |
|----------|--|-----------|
| WC-CON1V | Straight Rigid WC Connector with Vent Boss | 10.76 |



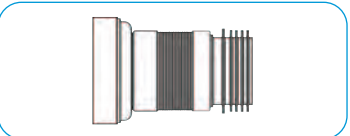
PAN CONNECTOR 4" WHITE

| CODE | DESCRIPTION | Nett Each |
|---------|------------------|-----------|
| WC-CON2 | 4" Pan Connector | 6.64 |



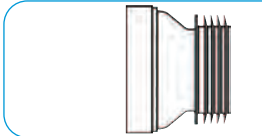
PAN CONNECTOR 4" WHITE

| CODE | DESCRIPTION | Nett Each |
|---------|------------------|-----------|
| WC-CON5 | 4" Pan Connector | 6.64 |



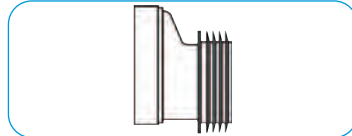
PAN FLEXI CONNECTOR 4" WHITE

| CODE | DESCRIPTION | Nett Each |
|---------|------------------|-----------|
| WC-F23R | 4" Pan Connector | 23.38 |
| WC-F21R | 4" Pan Connector | 23.38 |



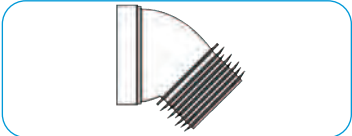
PAN CONNECTOR 4" WHITE

| CODE | DESCRIPTION | Nett Each |
|---------|------------------|-----------|
| WC-CON1 | 4" Pan Connector | 6.09 |



PAN CONNECTOR 4" WHITE

| CODE | DESCRIPTION | Nett Each |
|----------|-------------|-----------|
| WC-CON4 | 20mm Offset | 7.76 |
| WC-CON4A | 40mm Offset | 7.76 |



PAN CONNECTOR 4" WHITE

| CODE | DESCRIPTION | Nett Each |
|----------|------------------|-----------|
| WC-CON16 | 4" Pan Connector | 10.39 |



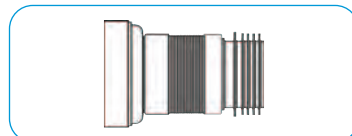
DRAIN CONNECTOR

| CODE | DESCRIPTION | Nett Each |
|-------|---------------|-----------|
| DC1BL | 4" x 4" BLACK | 7.82 |



PAN CONNECTOR 4" WHITE

| CODE | DESCRIPTION | Nett Each |
|----------|---------------------------|-----------|
| WC-CON8 | 90° Bend | 7.74 |
| WC-CON8E | 90° Adj. Bend | 7.74 |
| WC-CONQ | 90° Adj. Sace Saving Bend | 14.42 |



VIVA FLEXI PAN CONNECTOR

| CODE | DESCRIPTION | Nett Each |
|----------|---------------|-----------|
| PP0002/C | 200-350 | 13.00 |
| PP002 | 300-700 | 13.00 |
| PP0002/B | Pan Con. Bent | 14.00 |




PAN CONNECTOR 4" WHITE

| CODE | DESCRIPTION | Nett Each |
|----------|------------------|-----------|
| WC-CON8F | 4" Pan Connector | 23.38 |



PAN CONNECTOR 4" WHITE

| CODE | DESCRIPTION | Nett Each |
|----------|------------------|-----------|
| WC-CON8V | 4" Pan Connector | 18.26 |




POLYPLUMB BARRIER PIPE

| Code | Size | Each |
|--------|-------------|-------|
| PB315B | 15MM X 3Mtr | 6.57 |
| PB322B | 22MM X 3Mtr | 12.47 |




POLYPLUMB BARRIER PIPE

| Code | Size | Each |
|----------|---------------|--------|
| PB2515B | 15MM X 25Mtr | 52.11 |
| PB5015B | 15MM X 50Mtr | 104.20 |
| PB10015B | 15MM X 100Mtr | 207.19 |
| PB2522B | 22MM X 25Mtr | 101.65 |
| PB5022B | 22MM X 50Mtr | 197.41 |



Straight Coupling

| Code | mm | Each | Nett Price |
|-------|----|------|------------|
| PB015 | 15 | 2.10 | 2.10 |
| PB022 | 22 | 2.79 | 2.79 |




Elbow 90°

| Code | mm | Each | Nett Price |
|-------|----|------|------------|
| PB115 | 15 | 2.45 | 2.45 |
| PB122 | 22 | 3.61 | 3.61 |



Spigot (Street) Elbow

| Code | mm | Each | Nett Price |
|--------|----|------|------------|
| PB1015 | 15 | 2.73 | 2.73 |
| PB1022 | 22 | 4.05 | 4.05 |




Equal Tee

| Code | mm | Each |
|-------|----|------|
| PB215 | 15 | 3.53 |
| PB222 | 22 | 4.61 |




Reducing Tee

| Code | mm | Each |
|--------|----------|------|
| PB1622 | 15x15x22 | 4.69 |
| PB1522 | 22x15x15 | 4.60 |
| PB1422 | 22x15x22 | 4.74 |
| PB1122 | 22x22x15 | 4.71 |




Fitting Reducer

| Code | mm | Each |
|--------|---------|------|
| PB1822 | 22 x 15 | 2.52 |



Male Adapter

| Code | mm | Each |
|--------|---------|-------|
| PB4315 | 15x1/2" | 9.92 |
| PB4322 | 22x3/4" | 14.52 |



Female Adapter

| Code | mm | Each |
|--------|---------|------|
| PB4415 | 15x1/2" | 9.83 |



Tap Connector Bent

| Code | mm | Each |
|--------|---------|------|
| PB1715 | 15x1/2" | 6.03 |




Tap Conn. Straight

| Code | mm | Each |
|---------|---------|------|
| PB715 | 15x1/2" | 3.58 |
| PB71534 | 15x3/4" | 5.19 |
| PB722 | 22x3/4" | 5.65 |



Wallplate Elbow

| Code | mm | Each |
|--------|---------|-------|
| PB1315 | 15x1/2" | 17.89 |



Socket Blank End

| Code | mm | Each |
|--------|----|----------|
| PB1915 | 15 | 1.65 |
| PB1922 | 22 | 2.212.37 |



Pipe Liner

| Code | mm | Each |
|--------|----|------|
| PP6415 | 15 | 0.37 |
| PP6422 | 22 | 0.46 |

FloPlast® POLYETHYLENE PIPE & FITTINGS



MDPE BLUE 25m coil

| Code | Size | Each | Nett Price |
|--------|------------|-------|------------|
| 2025BU | 20MM 25MTR | 15.79 | |
| 2525BU | 25MM 25MTR | 20.30 | |
| 3225BU | 32MM 25MTR | 33.27 | |



Couplings & Reducing couplings

| CODE | SIZE | Each |
|--------|---------|-------|
| 491012 | 20mm | 4.13 |
| 492012 | 25mm | 5.41 |
| 493012 | 32mm | 12.99 |
| 492113 | 25x20mm | 10.05 |
| 493213 | 32x25mm | 17.43 |



Elbow 90°

| CODE | SIZE | Each |
|--------|------|-------|
| 491015 | 20mm | 6.25 |
| 492015 | 25mm | 9.19 |
| 493015 | 32mm | 15.78 |



Tee (Equal)

| CODE | SIZE | Each |
|--------|------|-------|
| 491024 | 20mm | 8.83 |
| 492024 | 25mm | 13.63 |
| 493024 | 32mm | 19.53 |



MDPE BLUE 50m coil

| Code | Size | Each | Nett Price |
|--------|------------|-------|------------|
| 2050BU | 20MM 50MTR | 31.54 | |
| 2550BU | 25MM 50MTR | 40.57 | |
| 3250BU | 32MM 50MTR | 66.53 | |



Liners

| CODE | SIZE | Each |
|--------|------|------|
| 491000 | 20mm | 0.68 |
| 492000 | 25mm | 0.79 |
| 493000 | 32mm | 0.94 |



Stopends

| CODE | SIZE | Each |
|--------|------|--------|
| 491006 | 20mm | P.O.A. |
| 492006 | 25mm | P.O.A. |
| 493006 | 32mm | P.O.A. |



Stopcocks

| CODE | SIZE | Each |
|--------|------|-------|
| 491042 | 20mm | 25.03 |
| 492042 | 25mm | 26.52 |



MDPE BLUE 100m coil

| Code | Size | Each | Nett Price |
|---------|-------------|-------|------------|
| 25100BU | 25MM 100MTR | 74.73 | |



Wall Plate

| CODE | SIZE | Each |
|--------|------|-------|
| 491105 | 20mm | 17.28 |
| 492205 | 25mm | 21.59 |



Transition

| CODE | SIZE | Each |
|--------|------------|-------|
| 491007 | 20x15-21mm | 16.57 |
| 492007 | 25x15-21mm | 17.13 |
| 492008 | 25x21-27mm | 17.72 |
| 492009 | 25x27-34mm | 20.16 |




J. Guest Speed to Copper


| CODE | SIZE | Each |
|------------|------------|------|
| SFMDPE2015 | 20x25mm | 5.50 |
| SFMDPE2515 | 25x15mm | 8.24 |
| SFMDPE2522 | 25x22mm | 6.58 |
| SFMDPE20 | 20mm Liner | 0.37 |
| SFMDPE25 | 25mm Liner | 0.35 |

FloPlast®

RAINWATER



HALF ROUND GUTTER 112mm
 CODE DESCRIPTION Net Price
RG2 2M LENGTH 7.34
RG4 4M LENGTH 9.84



ROUND DOWNPIPE 68mm
 CODE DESCRIPTION Net Price
RP2.5 2.5M LENGTH 8.57
RP4 4M LENGTH 9.84



ANGLE 112mm Net Price
 CODE DESCRIPTION EACH
RA1 90° 4.56



ANGLE 112mm Net Price
 CODE DESCRIPTION EACH
RA2 135° 5.58



OUTLET 112mm Net Price
 CODE DESCRIPTION EACH
RO1 RUNNING 4.01



UNION 112mm Net Price
 CODE DESCRIPTION EACH
RU1 UNION 2.65



OUTLET 112mm Net Price
 CODE DESCRIPTION EACH
RO2 STOP END 4.63



STOP ENDS 112mm Net Price
 CODE DESCRIPTION EACH
RE1 EXTERNAL 2.14



BRACKETS 112mm Net Price
 CODE DESCRIPTION EACH
RK1 FASCIA 0.64



PIPE CONNECTORS Net Price
 CODE DESCRIPTION EACH
RS1 STANDARD 2.00



OFFSET BENDS Net Price
 CODE DESCRIPTION EACH
RB1 92 1/2° 4.35
RB2 112 1/2° 2.65



SHOE Net Price
 CODE DESCRIPTION EACH
RB3 SHOE 3.07



BRANCH 112 1/2° Net Price
 CODE DESCRIPTION EACH
RY1 BRANCH 112 1/2° 7.69



HOPPER HEADS Net Price
 CODE DESCRIPTION EACH
RHS1 STANDARD 11.86




PIPE BRACKETS Net Price
 CODE DESCRIPTION EACH
RC1 PIPE BRACKETS 0.92

OVERFLOW



OVERFLOW PIPE (Solvent)
 CODE DESCRIPTION Net Price
OS01 3mt Length Pipe 2.65



CONNECTOR Net Price
 CODE DESCRIPTION EACH
OS10 Straight Connector 0.80



BEND Net Price
 CODE DESCRIPTION EACH
OS11 90° Bend 0.80



BEND Net Price
 CODE DESCRIPTION EACH
OS12 135° (45°) Bend 0.80



TEE Net Price
 CODE DESCRIPTION EACH
OS13 Tee 0.80



TANK CONNECTOR Net Price
 CODE DESCRIPTION EACH
OS14 Straight 1.13



REDUCER Net Price
 CODE DESCRIPTION EACH
OS17 32MM - Overflo Waste 1.59
OS18 40MM - Overflo Waste 1.59



ANTI SYPHON UNIT Net Price
 CODE DESCRIPTION EACH
AV32 32mm 5.77
AV40 40mm 5.77
AV110 Durgo Internal 18.44



Solvent Cement Net Price
 CODE DESCRIPTION EACH
SG100 Silicone Grease 100gm 9.10



Solvent Cement Net Price
 CODE DESCRIPTION EACH
PVC1 Black Swan 118ml 3.00
PVC2 Black Swan 236ml 4.50
SC250 Floplast 250ml 6.36




| PIPE PLAIN END | | |
|----------------|-------------|-------------|
| CODE | DESCRIPTION | Nett Price* |
| SS1 | Pipe | 18.50 |

* Offer Price



| SOCKETS | | |
|---------|----------------|------------|
| CODE | DESCRIPTION | Nett Price |
| SS106 | Solvent Socket | 9.85 |



| SOCKETS | | |
|---------|-------------|------------|
| CODE | DESCRIPTION | Nett Price |
| SP105 | Push Socket | 5.78 |



| BEND | | |
|-------|-------------|------------|
| CODE | DESCRIPTION | Nett Price |
| SS561 | 90° Elbow | 12.47 |



| BEND | | |
|-------|-------------|------------|
| CODE | DESCRIPTION | Nett Price |
| SS563 | 45° Elbow | 12.47 |



| BEND | | |
|-------|-----------------|------------|
| CODE | DESCRIPTION | Nett Price |
| SS168 | 90° Street Bend | 14.38 |



| BEND | | |
|-------|-----------------|------------|
| CODE | DESCRIPTION | Nett Price |
| SS435 | 45° Street Bend | 9.64 |



| ACCESS BEND | | |
|-------------|-----------------|------------|
| CODE | DESCRIPTION | Nett Price |
| SS569 | 90° Access Bend | 28.87 |



| SINGLE BRANCH | | |
|---------------|-------------------|------------|
| CODE | DESCRIPTION | Nett Price |
| SS191 | 90° Triple Socket | 18.48 |



| SINGLE BRANCH | | |
|---------------|-------------------|------------|
| CODE | DESCRIPTION | Nett Price |
| SS211 | 45° Triple Socket | 20.04 |



| ACCESS PIPE | | |
|-------------|---------------|------------|
| CODE | DESCRIPTION | Nett Price |
| SS275 | Double Socket | 20.68 |



| SHORT BOSS PIPE | | |
|-----------------|-----------------|------------|
| CODE | DESCRIPTION | Nett Price |
| SS583 | Short Boss Pipe | 3.45 |



| SINGLE BRANCH | | |
|---------------|-----------------------|------------|
| CODE | DESCRIPTION | Nett Price |
| SWT28 | 92.5° Branch + 4 Boss | 16.90 |



| ADJUSTABLE BEND | | |
|-----------------|-----------------|------------|
| CODE | DESCRIPTION | Nett Price |
| SP560 | 0-90° Adj. Bend | 26.31 |




| ACCESS CAP | | |
|------------|--------------------|------------|
| CODE | DESCRIPTION | Nett Price |
| SS292 | Screwed Access Cap | 9.68 |

Also available from stock in BLACK



| VENTS | | |
|-------|---------------------|------------|
| CODE | DESCRIPTION | Nett Price |
| SP310 | Extract cowl | 16.46 |
| SS302 | 110mm Vent Terminal | 2.87 |
| SP300 | Weathering Collar | 3.60 |



| BOSS ADAPTOR | | |
|--------------|---------------------|------------|
| CODE | DESCRIPTION | Nett Price |
| SP10 | 32mm Rubber Adaptor | 2.29 |
| SP11 | 40mm Rubber Adaptor | 2.33 |
| SP12 | 50mm Rubber Adaptor | 2.52 |




| BOSS ADAPTOR | | |
|--------------|----------------------|------------|
| CODE | DESCRIPTION | Nett Price |
| SS20 | 32mm Solvent Adaptor | 2.33 |
| SS21 | 40mm Solvent Adaptor | 2.33 |
| SP22 | 50mm Solvent Adaptor | 2.52 |



| STRAP BOSS | | |
|------------|-------------|------------|
| CODE | DESCRIPTION | Nett Price |
| SS319 | Strap Boss | 4.33 |



| PIPE CLIPS | | |
|------------|-------------|------------|
| CODE | DESCRIPTION | Nett Price |
| SS82 | Pipe Clip | 2.82 |



| SOCKET PLUG | | |
|-------------|-------------|------------|
| CODE | DESCRIPTION | Nett Price |
| SP296 | Socket Plug | 5.01 |




| REDUCER | | |
|---------|------------------|------------|
| CODE | DESCRIPTION | Nett Price |
| SP95 | 110x50mm Reducer | 10.20 |



| REDUCER RAINWATER | | |
|-------------------|------------------|------------|
| CODE | DESCRIPTION | Nett Price |
| SP96 | 110x68mm Reducer | 10.20 |



| AIR ADMITTANCE | | |
|----------------|-------------|------------|
| CODE | DESCRIPTION | Nett Price |
| AV110 | Internal | 15.00 |
| AX110 | External | 28.50 |



| WEATHERING SLATE | | |
|------------------|-------------|------------|
| CODE | DESCRIPTION | Nett Price |
| SP320 | 457 x 457 | 33.30 |



PIPE 3M LENGTH Net Price
 CODE DESCRIPTION EACH
 SSUT0001 PLAIN ENDED 10.50



COUPLERS Net Price
 CODE DESCRIPTION EACH
 D105 DOUBLE SOCKET SLIP 3.91



BENDS SINGLE SOCKET Net Price
 CODE DESCRIPTION Net Price
 D161 87 1/2° 6.54
 D163 45° 6.62
 D164 30° 6.97
 D167 15° 6.62



BENDS DOUBLE SOCKET Net Price
 CODE DESCRIPTION Net Price
 D561 87 1/2° 7.34
 D563 45° 7.34
 D564 30° 7.60
 D567 15° 7.60



ADJUSTABLE BEND Net Price
 CODE DESCRIPTION Net Price
 D560 ADJUSTABLE 0-90° 17.60



BENDS DOUBLE SOCKET (Rest) Net Price
 CODE DESCRIPTION Net Price
 D571 REST 87 1/2° 21.35



PLAIN GULLY Net Price
 CODE DESCRIPTION EACH
 D510 PLAIN 24.06



BACK INLET GULLY Net Price
 CODE DESCRIPTION EACH
 D540 BACK INLET 28.08



P TRAP Net Price
 CODE DESCRIPTION EACH
 D501 P TRAP 17.28



HOPPERS Net Price
 CODE DESCRIPTION EACH
 D504 SOLVENT SOCKET
 INC POLY. GRID 7.34



EQUAL JUNCTION Net Price
 CODE DESCRIPTION EACH
 D190 DOUBLE SKT 87 1/2° 12.96




EQUAL JUNCTION Net Price
 CODE DESCRIPTION EACH
 D191 TRIPLE SKT 87 1/2° 14.19



EQUAL JUNCTION Net Price
 CODE DESCRIPTION EACH
 D211 TRIPLE SKT 45° 14.43
 D210 DOUBLE SKT 45° 12.96



FLEXIBLE RUBBER COUPLING Special Price
 CODE DESCRIPTION Net Price
 FERN 4" CLAY > PLASTIC
 120-135 / 100-115 8.00
 FERN 4" CAST IRON > PLASTIC
 100-115 8.00



WASTE PIPE (Solvent) Net Price
 CODE DESCRIPTION Net Price
 WS01 32MM 5.30
 WS02 40MM 6.30
 WS03 50MM 9.35



SWEPT BEND (Solvent) Net Price
 CODE DESCRIPTION Net Price
 WS14 32MM 0.95
 WS15 40MM 0.95
 WS16 50MM 2.21




KNUCKLE BEND (Solvent) Net Price
 CODE DESCRIPTION Net Price
 WS10 32MM 0.95
 WS11 40MM 0.95



OBTUSE BEND (Solvent) Net Price
 CODE DESCRIPTION Net Price
 WS18 32MM 0.95
 WS19 40MM 0.95
 WS20 50MM 2.21



SWIVEL BEND 92 1/2° (Solvent) Net Price
 CODE DESCRIPTION Net Price
 WS26 32MM 0.95
 WS27 40MM 0.95
 WS28 50MM 2.21



SWEPT TEE (Solvent) Net Price
 CODE DESCRIPTION Net Price
 WS22 32MM 1.45
 WS23 40MM 1.45
 WS24 50MM 2.33



SPIGOT BEND 45° (Solvent) Net Price
 CODE DESCRIPTION Net Price
 WS76 32MM 0.95
 WS77 40MM 0.95



STRAIGHT COUPLER (Solvent) Net Price
 CODE DESCRIPTION Net Price
 WS07 32MM 0.95
 WS08 40MM 0.95
 WS09 50MM 2.21



REDUCER (Solvent) Net Price
 CODE DESCRIPTION Net Price
 WS38 40-32MM 0.95
 WS39 50-32MM 2.21
 WS40 50-40MM 2.21



SCREWED ACCESS (Solvent) Net Price
 CODE DESCRIPTION Net Price
 WS30 32MM 0.95
 WS31 40MM 0.95
 WS32 50MM 2.21



PIPE CLIP (Solvent) Net Price
 CODE DESCRIPTION Net Price
 WS34 32MM 0.50
 WS35 40MM 0.50
 WS36 50MM 0.79

Compression Fittings



STRAIGHT COUPLER (Compression)

| CODE | DESCRIPTION | Nett Price |
|------|-------------|------------|
| WC07 | 32MM | 3.33 |
| WC08 | 40MM | 3.67 |



REDUCER (Compression)

| CODE | DESCRIPTION | Nett Price |
|------|-------------|------------|
| WC38 | 40-32MM | 3.90 |



KNUCKLE BEND (Compression)

| CODE | DESCRIPTION | Nett Price |
|------|-------------|------------|
| WC10 | 32MM | 3.50 |
| WC11 | 40MM | 3.71 |



OBTUSE BEND (Compression)

| CODE | DESCRIPTION | Nett Price |
|------|-------------|------------|
| WC18 | 32MM | 3.67 |
| WC19 | 40MM | 3.90 |



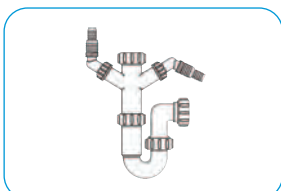
SWEPT TEE (Compression)

| CODE | DESCRIPTION | Nett Price |
|------|-------------|------------|
| WC22 | 32MM | 5.15 |
| WC23 | 40MM | 5.36 |



WASHING MACHINE TRAP

| CODE | DESCRIPTION | Trade Price |
|------|----------------|-------------|
| WM2 | WM TRAP 1 1/2" | 11.06 |



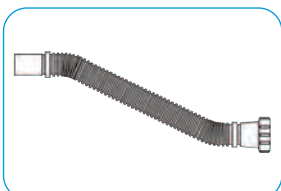
WASHING MACHINE TRAP

| CODE | DESCRIPTION | Trade Price |
|------|----------------------|-------------|
| WM11 | WM & D/WASHER 1 1/2" | 11.59 |



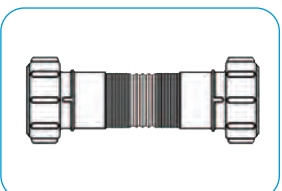
WASHING MACHINE UPSTAND

| CODE | DESCRIPTION | Trade Price |
|------|------------------|-------------|
| WM3 | STANDPIPE 1 1/2" | 9.98 |



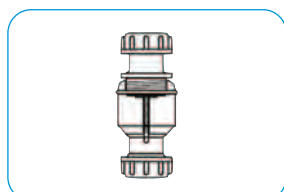
FLEXIBLE WASTE FITTINGS

| CODE | DESCRIPTION | Trade Price |
|-----------|------------------|-------------|
| FLEXCON 1 | CONNECTOR 1 1/4" | 6.30 |
| FLEXCON 2 | CONNECTOR 1 1/2" | 6.45 |



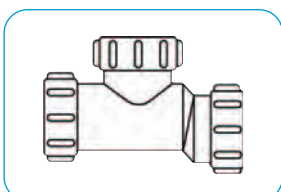
FLEXIBLE WASTE FITTINGS

| CODE | DESCRIPTION | Trade Price |
|-----------|------------------|-------------|
| FLEXCON 3 | UNIVERSAL 1 1/4" | 4.80 |
| FLEXCON 4 | UNIVERSAL 1 1/2" | 5.20 |



NON RETURN VALVE

| CODE | DESCRIPTION | Trade Price |
|----------|----------------------------|-------------|
| CONVALVE | IN LINE NON RETURN 19-22MM | 10.69 |



NON RETURN VALVE

| CODE | DESCRIPTION | Trade Price |
|----------|-------------|-------------|
| T28M-NRV | VALVE | 12.81 |



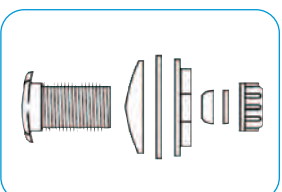
BOWL KIT

| CODE | DESCRIPTION | Trade Price |
|------|-------------------|-------------|
| SK1 | BOWL KIT 1 1/2" | 16.42 |
| SK2 | DOUBLE KIT 1 1/2" | 17.21 |



SOAKAWAY

| CODE | DESCRIPTION | Trade Price |
|---------|-------------|-------------|
| SOAK1GR | SOAKAWAY | 26.63 |



BOSS CONNECTOR

| CODE | DESCRIPTION | Trade Price |
|---------------|--------------------------|-------------|
| BOSSCONN-22MM | SOIL & RAINWATER 19-22MM | 9.28 |



BOTTLE TRAP

| CODE | DESCRIPTION | Trade Price |
|------|-------------------|-------------|
| A10 | 1 1/4" | 6.41 |
| C10 | 1 1/2" | 7.86 |
| A10A | ADJUSTABLE 1 1/4" | 7.77 |
| C10A | ADJUSTABLE 1 1/2" | 9.30 |



EXTENDED SWIVEL P TRAP

| CODE | DESCRIPTION | Trade Price |
|-------|-------------|-------------|
| ASA10 | 1 1/4" 32mm | 6.88 |
| ASC10 | 1 1/2" 40mm | 8.03 |



SWIVEL P TRAP

| CODE | DESCRIPTION | Trade Price |
|------|-------------|-------------|
| SA10 | 1 1/4" | 5.52 |
| SC10 | 1 1/2" | 6.63 |
| SE10 | 2" | 12.16 |




STRAIGHT THROUGH TRAP

| CODE | DESCRIPTION | Trade Price |
|------|-------------|-------------|
| X10 | 1 1/4" | 7.58 |



SWIVEL S TRAP

| CODE | DESCRIPTION | Trade Price |
|------|-------------|-------------|
| SB10 | 1 1/4" | 6.68 |
| SD10 | 1 1/2" | 7.80 |



LOW LEVEL BATH TRAP

| CODE | DESCRIPTION | Trade Price |
|-------|-------------|-------------|
| SM10E | 1 1/2" | 6.68 |




SHALLOW BATH TRAP

| CODE | DESCRIPTION | Trade Price |
|------|-------------|-------------|
| Q10 | 1 1/2" | 5.10 |




SHOWER TRAP 70mm FLANGE

| CODE | DESCRIPTION | Trade Price |
|--------|---------------|-------------|
| STW3-R | CHROME 1 1/2" | 11.39 |



SHOWER TRAP 90mm

| CODE | DESCRIPTION | Trade Price |
|--------------|-------------|-------------|
| ST90CP10-HP2 | 90mm TRAP | 2725 |



MAGNA VALVE

| CODE | DESCRIPTION | Trade Price |
|---------|-------------|-------------|
| WTSTC32 | 32mm | 14.17 |
| WTSTC40 | 40mm | 14.17 |

**STRAIGHT COUPLING**

| CODE | mm | Nett Each |
|-------|----|-----------|
| EFC8 | 8 | 0.18 |
| EFC10 | 10 | 0.20 |
| EFC15 | 15 | 0.19 |
| EFC22 | 22 | 0.52 |
| EFC28 | 28 | 0.78 |

**IMP. TO METRIC COUPLING**


| CODE | mm | Nett Each |
|---------|-----------|-----------|
| EFA1512 | 15 x 1/2" | 0.58 |
| EFA2234 | 22 x 3/4" | 1.04 |
| EFA281 | 28 x 1" | 1.58 |

**EQUAL TEE**


| CODE | mm | Nett Each |
|-------|----|-----------|
| EFT8 | 8 | 0.42 |
| EFT10 | 10 | 0.49 |
| EFT12 | 12 | 0.64 |
| EFT15 | 15 | 0.56 |
| EFT22 | 22 | 1.50 |
| EFT28 | 28 | 2.66 |

**REDUCING TEE BRANCH**

| CODE | mm | Nett Each |
|-----------|----------|-----------|
| EFT222215 | 22x22x15 | 1.34 |
| EFT282815 | 28x28x15 | 2.36 |
| EFT282822 | 28x28x22 | 3.18 |

**REDUCING TEE END**

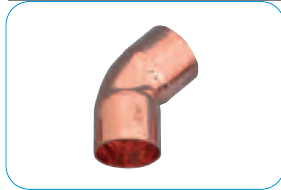
| CODE | mm | Nett Each |
|-----------|----------|-----------|
| EFT221522 | 22x15x22 | 1.98 |

**REDUCING TEE END & BRANCH**

| CODE | mm | Nett Each |
|-----------|----------|-----------|
| EFT221515 | 22x15x15 | 1.70 |

**90° ELBOW**

| CODE | mm | Nett Each |
|-------|----|-----------|
| EFE8 | 8 | 0.29 |
| EFE10 | 10 | 0.31 |
| EFE15 | 15 | 0.27 |
| EFE22 | 22 | 0.76 |
| EFE28 | 28 | 1.48 |

**OBTUSE ELBOW**

| CODE | mm | Nett Each |
|--------|----|-----------|
| EFOE15 | 15 | 0.32 |
| EFOE22 | 22 | 0.76 |
| EFOE28 | 28 | 1.44 |

**STREET ELBOW**


| CODE | mm | Nett Each |
|--------|----|-----------|
| EFSE15 | 15 | 0.33 |
| EFSE22 | 22 | 0.92 |
| EFSE28 | 28 | 1.98 |

**OBTUSE STREET ELBOW**

| CODE | mm | Nett Each |
|---------|----|-----------|
| EFOES15 | 15 | 0.40 |
| EFOES22 | 22 | 1.04 |
| EFOES28 | 28 | 1.98 |

**FULL CROSS OVER**

| CODE | mm | Nett Each |
|--------|----|-----------|
| EFFC15 | 15 | 1.20 |
| EFFC22 | 22 | 3.20 |

**PART CROSS OVER**

| CODE | mm | Nett Each |
|--------|----|-----------|
| EFPC15 | 15 | 1.02 |
| EFPC22 | 22 | 2.78 |

**END CAP**

| CODE | mm | Nett Each |
|--------|----|-----------|
| EFEC15 | 15 | 0.17 |
| EFEC22 | 22 | 0.41 |
| EFEC28 | 28 | 0.74 |

**FITTING REDUCER**


| CODE | mm | Nett Each |
|---------|-------|-----------|
| EFR158 | 15x8 | 0.50 |
| EFR1510 | 15x10 | 0.40 |
| EFR1512 | 15x12 | 0.33 |
| EFR2215 | 22x15 | 0.64 |
| EFR2815 | 28x15 | 1.16 |
| EFR2822 | 28x22 | 0.96 |

**TAP CONN. STRAIGHT**

| CODE | mm | Nett Each |
|---------|---------|-----------|
| EFT1512 | 15x1/2" | 0.92 |
| EFT2234 | 22x3/4" | 1.82 |

**TAP CONN. BENT**

| CODE | mm | Nett Each |
|----------|---------|-----------|
| EFBT1512 | 15x1/2" | 1.36 |
| EFBT2234 | 22x3/4" | 2.54 |

**CYLINDER SWIVEL STRAIGHT**

| CODE | mm | Nett Each |
|---------|-------|-----------|
| EFCSW22 | 22x1" | 2.22 |

**MANUAL AIR VENT**

| CODE | mm | Nett Each |
|------|----|-----------|
| AV15 | 15 | 0.54 |



P.O.A.

GAS PIPE AND FITTINGS**GAS COCK**

| Code | Description | Nett Each |
|--------|-------------|-----------|
| GC802 | 8mm Valve | 3.40 |
| GC1502 | 15mm Valve | 3.80 |

**BAYONET**

| Code | Description | Nett Each |
|------|-------------|-----------|
| RE12 | ELBOW 1/2" | 4.08 |
| RS12 | STRAIGHT | 3.90 |

**GAS HOSE**

| Code | Description | Nett Each |
|------|-------------|-----------|
| CH4 | 4ft BAYONET | 11.90 |

**COOKER STABILITY**

| Code | Description | Nett Each |
|------|-------------|-----------|
| CSC | KIT | 2.03 |

**CORE VENT**

| Code | Description | Nett Each |
|-------|---------------|-----------|
| GAS2H | 5" 100,000BTU | 26.51 |



STRAIGHT COUPLING

| CODE | mm | Nett Each |
|-------------|----|-----------|
| CC08 | 8 | 0.90 |
| CC10 | 10 | 0.98 |
| CC15 | 15 | 1.36 |
| CC15 REPAIR | | 3.94 |
| CC22 | 22 | 2.36 |
| CC28 | 28 | 3.79 |



REDUCING COUPLING

| CODE | mm | Nett Each |
|--------|-------|-----------|
| CC1508 | 15x8 | 1.40 |
| CC1510 | 15x10 | 1.34 |
| CC1512 | 15x12 | 1.50 |
| CC2215 | 22x15 | 2.14 |
| CC2822 | 28x22 | 3.46 |



90° ELBOW

| CODE | mm | Nett Each |
|------|----|-----------|
| CE08 | 8 | 1.10 |
| CE10 | 10 | 1.36 |
| CE15 | 15 | 1.50 |
| CE22 | 22 | 2.80 |
| CE28 | 28 | 4.68 |



MALE IRON > COPP. ELBOW

| CODE | mm | Nett Each |
|----------|---------|-----------|
| CEMI1512 | 15x1/2" | 1.80 |
| CEMI1534 | 15x3/4" | 2.80 |
| CEMI2234 | 22x3/4" | 3.38 |
| CEMI221 | 22x1" | 4.22 |
| CEMI281 | 28x1" | 5.80 |



FEMALE IRON > COPP. ELBOW

| CODE | mm | Nett Each |
|----------|---------|-----------|
| CEFI1512 | 15x1/2" | 1.40 |
| CEFI1534 | 15x3/4" | 3.02 |
| CEFI2234 | 22x3/4" | 2.72 |
| CEFI221 | 22x1" | 3.68 |
| CEFI281 | 28x1" | 3.98 |



MALE IRON > COPPER

| CODE | mm | Nett Each |
|----------|---------|-----------|
| CCMI0814 | 8x1/4" | 0.82 |
| CCMI0838 | 8x3/8" | 0.86 |
| CCMI1014 | 10x1/4" | 0.96 |
| CCMI1038 | 10x3/8" | 1.14 |
| CCMI1514 | 15x1/4" | 1.18 |
| CCMI1538 | 15x3/8" | 1.50 |
| CCMI1512 | 15x1/2" | 1.42 |
| CCMI1534 | 15x3/4" | 2.22 |
| CCMI2234 | 22x3/4" | 2.86 |
| CCMI221 | 22x1" | 3.50 |
| CCMI281 | 28x1" | 3.94 |



FEMALE IRON > COPPER

| CODE | mm | Nett Each |
|----------|---------|-----------|
| CCFI0814 | 8x1/4" | 0.90 |
| CCFI1014 | 10x1/4" | 0.92 |
| CCFI1038 | 10x3/8" | 0.94 |
| CCFI1514 | 15x1/4" | 1.46 |
| CCFI1538 | 15x3/8" | 1.20 |
| CCFI1512 | 15x1/2" | 1.10 |
| CCFI1534 | 15x3/4" | 1.50 |
| CCFI2234 | 22x3/4" | 1.96 |
| CCFI221 | 22x1" | 2.36 |
| CCFI281 | 28x1" | 3.08 |



EQUAL TEE

| CODE | mm | Nett Each |
|------|----|-----------|
| CT08 | 8 | 1.50 |
| CT10 | 10 | 1.62 |
| CT15 | 15 | 2.20 |
| CT22 | 22 | 3.98 |
| CT28 | 28 | 6.52 |



REDUCING TEE

| CODE | mm | Nett Each |
|----------|----------|-----------|
| CT222215 | 22x22x15 | 3.66 |
| CT221522 | 22x15x22 | 3.96 |
| CT221515 | 22x15x15 | 3.52 |



END CAP

| CODE | mm | Nett Each |
|------|----|-----------|
| CS08 | 8 | 0.52 |
| CS10 | 10 | 0.54 |
| CS15 | 15 | 0.82 |
| CS22 | 22 | 1.46 |
| CS28 | 28 | 2.32 |



TAP CONN. BENT

| CODE | mm | Nett Each |
|---------|---------|-----------|
| CBT1512 | 15x1/2" | 2.22 |
| CBT2234 | 22x3/4" | 5.76 |



TAP CONN. STRAIGHT

| CODE | mm | Nett Each |
|---------|---------|-----------|
| CTC1512 | 15x1/2" | 1.90 |
| CTC2234 | 22x3/4" | 3.84 |



TANK CONNECTIONS

| CODE | mm | Nett Each |
|-------|----|-----------|
| CTC15 | 15 | 2.54 |
| CTC22 | 22 | 4.20 |
| CTC28 | 28 | 5.50 |



WALL PLATE

| CODE | mm | Nett Each |
|---------|---------|-----------|
| CWP1512 | 15x1/2" | 2.08 |



3 PIECE REDUCING SET

| CODE | mm | Nett Each |
|--------|-------|-----------|
| CR1508 | 15x8 | 0.74 |
| CR1510 | 15x10 | 0.62 |
| CR2215 | 22x15 | 0.98 |
| CR2822 | 28x22 | 1.52 |



BLANKING DISC

| CODE | mm | Nett Each |
|------|----|-----------|
| BD15 | 15 | 0.90 |
| BD22 | 22 | 0.64 |
| BD28 | 28 | 1.02 |



STRAIGHT COUPLING

| CODE | mm | Nett Each |
|-------|----|-----------|
| SRC15 | 15 | 0.37 |
| SRC22 | 22 | 0.87 |



90° ELBOW

| CODE | mm | Nett Each |
|-------|----|-----------|
| SRE15 | 15 | 0.49 |
| SRE22 | 22 | 1.27 |



OBTUSE ELBOW

| CODE | mm | Nett Each |
|--------|----|-----------|
| SROE15 | 15 | 1.34 |
| SROE22 | 22 | 1.34 |



STREET ELBOW

| CODE | mm | Nett Each |
|--------|----|-----------|
| SRSE15 | 15 | 0.63 |
| SRSE22 | 22 | 1.43 |



EQUAL TEE

| CODE | mm | Nett Each |
|-------|----|-----------|
| SRT15 | 15 | 1.02 |
| SRT22 | 22 | 2.38 |



REDUCING TEE

| CODE | mm | Nett Each |
|-----------|----------|-----------|
| SRT222215 | 22x22x15 | 2.18 |
| SRT221522 | 22x15x22 | 2.62 |
| SRT221515 | 22x15x15 | 2.53 |



FITTING REDUCER

| CODE | mm | Nett Each |
|---------|-------|-----------|
| SRR2215 | 22x15 | 0.76 |



TAP CONN. STRAIGHT

| CODE | mm | Nett Each |
|---------|---------|-----------|
| SRT1512 | 15x1/2" | 1.67 |
| SRT2234 | 22x3/4" | poa |



END CAP

| CODE | mm | Nett Each |
|--------|----|-----------|
| SREC15 | 15 | poa |
| SREC22 | 22 | poa |

**CHROME STRAIGHT COUPLING**

| CODE | SIZE | Nett Each |
|-------|------|-----------|
| CC15C | 15mm | 1.58 |

**CHROME ELBOW**

| CODE | SIZE | Nett Each |
|-------|------|-----------|
| CE15C | 15mm | 1.65 |

**CHROME EQUAL TEE**

| CODE | SIZE | Nett Each |
|-------|------|-----------|
| CT15C | 15mm | 2.48 |

**CHROME MALE IRON >COPPER ADPT.**

| CODE | SIZE | Nett Each |
|-----------|-----------|-----------|
| CCMI1512C | 15 x 1/2" | 1.05 |

**CHROME FEMALE IRON >COPPER ADPT.**

| CODE | SIZE | Nett Each |
|-----------|-----------|-----------|
| CCFI1512C | 15 x 1/2" | 1.33 |

**CHROME WALLPLATE ELBOW**

| CODE | SIZE | Nett Each |
|----------|-------------|-----------|
| CWP1512C | 15mm x 1/2" | 2.38 |

**CHROME SCHOOL BOARD CLIPS**

| CODE | SIZE | Nett Each |
|------------|------|-----------|
| CP CLIP 15 | 15mm | 0.58 |

**CHROME STOP END**

| CODE | SIZE | Nett Each |
|-------|------|-----------|
| CS15C | 15mm | 1.05 |

**BRASS SOCKET**

| Code | SIZE | Nett Each |
|------|------|-----------|
| BS12 | 1/2" | 1.24 |
| BS34 | 3/4" | 1.84 |
| BS1 | 1" | 2.78 |

**BRASS PLUG**

| Code | SIZE | Nett Each |
|------|------|-----------|
| BP14 | 1/4" | 0.38 |
| BP38 | 3/8" | 0.72 |
| BP12 | 1/2" | 0.68 |
| BP34 | 3/4" | 1.10 |
| BP1 | 1" | 1.70 |

**BRASS CAP**

| Code | SIZE | Nett Each |
|------|------|-----------|
| BC14 | 1/4" | 0.38 |
| BC38 | 3/8" | 0.52 |
| BC12 | 1/2" | 0.60 |
| BC34 | 3/4" | 0.88 |
| BC1 | 1" | 1.60 |

**BRASS BUSH**

| Code | SIZE | Nett Each |
|--------|-------------|-----------|
| BB1218 | 1/2" x 1/8" | 0.84 |
| BB1238 | 1/2" x 3/8" | 0.50 |
| BB1214 | 1/2" x 1/4" | 0.72 |
| BB3814 | 3/8" x 1/4" | 0.38 |
| BB3412 | 3/4" x 1/2" | 0.76 |
| BB134 | 1" x 3/4" | 1.34 |

**BRASS HEXAGON NIPPLE**

| Code | SIZE | Nett Each |
|------|------|-----------|
| BN14 | 1/4" | 0.48 |
| BN38 | 3/8" | 0.64 |
| BN12 | 1/2" | 1.00 |
| BN34 | 3/4" | 1.34 |
| BN1 | 1" | 2.34 |

**BRASS TAP EXTENSION**

| Code | SIZE | Nett Each |
|-------|------|-----------|
| BTE12 | 1/2" | 1.28 |
| BTE34 | 3/4" | 2.60 |

**BRASS BACKNUT**

| Code | SIZE | Nett Each |
|--------|--------|-----------|
| BBN114 | 1 1/4" | 1.70 |


Pipe Insulation

**PIPE INSULATION**

| 9mm Thick | | Box Qty | 1Mtr Len | Per Box |
|-----------|------|---------|----------|---------|
| CODE | SIZE | Mtrs | Len | Box |
| PL159 | 15mm | 190 | 1.18 | 148.83 |
| PL229 | 22mm | 125 | 1.43 | 118.75 |
| PL289 | 28mm | 95 | 1.78 | 112.42 |

**PIPE INSULATION**


| 13mm Thick | | Box Qty | 1Mtr Len | Per Box |
|------------|------|---------|----------|---------|
| CODE | SIZE | Mtrs | Len | Box |
| PL1513 | 15mm | 128 | 1.35 | 115.20 |
| PL2213 | 22mm | 90 | 1.78 | 106.50 |
| PL2813 | 28mm | 70 | 2.03 | 94.50 |

**PIPE INSULATION**

| 19mm Thick | | Box Qty | 1Mtr Len | Per Box |
|------------|------|---------|----------|---------|
| CODE | SIZE | Mtrs | Len | Box |
| PL1519 | 15mm | 134 | 2.98 | 132.88 |
| PL2219 | 22mm | 54 | 3.48 | 125.10 |
| PL2819 | 28mm | 48 | 3.98 | 127.20 |

**HAIRFELT PIPE INSULATION**

| Code | Description | Per Roll |
|--------|----------------------|----------|
| FFL | 24ft WRAP ROUND | 3.76 |
| SL2215 | 15-22mm 72ft SLEEVED | 12.09 |



GATE VALVE B.S.

| CODE | size | Nett Each |
|------|------|-----------|
| GV15 | 15mm | 4.18 |
| GV22 | 22mm | 5.65 |
| GV28 | 28mm | 9.27 |



GATE VALVE LOCKHIELD

| CODE | size | Nett Each |
|--------|------|-----------|
| GV15LS | 15mm | 4.42 |
| GV22LS | 22mm | 5.65 |



STOPCOCK B.S.

| CODE | size | Nett Each |
|------|------|-----------|
| SC15 | 15mm | 4.10 |
| SC22 | 22mm | 7.32 |




HOSE UNION BIBTAP

| CODE | size | Nett Each |
|------|------|-----------|
| HU12 | 1/2" | 4.20 |




SERVICE VALVE

| CODE | size | Nett Each |
|-------|----------------------|-----------|
| SVS15 | 15mm x 1/2" STRAIGHT | 1.52 |
| SVA15 | 15mm x 1/2" ANGLED | 1.92 |



STOPCOCK POLY TO COPPER

| CODE | size | Nett List |
|--------|---------|-----------|
| PS1520 | 20x15mm | 6.12 |
| PS1525 | 25x15mm | 6.52 |
| PS2225 | 25x22mm | 10.78 |



WASHING MACHINE VALVE

| CODE | size | Nett Each |
|-------|----------------------|-----------|
| WMVS | 15mm x 3/4" STRAIGHT | 1.37 |
| WMVA | 15mm x 3/4" ANGLED | 1.48 |
| WMVT | 15mm x 3/4" TEE | 2.45 |
| WMSCT | WM self cutting tap | 5.57 |



ISOLATING VALVE

| CODE | size | Nett Each |
|-------|--------------------|-----------|
| BL15C | 15mm LP Iso. Valve | 1.13 |
| BL22C | 22mm LP Iso. Valve | 3.07 |




FULL BORE ISOLATING VALVE

| CODE | size | Nett Each |
|--------------|----------------|-----------|
| FULL(304613) | 15mm Full Bore | 2.63 |
| FULL(304635) | 22mm Full Bore | 6.08 |



ISOLATING VALVE

| CODE | size | Nett Each |
|--------|-----------------------|-----------|
| BLA15C | 15mm Bent Iso. Valve | 2.60 |
| BL15L | 15mm Lever Iso. Valve | 1.55 |
| FLAT | 15mm x 1/2" | 1.63 |
| FLAT+ | 15mm x 3/8" | 1.82 |



LEVER BALL VALVES
Red Handle

| CODE | size | Nett Each |
|--------|------|-----------|
| LBV15R | 15mm | 3.66 |
| LBV22R | 22mm | 4.76 |
| LBV28R | 28mm | 10.82 |



LEVER BALL VALVES
Blue Handle

| CODE | size | Nett Each |
|--------|------|-----------|
| LBV15B | 15mm | 3.66 |
| LBV22B | 22mm | 4.76 |
| LBV28B | 28mm | 10.82 |



LEVER BALL VALVES
Yellow Handle Suitable for Gas

| CODE | size | Nett Each |
|--------|------|-----------|
| GLBV15 | 15mm | 5.25 |
| GLBV22 | 22mm | 7.72 |
| GLBV28 | 28mm | 11.78 |



BALL VALVE

| CODE | size | Nett Each |
|------|-------------|-----------|
| BV01 | 1/2" PART 1 | 4.38 |
| BV09 | 1/2" PART 2 | 4.97 |



BALL VALVE FLOAT

| CODE | size | Nett Each |
|-------|--------------|-----------|
| FLOAT | 4 1/2" ROUND | 0.98 |

(DBS0420)



DRAINCOCK

| CODE | size | Nett Each |
|-------|-------------|-----------|
| DC15A | 15mm TYPE A | 1.25 |



LEAD LINERS

| CODE | size | Nett Each |
|----------|------------|-----------|
| LL15 5LB | 15mm X 5LB | 6.64 |
| LL15 6LB | 15mm X 6LB | 7.55 |
| LL15 7LB | 15mm X 7LB | 7.25 |



CHECK VALVE

| CODE | size | Nett Each |
|-------|-------------|-----------|
| CV15 | 15mm SINGLE | 1.62 |
| CV22 | 22mm SINGLE | 3.50 |
| CV155 | 15mm DOUBLE | 2.78 |
| CV122 | 22mm DOUBLE | 5.38 |



PUMP VALVE

| CODE | size | Nett Each |
|--------|----------------|-----------|
| PV222C | 22mm BALL TYPE | 4.88 |
| PV282C | 28mm BALL TYPE | 5.98 |
| PV221C | 22mm GATE TYPE | 4.87 |
| PV281C | 28mm GATE TYPE | 7.25 |



RADIATOR AIR VENT

| CODE | mm | Nett Each |
|------|--------------------------|-----------|
| RV12 | Chrome Radiator Air Vent | 4.52 |



PRESSURE REDUCING VALVE

| CODE | size | Nett Each |
|---------|----------------|-----------|
| 533841H | 15mm INC GAUGE | 33.33 |
| 533851H | 22mm INC GAUGE | 33.77 |



SAFETY RELIEF VALVE

| CODE | size | Nett Each |
|--------|--------------------|-----------|
| 311430 | 1/2" 3Bar NO GAUGE | 9.20 |
| 311460 | 1/2" 6Bar NO GAUGE | 10.27 |




AUTOMATIC AIR VENT

| CODE | size | Nett Each |
|--------|----------------|-----------|
| 502649 | 15mm AUTO VENT | 7.50 |




OLIVES

| CODE | mm | Nett Each |
|---------|-------------|-----------|
| CO1008B | 8 BRASS | 0.10 |
| CO1010B | 10 BRASS | 0.12 |
| CO1015B | 15 BRASS | 0.16 |
| CO1015C | 15 COPPER | 0.16 |
| CO1020C | 20 COPPER | 0.34 |
| CO1022B | 22 BRASS | 0.22 |
| CO1022C | 22 COPPER | 0.24 |
| CO1025 | 25 COPPER | 0.40 |
| CO1028C | 28 COPPER | 0.36 |
| CO1034C | 3/4" COPPER | 0.34 |



ESSEX FLANGES

| CODE | SIZE | Nett Each |
|------|------|-----------|
| EF22 | 22MM | 26.84 |




SURREY FLANGES

| CODE | SIZE | Nett Each |
|------|-----------|-----------|
| SF15 | 15MM x 1" | 24.93 |
| SF22 | 22MM x 1" | 27.37 |



IMMERSION PLUG + WASHER


| CODE | SIZEEACH | Nett Each |
|------|----------------|-----------|
| IMP | 2 1/4" BSP3.95 | 3.78 |



TESLA INCALOY IMMERSION HEATERS
Fully Incaloy including stat pocket

| CODE | DESCRIPTION | Nett Each |
|-----------------|-------------------------|-----------|
| TIH640 (391510) | 11" HEATER & THERMOSTAT | 18.89 |
| TIH650 (391570) | 27" HEATER & THERMOSTAT | 24.55 |

FITTED WITH THERMOSTAT & ADDITIONAL SEPERATE MANUAL RESET SAFETY CUT-OUT TO BS EN 60335-2-73



TESLA ROD THERMOSTATS

| CODE | DESCRIPTION | Nett Each |
|----------------|-------------|-----------|
| TS220 (391575) | 7" | 6.42 |
| TS225 (391580) | 11" | 6.74 |
| TS230 (391585) | 18" | 6.94 |

For retrofit in heaters without a safety cut-out fitted.
WITH PRE-SET INDEPENDENT OVER TEMPERATURE CUT-OUT TO BS EN 60335-2-73



FULL CHROME RAD VALVE

| Code | Description | Nett Pair |
|------|--------------|-----------|
| MRVC | Corner Valve | 18.00 |




FULL CHROME RAD VALVE

| Code | Description | Nett Pair |
|------|--------------|-----------|
| MRVM | Angled Valve | 14.00 |




FULL CHROME RAD VALVE

| Code | Description | Nett Pair |
|--------|----------------|-----------|
| MRVMST | Straight Valve | 14.00 |




ALTECNIC ECOPAC TRV PACKS

| Code | Description | Nett Each |
|--------|--------------------------------|------------|
| 200445 | ANGLED TRV AND RAD VALVE White | Each 21.90 |
| | | 10+ 20.44 |
| | | 20+ 19.16 |



ALTECNIC RADIATOR VALVES

| Code | Description | Nett Each |
|------------|----------------------|-----------|
| 410415 | 15mm Angled | 8.48 |
| ER-15MMVAL | 15mm Angled (Budget) | 4.21 |



ALTECNIC ECOPAC TRV AND RAD VALVE

| Code | Description | Nett Each |
|--------|-----------------|-----------|
| 200455 | Chrome Angled | 40.13 |
| 200485 | Chrome Straight | 42.94 |



TOWER TRV

| Code | Description | Nett Each |
|------|---------------|-----------|
| TRV | TRV Only | 5.75 |
| TRV+ | TRV & LS Pack | 6.99 |



THERMOSTATIC RADIATOR VALVE

| Code | Description | Nett Each |
|--------|----------------|-----------|
| RT212 | TRV 15mm | 10.34 |
| RT212+ | TRV & L/S Pack | 13.84 |



RADIATOR VALVE ANGLED

| Code | Description | Nett Each |
|------|-------------|-----------|
| RV15 | 15mm Angled | 3.12 |

Radiators

EcoRad RADIATORS PRICE LIST - MARCH 2023



| SIZE | | SINGLES | | | | P+ | | | | DOUBLES | | | |
|--------|-------|---------|-------|----------|----------|-------|-------|------|----------|---------|-------|-------|----------|
| Height | Width | Code | Watts | BTUs | Price | Code | Watts | BTUs | Price | Code | Watts | BTUs | Price |
| 300mm | 500 | TS305 | 258 | 880 | £ 21.42 | | | | | TD305 | 492 | 1679 | £ 34.83 |
| | 1000 | TS310 | 515 | 1757 | £ 34.12 | | | | | TD310 | 983 | 3354 | £ 59.96 |
| | 1200 | TS312 | 618 | 2109 | £ 42.84 | | | | | TD312 | 1180 | 4026 | £ 74.57 |
| | 1400 | TS314 | 721 | 2460 | £ 47.81 | | | | | TD314 | 1376 | 4695 | £ 83.95 |
| | 2000 | TS320 | 1030 | 3515 | £ 67.01 | | | | | TD320 | 1966 | 6708 | £ 120.20 |
| 400mm | 400 | TS404 | 271 | 925 | £ 20.24 | | | | | TD404 | 504 | 1720 | £ 30.78 |
| | 600 | TS406 | 406 | 1385 | £ 22.95 | TP406 | 586 | 2000 | £ 31.87 | TD406 | 755 | 2576 | £ 42.23 |
| | 800 | TS408 | 542 | 1849 | £ 26.17 | TP408 | 782 | 2668 | £ 42.49 | TD408 | 1007 | 3436 | £ 48.87 |
| | 1000 | TS410 | 677 | 2310 | £ 32.43 | TP410 | 977 | 3334 | £ 53.10 | TD410 | 1259 | 4296 | £ 61.04 |
| | 1200 | TS412 | 812 | 2771 | £ 38.92 | TP412 | 1172 | 3999 | £ 63.73 | TD412 | 1511 | 5156 | £ 73.25 |
| | 1400 | TS414 | 948 | 3235 | £ 45.39 | TP414 | 1368 | 4668 | £ 74.35 | TD414 | 1763 | 6016 | £ 85.46 |
| | 1600 | TS416 | 1083 | 3695 | £ 51.88 | | | | | TD416 | 2014 | 6872 | £ 97.66 |
| | 1800 | TS418 | 1219 | 4159 | £ 58.37 | | | | | TD418 | 2266 | 7732 | £ 109.87 |
| | 2000 | TS420 | 1354 | 4620 | £ 64.85 | | | | | TD420 | 2518 | 8592 | £ 122.07 |
| | 2200 | TS422 | 1489 | 5081 | £ 81.35 | | | | | TD422 | 2770 | 9452 | £ 190.82 |
| | 2400 | TS424 | 1625 | 5545 | £ 88.75 | | | | | TD424 | 3022 | 10311 | £ 208.16 |
| | 2600 | TS426 | 1760 | 6005 | £ 95.97 | | | | | | | | |
| | 2800 | TS428 | 1896 | 6469 | £ 103.54 | | | | | | | | |
| 3000 | TS430 | 2031 | 6930 | £ 110.94 | | | | | | | | | |
| 500mm | 400 | TS504 | 331 | 1129 | £ 21.75 | TP504 | 470 | 1604 | £ 35.31 | TD504 | 605 | 2064 | £ 39.16 |
| | 500 | TS505 | 414 | 1413 | £ 24.73 | | | | | TD505 | 757 | 2583 | £ 43.48 |
| | 600 | TS506 | 497 | 1696 | £ 27.71 | TP506 | 705 | 2406 | £ 41.46 | TD506 | 908 | 3098 | £ 47.81 |
| | 700 | TS507 | 580 | 1979 | £ 29.13 | TP507 | 823 | 2808 | £ 48.29 | TD507 | 1059 | 3613 | £ 55.74 |
| | 800 | TS508 | 662 | 2259 | £ 33.12 | TP508 | 940 | 3207 | £ 55.06 | TD508 | 1210 | 4129 | £ 63.56 |
| | 900 | TS509 | 745 | 2542 | £ 37.53 | TP509 | 1058 | 3610 | £ 61.84 | TD509 | 1362 | 4647 | £ 71.47 |
| | 1000 | TS510 | 828 | 2825 | £ 41.13 | TP510 | 1175 | 4009 | £ 68.66 | TD510 | 1513 | 5163 | £ 79.40 |
| | 1100 | TS511 | 911 | 3108 | £ 45.51 | TP511 | 1293 | 4412 | £ 75.46 | TD511 | 1664 | 5678 | £ 87.27 |
| | 1200 | TS512 | 994 | 3392 | £ 49.36 | TP512 | 1410 | 4811 | £ 82.42 | TD512 | 1816 | 6196 | £ 95.26 |
| | 1300 | TS513 | 1076 | 3671 | £ 55.02 | TP513 | 1528 | 5214 | £ 94.24 | TD513 | 1967 | 6712 | £ 107.01 |
| | 1400 | TS514 | 1159 | 3955 | £ 57.58 | TP514 | 1645 | 5613 | £ 96.21 | TD514 | 2118 | 7227 | £ 111.14 |
| | 1600 | TS516 | 1325 | 4521 | £ 65.81 | TP516 | 1880 | 6415 | £ 109.88 | TD516 | 2421 | 8261 | £ 127.02 |
| | 1800 | TS518 | 1490 | 5084 | £ 74.03 | | | | | TD518 | 2723 | 9291 | £ 142.89 |
| | 2000 | TS520 | 1656 | 5651 | £ 82.26 | | | | | TD520 | 3026 | 10325 | £ 158.77 |
| | 2400 | TS524 | 1987 | 6780 | £ 98.71 | | | | | TD524 | 3631 | 12389 | £ 270.72 |
| 2600 | TS526 | 2153 | 7346 | £ 106.93 | | | | | | | | | |
| 2800 | TS528 | 2318 | 7909 | £ 115.16 | | | | | | | | | |
| 3000 | TS530 | 2484 | 8476 | £ 123.38 | | | | | | | | | |
| 600mm | 400 | TS604 | 387 | 1320 | £ 23.64 | TP604 | 545 | 1860 | £ 34.51 | TD604 | 699 | 2385 | £ 41.14 |
| | 500 | TS605 | 484 | 1651 | £ 27.21 | TP605 | 681 | 2324 | £ 40.06 | TD605 | 874 | 2982 | £ 47.09 |
| | 600 | TS606 | 581 | 1982 | £ 28.80 | TP606 | 817 | 2788 | £ 42.19 | TD606 | 1048 | 3576 | £ 51.07 |
| | 700 | TS607 | 678 | 2313 | £ 31.48 | TP607 | 953 | 3252 | £ 49.20 | TD607 | 1223 | 4173 | £ 59.58 |
| | 800 | TS608 | 774 | 2641 | £ 35.80 | TP608 | 1090 | 3719 | £ 56.11 | TD608 | 1398 | 4770 | £ 68.01 |
| | 900 | TS609 | 871 | 2972 | £ 40.11 | TP609 | 1226 | 4183 | £ 63.00 | TD609 | 1572 | 5364 | £ 76.43 |
| | 1000 | TS610 | 968 | 3303 | £ 44.38 | TP610 | 1362 | 4647 | £ 70.05 | TD610 | 1747 | 5961 | £ 84.91 |
| | 1100 | TS611 | 1065 | 3634 | £ 48.59 | TP611 | 1498 | 5111 | £ 76.93 | TD611 | 1922 | 6558 | £ 93.36 |
| | 1200 | TS612 | 1162 | 3965 | £ 53.25 | TP612 | 1634 | 5575 | £ 84.01 | TD612 | 2096 | 7152 | £ 101.89 |
| | 1300 | TS613 | 1258 | 4292 | £ 59.88 | TP613 | 1771 | 6043 | £ 94.40 | TD613 | 2271 | 7749 | £ 116.98 |
| | 1400 | TS614 | 1355 | 4623 | £ 62.13 | TP614 | 1907 | 6507 | £ 98.02 | TD614 | 2446 | 8346 | £ 118.88 |
| | 1500 | TS615 | 1452 | 4954 | £ 68.97 | TP615 | 2043 | 6971 | £ 108.13 | TD615 | 2621 | 8943 | £ 132.95 |
| | 1600 | TS616 | 1549 | 5285 | £ 71.00 | TP616 | 2179 | 7435 | £ 111.93 | TD616 | 2795 | 9537 | £ 137.17 |
| | 1800 | TS618 | 1742 | 5944 | £ 79.87 | TP618 | 2452 | 8367 | £ 126.08 | TD618 | 3145 | 10731 | £ 154.31 |
| | 2000 | TS620 | 1936 | 6606 | £ 89.61 | TP620 | 2724 | 9295 | £ 140.09 | TD620 | 3494 | 11922 | £ 171.46 |
| | 2200 | TS622 | 2130 | 7268 | £ 105.39 | | | | | | | | |
| | 2400 | TS624 | 2323 | 7926 | £ 114.98 | | | | | TD624 | 4193 | 14307 | £ 295.25 |
| 2600 | TS626 | 2517 | 8588 | £ 124.55 | | | | | | | | | |
| 2800 | TS628 | 2710 | 9247 | £ 134.14 | | | | | | | | | |
| 3000 | TS630 | 2904 | 9909 | £ 143.72 | | | | | | | | | |
| 700mm | 400 | TS704 | 438 | 1495 | £ 28.56 | TP704 | 616 | 2102 | £ 45.41 | TD704 | 785 | 2679 | £ 51.04 |
| | 500 | TS705 | 548 | 1870 | £ 31.73 | | | | | TD705 | 982 | 3351 | £ 58.19 |
| | 600 | TS706 | 658 | 2245 | £ 33.76 | TP706 | 923 | 3149 | £ 53.67 | TD706 | 1178 | 4020 | £ 61.92 |
| | 700 | TS707 | 767 | 2617 | £ 39.17 | | | | | TD707 | 1374 | 4688 | £ 72.15 |
| | 800 | TS708 | 877 | 2992 | £ 44.55 | TP708 | 1231 | 4200 | £ 70.83 | TD708 | 1570 | 5357 | £ 82.36 |
| | 900 | TS709 | 986 | 3364 | £ 49.91 | | | | | TD709 | 1767 | 6029 | £ 92.62 |
| | 1000 | TS710 | 1096 | 3740 | £ 55.22 | TP710 | 1539 | 5251 | £ 87.79 | TD710 | 1963 | 6698 | £ 102.87 |
| | 1100 | TS711 | 1206 | 4115 | £ 65.29 | | | | | TD711 | 2159 | 7367 | £ 121.64 |
| | 1200 | TS712 | 1315 | 4487 | £ 71.23 | TP712 | 1847 | 6302 | £ 113.25 | TD712 | 2356 | 8039 | £ 132.69 |
| | 1400 | TS714 | 1534 | 5234 | £ 83.10 | | | | | TD714 | 2748 | 9377 | £ 154.81 |

E&OE ~ ALL PRICES ARE SUBJECT TO VAT~ OUTPUTS TO DELTA T50

Dartford. Phone: 01322 271171 / 01322 286868 email: info@gws.ltd

On-line Shop www.gwsupplies.co.uk

All Prices + VAT E&OE
Gurney & White Ltd.©

Telford Unvented Cylinders



Telford Tempest **Direct**

Connections 125-300litre:

Cold Feed

Secondary Return (200Litre ≥)

Hot draw off

Immersion Boss (x 2)

Thread Size

22mm Comp

22mm Comp

22mm Comp

1 3/4"

| Product Code | Capacity (litres) | Height (mm) | Dia. (mm) | Rating | Price |
|--------------|-------------------|-------------|-----------|--------|--------|
| TSMD090 | 90 | 750 | 510 | D | 482.65 |
| TSMD125 | 125 | 935 | 510 | D | 482.65 |
| TSMD150 | 150 | 1060 | 510 | D | 503.34 |
| TSMD170 | 170 | 1200 | 510 | D | 524.03 |
| TSMD200 | 200 | 1120 | 554 | D | 544.71 |
| TSMD250 | 250 | 1330 | 554 | D | 587.80 |
| TSMD300 | 300 | 1650 | 554 | D | 629.03 |

Telford Tempest **Indirect**

Connections 125-300litre:

Cold Feed

Boiler Return

Boiler Flow

Secondary Return (200Litre ≥)

Hot draw off

Immersion Boss

Thread Size

22mm Comp

22mm Comp

22mm Comp

22mm Comp

22mm Comp

1 3/4"

| Product Code | Capacity (litres) | Height (mm) | Dia. (mm) | Rating | Price |
|--------------|-------------------|-------------|-----------|--------|--------|
| TSMI90 | 90 | 750 | 510 | B | 520.59 |
| TSMI125 | 125 | 935 | 510 | B | 520.59 |
| TSMI150 | 150 | 1060 | 510 | C | 542.99 |
| TSMI170 | 170 | 1200 | 510 | C | 563.68 |
| TSMI200 | 200 | 1120 | 554 | C | 582.64 |
| TSMI250 | 250 | 1330 | 554 | D | 656.74 |
| TSMI300 | 300 | 1650 | 554 | D | 699.85 |



INDIRECT INSULATED COPPER CYLINDERS

| CODE | SIZE | Nett Each |
|-------|--------------------|-----------|
| 3616I | 36 x 16 (900x400) | 208.74 |
| 3618I | 36 x 18 (900x450) | 213.09 |
| 4216I | 42 x 16 (1050x400) | 213.54 |
| 4218I | 42 x 18 (1050x450) | 254.82 |
| 4818I | 48 x 18 (1200x450) | 300.97 |



EVOKE Combi Boiler (7Year Warranty) Complete with Flue

| Part No. | Model | Price |
|---|-------------------|--------|
| EVOKE 28 | 28kW Combi Boiler | 621.00 |
| EVOKE 33 | 33kW Combi Boiler | 659.00 |
| OPTIONS | | |
| Extra 1 Year Warranty with Cyclone Filter | | +90.00 |
| Upgrade to an RF Stat | | +50.00 |



E-TEC Plus Combi Boiler

| Part No. | Model | DHW Output | CH Output | Flow Rate 35° | Price |
|----------|---------------|------------|-----------|---------------|--------|
| 3.028466 | E-TEC Plus 28 | 28.3 | 26.1 | 12.1 | 727.24 |
| 3.028467 | E-TEC Plus 33 | 32.0 | 29.7 | 14.1 | 802.72 |

712 x 440 x 268mm

Features overview

- 10 year warranty
- Stainless steel heat exchanger
- High efficiency Grundfos pump and hydroblock assembly.
- Single electrode.
- Easy-access dry-change NTCs on front of pipes
- Combined condensate and pressure relief valve connection
- Zinc plated expansion vessel to prevent corrosion.
- Copper pipe tails with isolation valves.
- Integrated filling loop.
- Control panel and bottom cover



E-TEC System Boiler

| Part No. | Model | DHW Output | CH Output | Flow Rate 35° | Price |
|----------|-----------|------------|-----------|---------------|--------|
| 3.028469 | E-TEC 20S | n/a | 26.1 | - | 723.84 |
| 3.028470 | E-TEC 30S | n/a | 29.7 | - | 778.92 |

20s 712 x 440 x 255

30s 712 x 440 x 276

Features overview

- 5 year warranty.
- Stainless steel heat exchanger.
- High efficiency Grundfos pump and hydroblock assembly.
- Single electrode.
- Easy-access dry-change NTCs
- Combined condensate and pressure relief valve connection.
- Zinc plated expansion vessel to prevent corrosion.

E-Tec S boilers come in a choice of two fully-modulating outputs of 20 or 30kW.



E-TEC Open Vent Boiler

| Part No. | Model | Price |
|----------|---------------------|--------|
| 3.028463 | E-TEC 15R Heat Only | 631.36 |
| 3.028464 | E-TEC 20R Heat Only | 678.28 |
| 3.028465 | E-TEC 25R Heat Only | 757.84 |

600 x 390 x 305mm

Features overview

- 7 year warranty.
- Stainless steel heat exchanger.
- New backlit display.
- Easy access dry-change NTCs.
- Optional external pump wiring.
- Compact dimensions of 600 x 390 x 305mm enable the E-Tec regular boiler to be easily sited. With the E-Tec 25R being the heaviest at just 27kg, all three models in the range are a simple one-man lift.

An E-Tec regular boiler is the ideal choice if replacing an old cast iron boiler.



Flue & Accessories

| Part No. | Description | Price |
|-----------------|--|--------|
| 6.2000510 | Easyflue 500mm Telescopic | 53.66 |
| 6.2001010 | Easyflue 1000mm Telescopic | 83.58 |
| 6.2001300 Black | Plume Man Kit 1000m Extension 2 x 90° Elbows | 65.09 |
| 6.2001310 Black | Plume Man Kit 1000m Extension | 21.11 |
| 6.2001345 Black | Plume Man 45° Elbows x 3 | 27.27 |
| 6.2001390 Black | Plume Man 90° Elbows x 2 | 20.23 |
| 6.2001050 | Flue 1000mm Extension | 48.64 |
| 6.2000590 | Flue 90° Flue Bend | 35.72 |
| 6.2000545 | Flue 45° Flue Bend | 38.00 |
| 6.2000520 | Vertical Flue Terminal inc. 1000mm Flue | 101.17 |
| 6.1000380 | Alpha Pitched Slate | 39.59 |
| 6.1000201 | 24hr Single Chanel Plug-In Timer | 31.67 |
| 3.028667 | Prem Pack Plus E-TEC | 182.10 |
| 3.028421 | Prem Pack Pro EVOKE | 182.10 |
| 3.028658 | Pipe Crossover Kit | 29.03 |
| 3.026374 | ALPHA Condense Pump | 74.57 |
| 3.024172 | Cyclone Filter | 104.69 |
| 3.022383 | Weather Compensator | 21.99 |
| 7.2000050 | Easy-Stat RF Stat | 53.66 |
| 7.2000155 | Connect Internet Stat | 87.10 |



Atlantic

Boiler, Flue & Clock

(5 Years Warranty)

| | | Price |
|--------------|------------------------|--------|
| ATLANTIC C24 | Boiler, Flue and Clock | 600.00 |
| ATLANTIC C30 | Boiler, Flue and Clock | 655.00 |
| ATLANTIC C35 | Boiler, Flue and Clock | 720.00 |

Dimensions:
700H x 395W x 285D



Logic + Combi

Boiler, Flue & Clock

(7 Years Warranty)

| | | Price |
|----------|------------------------|----------|
| LOGIC+24 | Logic +24 Combi Boiler | 818.60 |
| LOGIC+30 | Logic +30 Combi Boiler | 900.18 |
| LOGIC+35 | Logic +35 Combi Boiler | 1,017.05 |

Dimensions:
700H x 395W x 278D

Flue Accessories



| | | |
|--------|-------------------------------------|--------|
| 208178 | Logic/Vogue Plume Kit | 88.93 |
| 208169 | Logic Telescopic Flue | 91.90 |
| 203129 | Flue Extension 1000mm | 44.96 |
| 203130 | 90° Elbow | 33.89 |
| 203131 | 45° Elbows (Pair) | 61.80 |
| 211039 | Roof Kit Including Vertical Adaptor | 129.90 |
| 208175 | Vertical Adaptor | 48.59 |
| 203228 | Plume Extension 1Mtr | 31.26 |
| 203229 | Plume 90° Elbow | 34.05 |
| 203230 | Plume 45° Elbow (Pair) | 38.62 |
| 152258 | Ideal Weather Slate | 42.93 |
| 222971 | Ideal System Filter | 110.45 |
| 205990 | Logic Rear Flue | 49.57 |
| 215390 | Logic Mech Clock | 54.96 |



Greenstar 2000 Combi Boiler

Dimensions (mm)

| Model | H. | W. | D. |
|-------|-----|-----|-----|
| 25kW | 724 | 400 | 300 |
| 33kW | 724 | 400 | 300 |



Our Boiler Price Does NOT Include Flue or Clock

- Domestic hot water control added to the boiler fascia, to complement the central heating control, allowing the homeowner to benefit from increased functionality.
- Now compatible with a full suite of Worcester intelligent and weather compensation controls.
- Switch mode power supply to reduce energy consumption in standby mode by 61%.
- A rated efficiency (SEDBUK 2005 value).
- 2 year guarantee, 10 year guarantee on primary heat exchanger and 5 year anti-scale guarantee on domestic hot water heat exchanger (subject to terms and conditions).
- Compact dimensions – space saving, siting flexibility and a class-leading lift weight of 26kg.

| CODE | Description | DHW Flow Rate | CH-KW | BTU | Special Price |
|------------|------------------------|---------------|-------|-----|---------------|
| 7736902099 | 2000 25kW Combi Boiler | 9.0 | 20 | - | 715.10 |
| 7736902100 | 2000 30kW Combi Boiler | 10.8 | 20 | - | 812.00 |



Greenstar 4000 Combi Boiler

Dimensions (mm)

| Model | H. | W. | D. |
|-------|-----|-----|-----|
| 25kW | 724 | 400 | 300 |
| 30kW | 724 | 400 | 300 |



Our Boiler Price Does NOT Include Flue or Clock

- A rated efficiency (SEDBUK 2005 value).
- 5 year boiler guarantee terms and conditions apply (standard guarantee: 2 years).
- 10 year guarantee on primary heat exchanger and 5 year anti-scale guarantee on domestic hot water heat exchanger (subject to terms and conditions).
- The expansion vessel has a simple drop lock mechanism that connects directly onto the hydraulic unit.
- Ability to pre-plumb all 7 connections without the boiler being on the wall – gas, water, PRV & condensate connections.
- LCD boiler display for operation status, commissioning features and diagnostics.

| CODE | Description | DHW Flow Rate | CH-KW | BTU | Special Price |
|------------|-----------------|---------------|-------|-----|---------------|
| 7733600371 | 4000 25kW Combi | 9.0 | 24 | - | 982.00 |
| 7733600373 | 4000 30kW Combi | 10.8 | 24 | - | 1,100.15 |



RI Heat Only Boiler

Dimensions (mm)

| Model | H. | W. | D. |
|-------|-----|-----|-----|
| All | 600 | 390 | 270 |


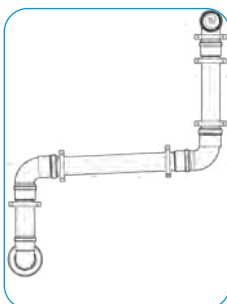
Our Boiler Price Does NOT Include Flue or Clock

- Fits in a standard kitchen cupboard
- Simple boiler controls
- Suitable for homes where the heating system includes a hot water storage cylinder
- Frost protection is also included, reducing frost risk if installed in a garage or loft
- Can be used with Greenskies solar panels for energy and cost savings
- Up to 7 Years Guarantee

| CODE | Description | DHW Flow Rate | CH-KW | BTU | Special Price |
|---------|-----------------------|---------------|-------|---------|---------------|
| WOR12RI | 12RI Heat Only Boiler | - | - | 40,956 | 846.85 |
| WOR15RI | 15RI Heat Only Boiler | - | - | 51,195 | 880.00 |
| WOR18RI | 18RI Heat Only Boiler | - | - | 61,434 | 939.50 |
| WOR24RI | 24RI Heat Only Boiler | - | - | 81,912 | 970.95 |
| WOR27RI | 27RI Heat Only Boiler | - | - | 92,151 | 1,095.90 |
| WOR30RI | 30RI Heat Only Boiler | - | - | 102,390 | 1,139.25 |



Plume Kit & Accessories



| CODE | Description | Special Price |
|------------|-----------------------|---------------|
| 7716191086 | Plume Kit | 69.89 |
| 7716191087 | Plumb Extension 1Mtr. | 23.94 |
| 7716191088 | Plumb 90° Elbow | 28.72 |
| 7716191089 | Plumb 45° Elbow | 24.89 |



Flue & Accessories



| CODE | Description | Special Price |
|------------|---------------------------------|---------------|
| 7716191082 | Greenstar Standard Flue | 85.19 |
| 7716191171 | Greenstar Long Tele Flue | 89.87 |
| 7719002432 | Greenstar Vertical Adaptor | 42.13 |
| 7719002430 | Greenstar Vertical Flue | 115.85 |
| 7716191083 | Greenstar Flue Extension 1000mm | 45.96 |
| 7716191085 | Greenstar 45° Flue Bend (Pair) | 68.94 |
| 7716191084 | Greenstar 90° Flue Bend | 37.34 |
| 7716192036 | Greenstar Mechanical MT10 Clock | 52.83 |
| 7733600002 | Comfort RF I/SI/CDI | 132.13 |
| 7716192610 | Keyless Filling Link | 24.46 |
| 7738112338 | Comfort RF 8000 | 107.61 |
| 7738112324 | Comfort RF 2 8000 | 135.00 |
| 7733600236 | 22mm System Filler | 132.13 |


ECO FIT PURE COMBI BOILER
Dimensions (mm)

| Model | H. | W. | D. |
|-------|-----|-----|-----|
| 25kW | 700 | 390 | 295 |
| 32kW | 700 | 390 | 295 |
| 35kW | 700 | 390 | 295 |

 ErP rating for central heating A
 ErP rating for hot water A

| CODE | Description | DHW Flow Rate | SEDBUK SAP % | Special Price |
|---------------|------------------------------------|---------------|--------------|---------------|
| ECO FIT 79969 | Pure 825 25kW Pack Horizontal Flue | 10.4 | 89.0 | 1,064.51 |
| ECO FIT 79970 | Pure 830 30kW Pack Horizontal Flue | 12.2 | 89.0 | 1,122.94 |
| ECO FIT 79971 | Pure 835 35kW Pack Horizontal Flue | 14.1 | 89.4 | 1,187.49 |
| ECO FIT 79906 | Pure 825 25kW Pack Vertical Flue | 10.4 | 89.0 | 1,064.51 |
| ECO FIT 79907 | Pure 830 30kW Pack Vertical Flue | 12.2 | 89.0 | 1,122.94 |
| ECO FIT 79908 | Pure 835 35kW Pack Vertical Flue | 14.1 | 89.4 | 1,187.49 |

ecoFIT pure combi

- The cupboard-size combination boiler for any home
- High performance build, smart controls and efficiency
- Compact enough to fit in a kitchen cupboard
- Quiet Mark approved, meaning it's one of the quietest products in its category
- Free 2 year out the box guarantee. Upgrade to 10 year free extended guarantee when registered through Vaillant Advance with a Advance boiler protection kit.


ECOTEC PLUS COMBI BOILER
Dimensions (mm)

| Model | H. | W. | D. |
|-------|-----|-----|-----|
| 25kW | 720 | 440 | 338 |
| 32kW | 720 | 440 | 338 |
| 35kW | 720 | 440 | 372 |
| 38kW | 720 | 440 | 406 |

SEDBUK

A

OUR BOILER PRICE DOES NOT INCLUDE FLUE OR CLOCK

| CODE | Description | DHW Flow Rate | kW | Special Price |
|------------|-------------------------|---------------|------|---------------|
| 0010021823 | 25kW Ecotec Plus Boiler | 10.5 | 19.6 | 1,166.26 |
| 0010021824 | 32kW Ecotec Plus Boiler | 13 | 24.7 | 1,281.72 |
| 0010021822 | 35kW Ecotec Plus Boiler | 14.3 | 31 | 1,354.40 |
| 0010021826 | 38kW Ecotec Plus Boiler | 15.9 | 28.9 | 1,436.74 |

- Latest generation high efficiency boiler
- High Condensing efficiency
- SEDBUK Band 'A'
- Compact dimensions
- Large surface area stainless steel heat exchanger
- 'AquaComfort' system providing instantaneous hot water and constant temperature
- Main system components built in (pump, expansion vessel, automatic air vent and bypass, frost thermostat)
- Built-in status / diagnostic display
- Single electronic circuit board


ECOTEC PLUS SYSTEM BOILER
Dimensions (mm)

| Model | H. | W. | D. |
|-------|-----|-----|-----|
| 12kW | 720 | 440 | 338 |
| 15kW | 720 | 440 | 338 |
| 18kW | 720 | 440 | 338 |
| 24kW | 720 | 440 | 338 |
| 30kW | 720 | 440 | 372 |
| 37kW | 720 | 440 | 406 |

SEDBUK

A

OUR BOILER PRICE DOES NOT INCLUDE FLUE OR CLOCK

| CODE | Description | DHW Flow Rate | kW | Special Price |
|------------|-------------------------|---------------|------|---------------|
| 0010021828 | 12kW Plus System Boiler | N/A | 12.4 | 937.18 |
| 0010021829 | 15kW Plus System Boiler | N/A | 15.5 | 981.80 |
| 0010021831 | 18kW Plus System Boiler | N/A | 18.6 | 1,085.76 |
| 0010021832 | 24kW Plus System Boiler | N/A | 24.7 | 1,226.52 |
| 0010021833 | 30kW Plus System Boiler | N/A | 30.9 | 1,321.74 |
| 0010021835 | 37kW Plus System Boiler | N/A | 38.1 | 1,469.86 |

- Latest generation high efficiency boiler
- High Condensing efficiency
- SEDBUK Band 'A'
- Compact dimensions - 720 x 440 x 335
- Large surface area stainless steel heat exchanger
- Main system components built in (pump, expansion vessel, automatic air vent and bypass, frost thermostat)
- Built-in status / diagnostic display
- Single electronic circuit board


ECOTEC PLUS CONVENTIONAL HEAT ONLY
Dimensions (mm)

| Model | H. | W. | D. |
|-------|-----|-----|-----|
| 12kW | 600 | 375 | 316 |
| 15kW | 600 | 375 | 316 |
| 18kW | 600 | 375 | 316 |
| 25kW | 600 | 375 | 316 |
| 30kW | 600 | 375 | 316 |
| 38kW | 600 | 375 | 340 |

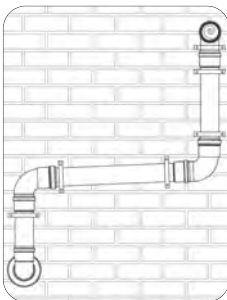
SEDBUK

A

OUR BOILER PRICE DOES NOT INCLUDE FLUE OR CLOCK

| CODE | Description | DHW Flow Rate | kW | Special Price |
|------------|-----------------------------------|---------------|------|---------------|
| 0010021220 | 12kW Ecotec Plus Heat Only Boiler | N/A | 12.3 | 812.98 |
| 0010021221 | 15kW Ecotec Plus Heat Only Boiler | N/A | 15.3 | 887.04 |
| 0010021222 | 18kW Ecotec Plus Heat Only Boiler | N/A | 18.4 | 979.04 |
| 0010021223 | 25kW Ecotec Plus Heat Only Boiler | N/A | 24.7 | 1,037.92 |
| 0010021224 | 30kW Ecotec Plus Heat Only Boiler | N/A | 30.6 | 1,096.80 |
| 0010015674 | 35kW Ecotec Plus Heat Only Boiler | N/A | 38.4 | 1,577.04 |

- High condensing efficiency
- SEDBUK band 'A'
- Ideal for boiler replacements or new installations
- Stainless steel main heat exchanger
- All compression fittings
- Built-in comprehensive status / diagnostic display
- Single electronic circuit board


PLUME

Flue & Accessories


| CODE | Description | Special Price |
|------------|-----------------------------------|---------------|
| 0020219517 | Standard Flue Kit | 82.87 |
| 0020219518 | Tele Flue Kit | 103.87 |
| 0020223472 | Vertical Flue Terminal Kit | 120.84 |
| 303902 | Flue Extension 470mm | 33.00 |
| 303903 | Flue Extension 970mm | 47.70 |
| 303905 | Flue Extension 1970mm | 87.00 |
| 303911 | 45° Elbow (Pair) | 71.10 |
| 303910 | 90° Elbow | 40.20 |
| 303935 | Flue Brackets | 40.80 |
| 308650 | Spacer Frame | 47.10 |
| 303980 | Flexi Pitched Slate | 30.30 |
| 0020116882 | 24Hr Plug In Mechanical Clock 150 | 49.60 |
| 0020124498 | 7 Day Plug In Digital Clock 160 | 72.78 |
| 0020223154 | vSmart Combi Pack | 178.80 |
| 20278309 | 22mm Protection Kit | 146.51 |

| CODE | Description | Special Price |
|------------|-------------------------------|---------------|
| 0010049131 | 0.7Mtr Flue + PMK Kit Black | 162.60 |
| 0010049133 | 1.7Mtr Flue + PMK Kit Black | 205.80 |
| 0010049137 | 0.7Mtr Flue + Deflector Black | 139.80 |
| 0010049139 | 1.7Mtr Flue + Deflector Black | 157.80 |



TIMESWITCH

| CODE | DESCRIPTION | Nett Price |
|---------|-----------------------|------------|
| ST9100A | 24hr 2 ON/OFF Per Day | 46.12 |
| ST9100C | 7Day 3 ON/OFF Per Day | 61.85 |



PROGRAMMERS

| CODE | DESCRIPTION | Nett Price |
|---------|-----------------------------------|------------|
| ST9400A | 24hr 2 ON/OFF Per Day | 65.19 |
| ST9400C | 7 Day or 5/2 Day 3 ON/OFF Per Day | 78.80 |



WIRELESS ROOM STATS

| CODE | DESCRIPTION | Nett Price |
|-----------------|--------------------------|------------|
| DT92E | Digital RF Eco Room Stat | 77.52 |
| Y3H710RF0053T3R | 7 Day RF Prog Stat | 65.37 |



MANUAL ROOM STATS

| CODE | DESCRIPTION | Nett Price |
|------------|----------------------|------------|
| T6360B1028 | STANDARD 240V 10-30° | 19.92 |

FROST STAT

| CODE | DESCRIPTION | Nett Price |
|------------|------------------|------------|
| T4360A1009 | FROST STAT 3-25° | 25.34 |



DIGITAL ROOM STAT

| CODE | DESCRIPTION | Nett Price |
|-----------|-----------------|------------|
| DT90E1012 | DT90 ELECTRONIC | 35.39 |



THERMOSTATS

| CODE | DESCRIPTION | Nett Price |
|-----------|----------------------|------------|
| L641A1039 | CYLINDER STAT 40-80° | 24.78 |




DRAYTON 3 Port Valve

| CODE | DESCRIPTION | Nett Price |
|-----------|---|------------|
| MA1/679-3 | 3-Port Motorised Mid Position Valve 22 mm | 63.68 |



DRAYTON 2 Port Valve

| CODE | DESCRIPTION | Nett Price |
|-----------|-----------------------------------|------------|
| ZA5/679-2 | 2-Port Motorised Zone Valve 22 mm | 48.75 |



Honeywell WIRING UNITS

| CODE | DESCRIPTION | Nett Price |
|--------------|---------------------|------------|
| 42002116-002 | JUNCTION BOX 10 WAY | 11.37 |
| 42005748-001 | WIRING CENTRE | 19.44 |




MOTORISED VALVES

| CODE | DESCRIPTION | Nett Price |
|------------|-------------------------------|------------|
| V4043H1056 | 22MM 2 PORT ZONE VALVE 5 WIRE | 65.32 |
| V4043H1106 | 28MM 2 PORT ZONE VALVE 5 WIRE | 92.99 |



MOTORISED VALVES

| CODE | DESCRIPTION | Nett Price |
|------------|--------------------------------|------------|
| V4073A1039 | 22MM 3 PORT MID-POSITION VALVE | 92.70 |
| V4073A1088 | 28MM 3 PORT MID-POSITION VALVE | 115.16 |



REPLACEMENT HEADS

| CODE | DESCRIPTION | Nett Price |
|--------------|--------------------------|------------|
| 40003916-001 | V4043H 2 PORT POWER HEAD | 51.15 |
| 40003916-003 | V4073A 3 PORT POWER HEAD | 78.26 |

SYNCRON MOTORS

| CODE | DESCRIPTION | Nett Price |
|------|----------------|------------|
| SM | UNIVERSAL 240V | 10.50 |



TIME SWITCHES

| CODE | DESCRIPTION | Nett EACH |
|-------|-----------------------|-----------|
| LP111 | 24HR 2 On/Off Per Day | 51.13 |
| LP711 | 7 Day 2On/Off Per Day | 52.17 |



PROGRAMMERS

| CODE | DESCRIPTION | Nett EACH |
|-------|--------------------|-----------|
| LP112 | 24-Hour Programmer | 53.99 |
| LP722 | 7-Day Programmer | 56.22 |



DIGISTAT RANGE (DRAYTON)


| CODE | DESCRIPTION | Nett EACH |
|--------|---|-----------|
| RF601N | STANDARD DIGITAL WIRELESS | 74.25 |
| RF701N | 7 Day Wireless Programmable Room Thermostat | 73.04 |


Wi-Fi Thermostat

| CODE | DESCRIPTION | EACH |
|-----------------|--------------------------|-------|
| CHOICERSTATWIFI | 7day x 6 Prog Wi-Fi Stat | 95.00 |


Boost Timers

| CODE | DESCRIPTION | EACH |
|-------|-----------------------------------|-------|
| PSPBF | 2 Hour + Boost Timer Fused Spur | 29.31 |
| PSPS | 2 Hour + Boost 16A Switched Timer | 38.01 |


Powersave Dual Flexi with Boost

| CODE | DESCRIPTION | EACH |
|-------|---|-------|
| PSPF2 | 24h Timer + Boost for Single, Dual and Twin Immersion Heaters | 22.67 |


Cylinder Thermostat

| CODE | DESCRIPTION | EACH |
|-------------|-----------------------------|-------|
| CHOICECSTAT | Easy Fix Cylinder Termostat | 13.60 |


Mechanical Thermostat

| CODE | DESCRIPTION | EACH |
|--------------|-------------------------------|-------|
| CHOICERSTAT1 | Room Stat 2 Wire Installation | 11.66 |


Wireless Thermostat

| CODE | DESCRIPTION | EACH |
|--------------|---|-------|
| CHPRSTATDPRF | Programmable Digital Display Thermostat | 69.68 |


Tower 2 Port Valve

| CODE | DESCRIPTION | Nett EACH |
|------------|-------------------|-----------|
| INDI-2PORT | 22mm 2 Port Valve | 41.00 |


Tower 3 Port Valve

| CODE | DESCRIPTION | Nett EACH |
|----------|-------------------|-----------|
| INDI-MID | 22mm 3 Port Valve | 43.00 |


Tower Power Head (Fits Honeywell)

| CODE | DESCRIPTION | Nett EACH |
|--------|-------------------|-----------|
| A2PORT | 2 Port Valve Head | 36.00 |
| A3MID | 3 Port Valve Head | 40.00 |


MAGNACLEAN System Cleaner

| CODE | DESCRIPTION | SPECIAL |
|-------------|---------------------|---------|
| MAGNACLEAN2 | 22mm System Cleaner | 89.00 |


Tower MAGFLO

| CODE | DESCRIPTION | SPECIAL |
|-------------|-----------------|---------|
| INDI-FILTER | Magnetic Filter | 50.00 |


Tower Compliance Pack

| CODE | DESCRIPTION | Nett EACH |
|------|-----------------|-----------|
| CP | Compliance Pack | 76.00 |



GRUNDFOS PUMPS

| CODE | DESCRIPTION | Nett EACH |
|------|-------------|---------------|
| UPS3 | PUMP | 119.00 |



ECLIPSE

| CODE | DESCRIPTION | EACH |
|-----------|-----------------|-------|
| ECLIPSE A | Pump 4/5/6 Head | 60.00 |



TFC Secondary Return Pump

| CODE | DESCRIPTION | Nett EACH |
|--------------|-------------|-----------|
| INDI-BRZPUMP | Pump 15/50 | 125.00 |



PRESSURE VESSEL & BRACKET

| CODE | DESCRIPTION | Nett EACH |
|---------|-------------|-----------|
| HVB8C | 8 LITRE | 30.46 |
| HVB12C | 12 LITRE | 32.42 |
| HVB18C | 18 LITRE | 35.00 |
| HVB25C | 25 LITRE | 38.46 |
| ROBOKIT | Kit | 38.09 |



POTABLE VESSEL

| CODE | DESCRIPTION | Nett EACH |
|-------------|----------------------|-----------|
| POT ER-PV12 | 12Ltr POT Vessel | 37.60 |
| POT ER-PV19 | 19Ltr POT Vessel | 45.21 |
| POT ER-PV24 | 24Ltr POT Vessel | 53.81 |
| POT RS-MB2 | POT Bracket 5-18 Ltr | 11.31 |
| POT RS-MB24 | POT Bracket 25L Only | 16.00 |




EXPANSION VESSEL

| CODE | DESCRIPTION | Nett EACH |
|-------------|---------------|-----------|
| 0093100002S | Expansion Kit | 32.00 |



BYPASS VALVES

| CODE | DESCRIPTION | Nett EACH |
|------------------|------------------|-----------|
| ABP ER-22MMANGBI | 22mm Auto Bypass | 10.00 |



ALTECNIC MIXING VALVES

| CODE | DESCRIPTION | Nett EACH |
|---------------|-------------------|-----------|
| MIX CA-100822 | 15MM Mixing Valve | 36.51 |
| MIX CA-100824 | 22MM Mixing Valve | 49.16 |



AURES IN-LINE WATER HEATER

| CODE | DESCRIPTION | Nett EACH |
|-----------------|----------------------------|-----------|
| AURES (3195216) | 9.5kW In-Line Water Heater | 104.50 |



ANDRIS 10L UNDER SINK WATERHEATER

| CODE | DESCRIPTION | Nett EACH |
|----------------|--------------------------|-----------|
| AL10 (3100306) | 2kW 10Ltr Under sink W/H | 105.00 |



ANDRIS 15L UNDER SINK WATERHEATER

| CODE | DESCRIPTION | Nett EACH |
|----------------|--------------------------|-----------|
| AL15 (3100310) | 2kW 15Ltr Under sink W/H | 117.50 |



PICCOLO WATER HEATER

| CODE | DESCRIPTION | Nett EACH |
|-------------------|-------------------------|-----------|
| PICCOLO (3100525) | 5Lt 2kW Oversink Heater | 100.00 |



BRISTAN
showers taps accessories

BRISTAN Sonique
Exposed Shower & Riser Kit
£170.50



BRISTAN
showers taps accessories

BRISTAN Frenzy
£103.28



BRISTAN
showers taps accessories

BRISTAN Zing
£76.39




 **Imex**

IMEX Bloque SQ BQRRPDF
Dual Head Bar Valve
£199.50



 **Imex**

IMEX ARCO XCRRPDF
Dual Head Bar Valve
£151.13




Highlife
BATHROOMS

STROMA
Thermo Bath Shower Mixer £95.00
Extension Legs £25.00



BARRA
Monoblock Kitchen Sink Mixer 14431
£30.50



TWEED
Cruciform Kitchen Sink Mixer
£56.00



DON
Monoblock Kitchen Sink Mixer 13231
£69.00



SLR
Monoblock Kitchen Sink Mixer 44432
£38.00



Bath & Basin Click Waste
Basin 10909SE £13.00
Bath 10922L £22.00




LEVEN
Bath Screen 30003
£77.00



Fife 12513
Mono Basin Mixer + Waste
£60.00



Fife 12521
Bath Filler
£97.50




Fife 12525
Bath Shower Mixer
£117.50



SKYE 13413
Mono Basin Mixer + Waste
£45.50



SKYE 13421
Bath Filler
£74.00



SKYE 13425
Bath Shower Mixer
£89.00



Coll 17213
Mono Basin Mixer + Waste
£65.50



Coll 17221
Bath Filler
£94.00



Coll 17225
Bath Shower Mixer
£103.99



BLITZ

| Part No. | Description | Price |
|-----------|----------------------------------|--------|
| BTZ BAS C | BLITZ BASIN MONO + Clicker Waste | 64.17 |
| BTZ BF C | BLITZ BATH FILLER | 114.28 |
| BTZ BSM C | BLITZ BATH SHOWER MIXER | 136.28 |



ASTER

| Part No. | Description | Price |
|-----------|----------------------------------|-------|
| AST BAS C | ASTER BASIN MONO + Clicker Waste | 47.95 |
| AST BF C | ASTER BATH FILLER | 72.63 |
| AST BSM C | ASTER BATH SHOWER MIXER | 90.96 |



NIVA

| Part No. | Description | Price |
|-----------|---------------------------------|--------|
| NVA BAS C | NIVA BASIN MONO + Clicker Waste | 61.35 |
| NVA BF C | NIVA BATH FILLER | 90.96 |
| NVA BSM C | NIVA BATH SHOWER MIXER | 119.17 |



DUNE

| Part No. | Description | Price |
|----------|----------------|-------|
| DU SNK C | DUNE SINK MONO | 58.53 |

KURVE

| Part No. | Description | Price |
|----------|-----------------|-------|
| KU SNK C | KURVE SINK MONO | 64.17 |



DEVA ROUND TOP VALUE TAP
 CODE DESCRIPTION Special Price
 DCM101 Basin Taps 15.69



DEVA ROUND TOP VALUE TAP
 CODE DESCRIPTION Special Price
 DCM102 Bath Taps 17.20



DEVA ROUND TOP VALUE TAP
 CODE DESCRIPTION Special Price
 DCM103 High Neck Pillars 21.37



DEVA ROUND TOP VALUE TAP
 CODE DESCRIPTION Special Price
 DCM106 Bath Shower Mixer 52.00



DEVA ROUND TOP VALUE TAP
 CODE DESCRIPTION Special Price
 DCM105 Deck Sink Mixer 39.89



DEVA ROUND TOP VALUE TAP
 CODE DESCRIPTION Special Price
 DCM113 Monobloc Basin Mix. With pop-up Waste 35.06



DEVA ROUND TOP VALUE TAP
 CODE DESCRIPTION Special Price
 DCM104 Monobloc Sink Mix. 39.58



DEVA LEVER VALUE TAP
 CODE DESCRIPTION Special Price
 DLT103 High Neck Pillars 24.34



DEVA LEVER VALUE TAP
 CODE DESCRIPTION Special Price
 DLT101 Basin Taps 18.92



DEVA LEVER VALUE TAP
 CODE DESCRIPTION Special Price
 DLT106 Bath Shower Mixer 65.00



DEVA LEVER VALUE TAP
 CODE DESCRIPTION Special Price
 DLT105 Deck Sink Mixer 45.95



DEVA LEVER VALUE TAP
 CODE DESCRIPTION Special Price
 DLT104 Sink Monoblock 42.80



DEVA LEVER VALUE TAP
 CODE DESCRIPTION Special Price
 DLT102 Bath Taps 20.83



SCALE INHIBITORS
 CODE DESCRIPTION Price
 CALMAG 15MM Contract Magnetic 13.00



Monarch Water Softener
 CODE DESCRIPTION Price
 MIDI HE Midi HE Electric Water Softener 490.00



Monarch High Flow Water Hose
 CODE DESCRIPTION Price
 MAX FLOW HOSE 22mm 3/4in High Flow 32.00
 Steel Braided 22mm 3/4in High Flow Max Flo Installation Hoses for Monarch Water Softeners on Hi-flo Systems



Salt
 CODE DESCRIPTION Price
 SALT TAB 25KG SALT PACK 12.50
 SALT TAB 5 Bags 56.50




Silicone Gun
 CODE DESCRIPTION Price
 SILGUN Skeleton Gun 8 1/2 7.20



SILICONE SEALANT / FOAM / GRIP FIX
 CODE DESCRIPTION Special Price
 MPSC Clear 4.15
 MPBW Brilliant White 4.15



GRIP FIX and FOAM
 CODE DESCRIPTION Special Price
 GRIPB Grip Fix 3.36
 FOAM Expanding Foam Filler 7.50



CAULK FILLER
 CODE DESCRIPTION Price
 DCW FILLER Caulk Filler 2.00



785 SANITARY SILICONE SEALANT
 CODE DESCRIPTION Price
 785WH White Sealant Special Offer 8.50
 785CL Clear Sealant Special Offer 8.50



CT1 Polymer Sealant
 CODE DESCRIPTION Price Pack of 3
 CT1C Clear Sealant 11.95 27.00
 CT1W White Sealant 10.95
 CT1B Black Sealant 10.95
 CT1BR Brown Sealant 10.95 } 24.00
 CT1G Grey Sealant 10.95
 CT1O Oak Sealant 10.95
 BT1 Bathroom Sealant 8.00



CT1 Multisolve
 CODE DESCRIPTION Price
 MULTISOLVE200 200mL Spray Solvent 5.99
 MULTISOLVE500 500mL Spray Solvent 10.95



CT1 Multisolve
 CODE DESCRIPTION Price
 MIRACLESEAL Leak Sealant 12.50
 PEELTEC Spray Paint Stripper 13.50

SPECIAL NETT PRICES



Saniflo means you can install an extra WC almost anywhere. The Saniflo macerator-pump unit fits unobtrusively behind the WC.

SANIFLO UP

Nett Price
303.62



Sanitop enables you to install a WC and washbasin - even below sewer level) or where you need to pump waste up and away. Sanitop is ideal for cloak-rooms because it takes waste from both a WC and a washbasin.

SANITOP UP

Nett Price
369.99



Saniplus enables you to add an en-suite shower room with ease. With two extra waste water inlets; Saniplus will take the waste from a WC, a washbasin and a shower/bath

SANIPLUS UP

Nett Price
478.17



Sanipro is an ideal way to install an en-suite shower room, enabling, for example, a large bedroom to be improved with en-suite facilities. Sanipro enables a WC, shower and washbasin to be installed almost anywhere. It is easy and economical to install and can be concealed behind a demountable panel to give access if required.

SANIPRO UP

Nett Price
416.89



Sanivite is specially designed to deal with the hot soapy pumped wastewater from dishwasher or washing machine, making the addition of a domestic kitchen or utility room easy even when below or distant from a drain. Sanivite is a powerful pump with four inlets for connection to sink or appliances.

SANIVITE+

Nett Price
364.43



Sanishower is a small, strong, purpose designed pump for discharging hot waste water from shower and washbasin to a distant drain. The product is especially useful where a shower or wash basin is to be sited in a place where gravity drainage will be difficult or impossible to run - for example in a basement or on a internal wall of a property.

SANISHOWER+

Nett Price
259.98



Sanipack is specially designed to enable the complete concealment of pipe work with back-to-wall and wall-hung sanitary ware. The Sanipack unit is designed for use in built-in bathroom units.

SANIPACK PRO UP

Nett Price
415.04



Sanicompact cisternless ceramic WC with integral macerator pump, is operated by an electronic programme which has 2 functions: By a push of the button a 25 second cycle is set in motion.

SANICOMPACT

Nett Price
524.60



The Sanicondens is specifically designed for disposal of acidic concentrate from boilers and other water producing equipment such as air conditioning units refrigeration units and dehumidifiers etc.

SANICONDENSE PRO

Nett Price
70.35

KARTELL^{UK} Kartell Chrome Towel Rails



Straight Chrome Towel Rail

| Code | Height | Width | Nett |
|--------------------|--------|-------|--------|
| STR308C K-RAIL | 800 | 300 | 45.64 |
| STR408C K-RAIL | 800 | 400 | 48.20 |
| STR508C K-RAIL | 800 | 500 | 51.80 |
| STR608C K-RAIL | 800 | 600 | 55.38 |
| STR310C K-RAIL | 1000 | 300 | 53.34 |
| STR410C K-RAIL | 1000 | 400 | 56.41 |
| STR510C K-RAIL | 1000 | 500 | 61.54 |
| STR610C K-RAIL | 1000 | 600 | 64.10 |
| STR312C K-RAIL | 1200 | 300 | 59.49 |
| STR412C K-RAIL | 1200 | 400 | 63.08 |
| STR512C K-RAIL | 1200 | 500 | 69.23 |
| STR612C K-RAIL | 1200 | 600 | 73.85 |
| STR316C K-RAIL | 1600 | 300 | 73.34 |
| STR416C K-RAIL | 1600 | 400 | 77.43 |
| STR516C K-RAIL | 1600 | 500 | 84.62 |
| STR616C K-RAIL | 1600 | 600 | 90.26 |
| STR518C K-RAIL | 1800 | 500 | 106.66 |
| STR618C K-RAIL | 1800 | 600 | 116.41 |
| ESTR508C ELEC RAIL | 800 | 500 | 146.15 |
| ESTR510C ELEC RAIL | 1000 | 500 | 163.59 |
| ESTR512C ELEC RAIL | 1200 | 500 | 180.51 |



Electric Elements

| Code | Rating | Nett |
|--------|-----------|-------|
| ELE150 | 240v 150w | 33.17 |
| ELE200 | 240v 200w | 33.87 |
| ELE300 | 240v 300w | 35.25 |
| ELE400 | 240v 400w | 35.93 |

Tee Piece

| | | |
|-------|-------------------------------|------|
| ELETC | Chrome Tee Piece & Blank Plug | 6.00 |
|-------|-------------------------------|------|

Dartford. Phone: 01322 271171 / 01322 286868 email: info@gws.ltd

On-line Shop www.gwsupplies.co.uk

All Prices + VAT E&OE
Gurney & White Ltd.©




Where an open vented positive head system exists with a minimum gravity flow of 0.6 l/min, then the Monsoon Standard is the perfect solution.

Standard single pumps are ideal for boosting water pressure and flow.



Monsoon Standard Single Impeller Pump

| CODE | DESCRIPTION | Nett Price |
|-------|-------------------------------|------------|
| 46497 | Single Impeller S2.0 bar pump | 240.93 |
| 46419 | Single Impeller S3.0 bar pump | 250.22 |

SPECIAL NETT PRICES




Monsoon Universal pumps remove the guesswork from pump selection. Fully automatic, they will function under both positive and negative head conditions and are suitable for installation into an open vented hot and cold water system. Universal Monsoon pumps do not require a gravity flow of water to start.



Monsoon Universal Single Impeller Pump

| CODE | DESCRIPTION | Nett Price |
|-------|-------------------------------|------------|
| 46498 | Single Impeller U2.0 bar pump | 339.04 |
| 46413 | Single Impeller U3.0 bar pump | 346.59 |




Where an open vented positive head system exists with a minimum gravity flow of 0.6 l/min, then the Monsoon Standard is the perfect solution.

Standard twin pumps are designed for installation into both the hot and cold water supply- boosting both equally.



Monsoon Standard Twin Impeller Pump

| CODE | DESCRIPTION | Nett Price |
|-------|-----------------------------|------------|
| 46506 | Twin Impeller S1.5 bar pump | 343.11 |
| 46415 | Twin Impeller S2.0 bar pump | 359.36 |
| 46416 | Twin Impeller S3.0 bar pump | 401.74 |




Monsoon Universal pumps remove the guesswork from pump selection. Fully automatic, they will function under both positive and negative head conditions and are suitable for installation into an open vented hot and cold water system. Universal Monsoon pumps do not require a gravity flow of water to start.



Monsoon Universal Twin Impeller Pump

| CODE | DESCRIPTION | Nett Price |
|-------|-----------------------------|------------|
| 46505 | Twin Impeller U1.5 bar pump | 473.73 |
| 46480 | Twin Impeller U2.0 bar pump | 489.99 |
| 46410 | Twin Impeller U3.0 bar pump | 524.82 |




Showermate Pump

| CODE | DESCRIPTION | Nett Price |
|-------|--------------------|------------|
| 47342 | 1.5B Std Twin Pump | 117.41 |



Showermate Pump

| CODE | DESCRIPTION | Nett Price |
|-------|--------------------|------------|
| 47343 | 2.0B Std Twin Pump | 155.52 |



Showermate Pump

| CODE | DESCRIPTION | Nett Price |
|-------|--------------------|------------|
| 47376 | 2.0B Twin Uni Pump | 403.86 |



Special Offer

550cm Basin & Vanity Unit
£198.00 inc vat
£165.00 +vat

Complete with Tap & Waste



Special Offer

400cm Basin & Vanity Unit
£210.00 inc vat
£175.00 +vat

Complete with Tap & Waste





ONLY £99.00 +VAT

T80Z Fast-Fit

The T80Z Fast-Fit has taken ease of installation to new levels with flexibility in both plumbing and wiring connections making it the only shower you need in the van.

Triton Topaz Fast Fit Electric Shower

| CODE | DESCRIPTION | Nett Price |
|------------|--------------|------------|
| SP8007ZFF | 7.5kW Shower | 99.00 |
| SP8008ZFF | 8.5kW | 99.00 |
| SP8009ZFF | 9.5kW | 99.00 |
| SP80012ZFF | 10.5kW | 99.00 |

Dartford. Phone: 01322 271171 / 01322 286868 email: info@gws.ltd

On-line Shop www.gwsupplies.co.uk



FERNOX 'F' 500ml range Liquid Products

| Code | Description | Nett Each |
|------|----------------|-----------|
| F1 | Protector F1 | 17.25 |
| F4 | Leak Sealer F4 | 18.26 |



TOWER CHEMICALS

| Code | Description | Nett Each |
|----------|----------------------|-----------|
| TRIPCON1 | Inhibitor | 6.99 |
| TRIPCON2 | Cleanser | 6.99 |
| TRIPCON4 | Triple X Silencer | 6.99 |
| TRIPCON5 | Triple X Leak Sealer | 6.99 |



RED/GREEN STUFF

| Code | Description | Nett Each |
|-------|-----------------|-----------|
| HEAVY | DRAIN CLEANER | 6.00 |
| SALT | SPIRIT OF SALTS | 9.49 |



MISCELLANEOUS

| Code | Description | Nett Each |
|-------------|---------------------------|-----------|
| BIG WIPES | Cleaning Wipes X80 | 6.64 |
| ULTRA GRIME | Large Cleaning Wipes X100 | 10.54 |
| BLACK MAMBA | Protective Gloves X100 | 18.50 |



EVERFLUX

| Code | Description | Nett Each |
|-------|-------------|-----------|
| EF80 | 80ml Flux | 6.91 |
| EF250 | 250ml Flux | 11.99 |



LA-CO FLUX

| Code | Description | Nett Each |
|------|-------------|-----------|
| LA4 | 4oz Flux | 4.99 |
| LA1 | 1lb | 13.00 |



SOLDER Tin/Lead

| Code | Description | Nett Each |
|------|-------------|-----------|
| SW | 0.5kg Roll | 8.25 |



SOLDER Lead Free

| Code | Description | Nett Each |
|------|-------------|-----------|
| SWLF | 0.5kg Roll | 19.99 |



FERNOX

| Code | Description | Nett Each |
|-------|--------------------------|-----------|
| LSX | LS-X LEAK SEALER | 7.60 |
| HW200 | HAWK Joint Compound 200g | 5.00 |



JET-LUBE

| Code | Description | Nett Each |
|-------|----------------|-----------|
| MV250 | Joint Compound | 9.50 |



PUTTY & FREEZE SPRAY

| Code | Description | Nett Each |
|--------|-----------------------------|-----------|
| PM75 | PLUMBERS MAIT 750G | 8.00 |
| FREEZE | SKIT Freeze Kit + 2 Jackets | 25.00 |



SKARA
CC Toilet with Rim Seat

£160.00

+Vat

ELGIN
CC Toilet with Luxury Seat



£210.00

+Vat

INDI
CC Toilet with Soft Close Seat



£182.00

+Vat

BOXED AND READY TO GO



Atlas Trade: Product detail



CLOSE COUPLED PAN SET

PRODUCT CODE: ASTPANSET

Manufactured from high quality ceramic

Width: 380mm
Depth: 657mm
Height: 757mm

Pack includes:

Soft close seat
Pre-installed cistern fittings
Chrome effect dual flush push button
Close coupled WC with internal overflow



£80.00 +vat



BASIN & PEDESTAL SET

PRODUCT CODE: ASTBA1SET | ASTBA2SET

Manufactured from high quality ceramic

Width: 550mm
Depth: 462mm
Height: 795mm

Pack includes:

One or Two tap hole basin
Chrome effect overflow ring
Chain stay hole on two tap hole basin
Full height pedestal




£59.00 +vat



WELCOME WALL TO WALL Waterproof Style

The 10mm thick cellular PVC structure of Splashpanel ensures the panels are hardwearing yet lightweight. The 100% waterproof panels create a fashionable and functional wall covering that's ideal for shower enclosures, bathrooms and wetrooms. Smooth and easy to clean, with no grout lines, the Splashpanel hygienic, non-porous surface provides excellent protection against bacteria and stains and is mould resistant too.

The 10mm thick panels are 2400mm high x 1000mm wide. They are easy to cut to size and fit by simply bonding to a flat subsurface or timber batten frame for a perfect finish.



Display Board on show at our Greenhithe showroom.

Profiles Splashpanel 10mm x 2400mm



Dartford. Phone: 01322 271171 / 01322 286868 email: info@gws.ltd

On-line Shop www.gwsupplies.co.uk

All Prices + VAT E&OE
Gurney & White Ltd.©

proplas
tile range

CREATE A STUNNING LOOK WITH TILE Style

All the style of tiles - without the cost, fussy fitting, mess and maintenance. The Proplas tile range is a great value, great looking solution that's quick and easy to install. Ideal in wet and dry areas, it is 100% waterproof and available in two styles with a choice of either matt or satin finish. The surface is warmer than tiles and is durable, hygienic and very easy to clean.

The matt panels combine the latest trends for tactile materials, organic colours and natural stones, offering 5 contemporary matt finish decors, in a choice of widths and tile size, all with a realistic grout line.

The satin panels are wide and feature both a small and large format tile design, available in on-trend grey and rich neutral tones. Each panel has a smooth satin finish with a bevelled edge to mirror the appearance of real tiles. Each tile panel is 8mm x 2800mm x 250mm



STONE BEIGE
PRT2




STONE GREY
PRT1




STONE GRAPHITE
PR13


Proplas Tile Range




END CAP
Silver PREN1
Black PREN2
White PREN3



INTERNAL CORNER
Silver PRIC1
Black PRIC2
White PRIC3



EXTERNAL CORNER
Silver PREC1
Black PRCE2
White PREC3



H JOINT
Silver PRHJ1
Black PRHJ2
White PRHJ3



Dartford. Phone: 01322 271171 / 01322 286868 email: info@gws.ltd

On-line Shop www.gwsupplies.co.uk

All Prices + VAT E&OE
Gurney & White Ltd.©



Wide Plank

Extra width makes for extra style, with more surface space to show off the natural variations of real wood, like knots and grain.

Wide Plank. 1500mm x 220mm x 5.5mm.

Pack size: 1.98m²



Linus
MA30



Matteo
MA31



Tuva
MA32



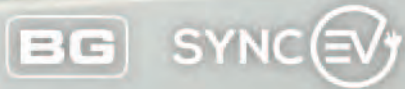
Ebba
MA33

Multi-layer construction

- UV coating
- Wear layer
- Décor paper
- PVC base/backing
- 1mm underlay

| | | | | |
|------------------|-----------------------|---|-------------------------|---|
| | | | | |
| Waterproof core | Easy to cut | Hard wearing & durable | Foam backed | Slip resistant |
| | | | | |
| Lighter to carry | Stable rigid PVC core | 5G end profile makes it easier to install | Reaction to fire tested | 15 year domestic / 7 year commercial warranty |

The advanced Välinge 5G installation system makes Rigid fast and simple to fit. Even if you're working in tricky or restricted spaces, you can easily achieve a perfect finish. Push down end joints need less positioning space, so there's no need to remove doors whilst fitting. 5G provides stronger and more stable end joints too.



Wall Charger 2 Socketed Datasheet

The perfect complement for electric vehicle charging at home, workplace or for fleet service operators

Powered by
MONTA

See page 33 for (Fusebox)
EV Charger Supply Unit



- 5 models available
- Quick and easy installation, with UK based technical support
- 3 year warranty & fully compliant with UK EV regulations
- Compatible with all electric and hybrid plug-in vehicles

- Models with Wi-Fi/LAN, Wi-Fi/LAN/4G, Wi-Fi/LAN/4G+RFID and Wi-Fi/LAN+RFID
- Fully compliant with The Electric Vehicles (Smart Charge Points) Regulations 2021, including Schedule 1
- Full Smart! functionality via the Monta app
- Dynamic charging - up to 7.4 or 22kW (32A)
- No earth rod required - integrated open PEN conductor protection
- Safe - integrated Type A RCD
- OCPP 1.6j connectivity - free lifetime over-the-air updates
- Type 2 socket with auto-lock
- Tethered version also available



IN STOCK NOW

£420.86_{+vat}

Dartford. Phone: 01322 271171 / 01322 286868 email: info@gws.ltd

On-line Shop www.gwsupplies.co.uk

All Prices + VAT E&OE
Gurney & White Ltd.©



The Alpha E-Tec 33 HB boiler is connected with the Alpha E-Tec EHP external heat pump unit to give a **full hybrid solution**.

Together with the supplied Smartech controls this gives high efficiency heating and hot water. The package uses energy prices and temperature to choose the most efficient combination to heat the home. Hot water is provided instantaneously by the gas boiler when required.

Depending on the demand and outside temperature the heating flow temperature is adjusted to heat the property effectively. The system will automatically vary the water temperature in the radiators depending on the outside temperature.

The radiators may not always feel very hot on mild heating days. This is normal and the room temperature will still be maintained to the required set temperature.

The domestic hot water temperature can be adjusted using the increase and decrease buttons on the boiler control panel. Alternatively, the hot water temperature can be adjusted in the settings on the app on your smart phone. The maximum heating water temperature can also be adjusted for the heating circuit, however, this will still vary depending on outside temperature as the system calculates the most efficient temperature required.

Alpha have brought out the Hybrid Heat pump this year, which includes a 33kw E-Tec combi boiler, a 4kw Heat Pump and a smart tech controller.

This system is ideal for retro fitting into properties, plus you do not have to change the radiators and the installer can fit the boiler one day and come back and fit the heat pump the following day as the customer will not be without heating or hot water.

KEY FEATURES:

- + Packaged heat pump solution
- + Instantaneous hot water on demand, no need for stored hot water
- + Anti-freeze protection can be used without Glycol
- + Always chooses the cheapest fuel source based on current energy tariff
- + Simple hydronic layout, very easy to install
- + Hydrogen blend compatible (up to 20% hydrogen)
- + No need to upgrade existing heating system, minimising install costs + 5 Year Warranty on approved and correctly installed/maintained installation.




£3200.00_{+vat}

Discount Terms & Offers Available.

Dartford. Phone: 01322 271171 / 01322 286868 email: info@gws.ltd

On-line Shop www.gwsupplies.co.uk

All Prices + VAT E&OE
Gurney & White Ltd.©



Gurney & White Ltd

211 London Road Greenhithe DA9 9DO