

Price List

2024



Gurney & White Ltd

Electrical and Plumbing Supplies

April > July 2024

Due to price increases by the manufacturers, please use the prices in this catalogue for REFERENCE ONLY
Ring branch for on day prices.




WE ALSO SELL

Kitchens

Bathrooms

Bedrooms

Plumbing



Bathroom & Kitchen Showroom at Dartford Branch
info@gws.ltd - www.gwsupplies.co.uk



ELECTRICAL SUPPLIES: 01322 271171
PLUMBING SUPPLIES: 01322 286868

02 April 2024

Twin & Earth		1mt	50mt	100mt
6242Y 1T	1.0mm	0.44	15.39	29.58
6242Y 1.5T	1.5mm	0.58	20.67	38.93
6242Y 2.5T	2.5mm	0.87	31.05	58.20
6242Y 4T	4.0mm	1.40	46.73	93.13
6242Y 6T	6.0mm	2.12	70.33	141.00
6242Y 10T	10mm	3.05	118.86	234.90
6242Y 16T	16mm	5.11	197.94	393.36
3c & Earth		1mt	50mt	100mt
6243Y-H	1.0mm	0.59	21.11	39.65
6243Y-H	1.5mm	0.83	28.60	55.27
LSF Twin & Earth		100mt		
6242B	1.5mm	54.94		
6242B	2.5mm	80.45		
6242B	4.0mm	122.65		
6243B	1.5mm	75.34		

Flexible Cable		1mt	50mt
2182Y 2 Core	0.75 mm	0.00	0.00
		1mt	50mt
3182Y 2 Core	0.75 mm	0.38	13.69
3182Y 2 Core	1.0 mm	0.47	16.96
3182Y 2 Core	1.5 mm	0.66	23.58
		1mt	50mt
3183Y 3 Core	0.75 mm	0.53	18.92
3183Y 3 Core	1.0 mm	0.65	23.33
3183Y 3 Core	1.5 mm	0.90	32.16
3183Y 3 Core	2.5 mm	1.43	51.21
3183Y 3 Core	4.0mm	0.00	0.00
3183YAG ARTIC	1.5mm	1.83	65.43
3183YAG ARTIC	2.5mm	2.97	106.02
		1mt	50mt
3184Y 4 Core	0.75 mm	0.72	25.87
3184Y 4 Core	1.0 mm	0.89	31.68
3184Y 4 Core	1.5 mm	1.27	45.19

		1mt	50mt
3185Y 5 Core	0.75 mm	0.89	31.77
3185Y 5 Core	1.0 mm	1.12	40.04
3185Y 5 Core	1.5 mm	1.63	58.11

Heat Resistant		1mt	50mt
3093Y 3 Core	0.75 mm	0.68	24.24
3093Y 3 Core	1.0 mm	0.82	29.11
3093Y 3 core	1.5 mm	1.15	41.03
3093Y 3 Core	2.5 mm	1.77	63.39
3094Y 4 Core	0.75mm	0.84	29.94
3095Y 5 Core	0.75mm	1.04	37.00
Butyl Rubber		1mt	50mt
3183TQ 3 Core	0.75mm	p.o.a.	p.o.a.
3183TQ 3 Core	1.0mm	p.o.a.	p.o.a.
3183TQ 3 Core	1.5mm	p.o.a.	p.o.a.
3183TQ 3 Core	2.5mm	p.o.a.	p.o.a.

Single Cable		1mt	50mt	100mt
6491X	1.5mm			19.34
6491X	2.5mm			30.20
6491X	4.0mm	0.99		49.36
6491X	6.0mm	1.47		73.39
6491X	10mm	2.37	59.19	118.36
6491X	16mm	3.81	95.27	190.31

LSF Single Cable		100mt		
6491B	1.5mm	21.09		
6491B	2.5mm	33.68		
6491B	4.0mm	52.29		
6491B	6.0mm	76.86		
6491B	10mm	130.29		
6491B	16mm	202.21		

Double Insulated		1mt	100mt
6181Y	16mm	2.86	204.28
6181Y	25mm	4.09	292.04
6181Y	35mm	6.00	428.86
6181Y-25	25mm x 3		16.94

Fire Resistant White & Red		1mt	100mt
FP200 2 C&E 1.5	1.5mm	3.28	151.45
FP200 2 C&E 2.5	2.5mm	6.06	279.47
FP200 3 C&E 1.5	1.5mm	5.65	260.82
FP200 3 C&E 2.5	2.5mm	8.38	386.79
FP200 4 C&E 1.5	1.5mm	6.42	296.43
FP200 4 C&E 2.5	2.5mm	10.81	499.14
		1mt	50mt
HI TUFF 1.5 3C	1.5mm 3 Core	1.68	51.59
HI TUFF 2.5 3C	2.5mm 3 Core	2.37	72.78
HI TUFF 6 3C	6.0mm 3 Core	4.99	

SWA		1mt	100mt
6943XL 3 Core	1.5 mm	1.43	119.43
6943XL 3 Core	2.5 mm	1.95	162.86
6943XL 3 Core	4 mm	2.69	223.93
6943XL 3 Core	6.0 mm	3.65	304.00
6943XL 3 Core	10 mm	5.72	476.36
6943XL 3 Core	16 mm	8.47	705.71
6944XL 4 Core	1.5 mm	1.74	145.21
6944XL 4 Core	2.5 mm	2.39	199.50
6944XL 4 Core	4.0 mm	3.39	282.29
6944XL 4 Core	6.0 mm	4.93	411.21
6944XL 4 Core	10 mm	7.33	610.71
6944XL 4 Core	16 mm	10.94	912.00

Braided Flex		1mt	100mt
SY 1.5 3Core	1.5mm 3 C	1.46	104.09
SY 2.5 3Core	2.5mm 3 C	2.22	158.38
SY 2.5 4Core	2.5mm 4 C	2.89	206.29
YY 1.5 4C	1.5mm 4 Core	1.44	102.60

Network Cable		305mtr
CAT5E PVC UTP	305Mt Box	120.79
CAT5E FTP LSOH	305Mt Box	122.14
CAT6E LSOH	305Mt Box	126.21

BT & Other Cables		1mt	100mt
CW1308 3pr BT 6	3 Pair	0.38	27.01
CW1308 4pr BT 8	4 Pair	0.41	29.45
CW1308 12pr BT6	6 Pair	0.61	43.29
		1mt	100mt
LV 4 ALARM	4 Core	0.15	10.72
LV 6 ALARM	6 Core	0.25	18.05
LV 8 ALARM	8 Core	0.29	20.90

		1mt	100mt
Bell Wire 13 Strand	Fig 8	0.14	10.04
		1mt	100mt
552B100 Speaker	42 Strands		POA
		1mt	100mt
CoAxial Cable	RG6	0.25	17.78
Satalite Cable	RG59	0.31	21.85

Solar Cable		To: EN50618	1mt	100mt
PVH1Z2Z2K;004BLK;(1X4mm			1.16	96.49
PVH1Z2Z2K;006BLK;(1X6mm			1.57	131.10



ROUND CABLE CLIPS

CODE	Size/Colour	GRAFF	Box 100
CR4	4mm White		1.32
CR5	5mm White		1.67
CR6	6mm White		1.79
CR7	7mm White		1.91
CR8	8mm White		1.95
CR9	9mm White		2.35
CR10	10mm White		2.53
CR12	12mm White		2.10
CR14	14mm White		2.52
CR7B	7mm Black		1.91
CR7T	7mm Brown		1.91
CR7R	7mm Red		1.91



FLEXI ROUND CABLE CLIPS

CODE	Size/Colour	GRAFF	Box 100
CE35	3-5mm White		1.33
CE57	5-7mm White		1.65
CE57B	5-7mm Black		1.65

FLAT T&E CABLE CLIPS

CODE	Size/Colour	Box 100
CF1	1.0mm Grey	1.93
CF15	1.5mm Grey	1.95
CF25	2.5mm Grey	2.16
CF4	4.0mm Grey	2.38
CF6	6.0mm Grey	2.95
CF10	10.0mm Grey	3.63



METAL TWIN & EARTH CABLE CLIPS BZP

CODE	Description	Box of 100
CFM1.5	1 - 1.5mm 7.5 x 6.0mm	17.11
CFM2.5	2.5mm 9.0 x 6.5mm	17.51
CFM4	4mm 10.0 x 8.0mm	19.55
CFM6	6mm 13.0 x 8.0mm	20.37



CLIPS FOR SOFT SKIN FIRE CABLES White, Red and Black

CODE	To Fit Cable Size	Pack 50
RCHL32 Red	1.5 x 2c, 1.0 x 3c, 1.5 x 3c	12.33
RCHL32 White	1.5 x 2c, 1.0 x 3c, 1.5 x 3c	12.33
RCHL32 Black	1.5 x 2c, 1.0 x 3c, 1.5 x 3c	12.33
RCHL34 Red	1.00 x 4c	12.33
RCHL34 White	1.00 x 4c	12.33
RCHL34 Black	1.00 x 4c	12.33
RCHL37 Red	2.5 x 2c, 1.5 x 4c	13.31
RCHL37 White	2.5 x 2c, 1.5 x 4c	13.31
RCHL37 Black	2.5 x 2c, 1.5 x 4c	13.31



STEEL SPACER BAR SADDLES POWDER COATED

CODE	Description	Per 10
SB20W	20mm White S/B Saddle	2.80
SB25W	25mm White S/B Saddle	3.30
SB20B	20mm Black S/B Saddle	2.80
SB25B	25mm Black S/B Saddle	3.30



Hi - Tec Screws Countrysunk, Pozi

CODE	SIZE	BOX QTY.	PER BOX
HCS4020	4.0 x 20 POZI HI-TEC	200	3.23
HCS4025	4.0 x 25 POZI HI-TEC	200	3.42
HCS4030	4.0 x 30 POZI HI-TEC	200	4.29
HCS4040	4.0 x 40 POZI HI-TEC	200	5.37
HCS4050	4.0 x 50 POZI HI-TEC	200	6.55
HCS4070	4.0 x 70 POZI HI-TEC	200	9.43
HCS5050	5.0 x 50 POZI HI-TEC	200	10.24
HCS5060	5.0 x 60 POZI HI-TEC	200	12.12
HCS5070	5.0 x 70 POZI HI-TEC	100	7.05
HCS50100	5.0 x 100 POZI HI-TEC	100	9.98



MEGABUCKETS

CODE	DESCRIPTION	EACH
MTB	500x No8 1½" Pozi Twinthreads, 500x Red Wallplugs and 2x Pozi Bits	15.66
MTZ	200x Self Drive Fixings, 200x Screws 2x Pozi Bits	29.94
MTC	400x 1.0/1.5mm T&E Clips, 400x 2.5mm T&E Clips	19.36
MT10	400x No10 2" Pozi Twinthreads, 400 Brown Wallplugs and 2x Pozi Bits	17.18
** NEW MEGABUCKET REFILLS **		
RMTB	500x No8 1½" Pozi Twinthreads, 500x Red Wallplugs and 2x Pozi Bits	13.34
RMTZ	200x Self Drive Fixings, 200x Screws 2x Pozi Bits	26.96
RMTC	400x 1.0/1.5mm T&E Clips, 400x 2.5mm T&E Clips	16.54
RMT10	400x No10 2" Pozi Twinthreads, 400 Brown Wallplugs and 2x Pozi Bits	14.50



HEXAGON NUTS & WASHERS ZINC PLATED

CODE	SIZE	Per 100
ISN6	M6 Full Nut	1.36
ISN10	M10 Full Nut	5.18
ISS1020	M10 x 20 Set Screw	13.22
ISS1030	M10 x 30 Set Screw	15.22
ISS1035	M10 x 35 Set Screw	18.58
ISS1040	M10 x 40 Set Screw	20.80
PW6100	M6 x 25 Penny Washer	3.22
PW8100	M8 x 25 Penny Washer	3.22
PW10100	M10 x 25 Penny Washer	3.22



S/STEEL CABLE TIE GUN & SPARES

CODE	Description	Each
CTSSG	Cable Tie Gun	100.08
CTSSGBS	Replacement Blade Seat	27.84
CTSSGB	Replacement Blade	15.98
CTSSGR	Replacement Ratchet Set	37.10



Save time fitting electrical sockets. Can be used on; common block & brick, hard Bricks, wet/green masonry, uncured concrete. Ideal if you are wanting a neat and professional finish or numerous back box holes. Heat Treated Body for Durability. SDS Shank

Electrical Back Box Fitting Tool

CODE	DESCRIPTION	EACH
BS1	Box Sinker 1G Chisel	
	77 x 77mm Square	40.02
BS2	Box Sinker 2G Chisel	
	80 x 150mm Rectangular	60.56
BSC	Box Sinker Round Cutter	
	77mm	47.04



TELESCOPIC MOUNTS

TWB16	11-18" (280mm - 450mm)	2.04
TWB24	15-26" (380mm - 660mm)	2.22



SDS Plus Chisel Bit

CODE	DESCRIPTION	EACH
DC	DC SDS Gauge Channel Chisel	21.48
DC40	SDS Flat Chisel 40mm	17.75



CATENARY WIRE KIT 30M+

CODE	Description	Each
ICWKIT	30m Kit & Accessories	41.58

Kit Contains:

30m Catenary Wire ICW30, 1 x ICWS 4" Tensioner, 1 x ICWR Ring Plate, 1 x ICWH Hook Plate, 10 x ICWE Eyelet, 10 x ICWG Wire Rope Grip.



PROTECTIVE HELMET

CODE	DESCRIPTION	EACH
SHY	Yellow Safety Helmet	9.70



Hi-Viz WAISTCOAT

CODE	DESCRIPTION	EACH
SWM	Medium Waistcoat	7.64
SW	Large Waistcoat	7.64
SWXL	Extra Large Waistcoat	7.64
SWXXLX	Extra Large Waistcoat	7.64

Class 2 Waiscoat EN471



CATENARY WIRE 2mm 7x7 Strand (For Gripper)

CODE	Description	Each
ICW230	30m 7x7 St. Galv Steel	12.58
ICWSH3	3m With Crimped Snaphook and Gripper	6.80



PROTECTIVE COVERINGS

CODE	DESCRIPTION	EACH
FFP2W	Warrior FFP2 Dust Mask	1.94



FIBERGLASS STEP LADDER

CODE	DESCRIPTION	EACH
FLS6	6 Tread Step Ladder	138.06
FLS8	8 Tread Step Ladder	179.86

Conforms to BS EN 131



Loop Gripper 2mm

CODE	Description	Each
ICWL2	1.5mm-2.0mm Loop Gripper	2.32

Function: Recommended for the suspension of HVAC, electrical and mechanical services (For indoor & stationary setting).

Applications: Suitable for locking wire rope to insure desired safe working loads.



Black PU Gloves

CODE	DESCRIPTION	PAIR
SPU8	Size 8 Work Gloves	3.34
SPU9	Size 9 Work Gloves	3.34
SPU10	Size 10 Work Gloves	3.34



FIBERGLASS STEP LADDER

CODE	DESCRIPTION	EACH
FLS4	4 Tread Step Ladder	101.10
FLS5	5 Tread Step Ladder	120.96

Conforms to BS EN 131



Wiha Side Cutters

CODE	DESCRIPTION	Each
WHA27431	Professional electric Stripping Diagonal Cutters with DynamicJoint 160mm	25.29



Wiha Double Power Side Cutters

CODE	DESCRIPTION	Each
WHA38984	BiCut Professional electric Diagonal Cutters with DynamicJoint 200mm	38.96



Wiha Pliers

CODE	DESCRIPTION	Each
WHA34567	Industrial Combination Pliers with DynamicJoint 225mm	26.36



Wiha Cable Cropper

CODE	DESCRIPTION	Each
WHA43665	Industrial Electric Cable Cutter 180mm	30.53



Wiha Stripping Tool

CODE	DESCRIPTION	Each
WHA42062	Automatic Stripping Tool	144.15



Wiha Crimping Tool

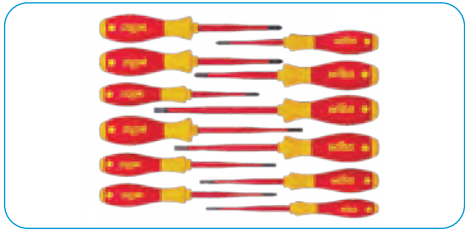
CODE	DESCRIPTION	Each
WHA45223	Automatic Crimp Tool	182.95



Wiha Screwdriver Set VDE

CODE	DESCRIPTION	Each
WHA36791	TorqueVario®-S electric Screwdriver Set, 19 Piece	145.49

1 x Setting Tool with Long Handle 90mm.
 1 x TorqueVario-S electric Adaptor.
 4 x Slotted slimBit electric Blades: 2.5 x 75mm, 3.5 x 75mm, 5.5 x 75mm & 6.5 x 75mm.
 2 x Phillips slimBit electric Blades: PH1 x 75mm & PH2 x 75mm.
 2 x Pozidriv slimBit electric Blades: PZ1 x 75mm & PZ2 x 75mm.
 5 x TORX® slimBit electric Blades: T9 x 75mm, T10 x 75mm, T15 x 75mm, T20 x 75mm & T25 x 75mm.
 2 x PlusMinus/Pozidriv slimBit electric Blades: SL/PZ1 x 75mm & SL/PZ2 x 75mm.
 1 x Folding Case. Made from high-grade, hard-wearing materials. All components are arranged practically so they are easy to identify.



Wiha Screwdriver Set VDE

CODE	DESCRIPTION	Each
WHA41003	SlimFix Screwdriver Set 12 Piece	62.81

4 x Slotted Screwdrivers: 3.5 x 100mm, 4.0 x 100mm, 5.5 x 125mm & 6.5 x 150mm.
 2 x Phillips Screwdrivers: PH1 x 80mm & PH2 x 100mm.
 2 x Pozidriv Screwdrivers: PZ1 x 80mm & PZ2 x 100mm.
 1 x PlusMinus Screwdriver: SL/PZ2 x 100mm.
 3 x TORX® Screwdrivers: T15 x 100mm, T20 x 100mm & T25 x 125mm.



Wiha Slotted Screwdrivers VDE

CODE	DESCRIPTION	Each
WHA39559	SlimFix 3.5 x 100mm	6.48
WHA39560	SlimFix 4 x 100mm	6.72
WHA39561	SlimFix 4.5 x 125mm	10.91
WHA39562	SlimFix 5.5 x 125mm	10.95



Wiha Screwdrivers SlimFix VDE

CODE	DESCRIPTION	Each
WHA39564	PH1 x 80mm	6.99
WHA39565	PH2 x 100mm	11.09
WHA39566	PZ1 x 80mm	6.99
WHA39567	PZ2 x 100mm	11.55
WHA39578	PlusMinus SL/PX2 x 100mm	11.36



Wiha Stubby Screwdriver Kit VDE

CODE	DESCRIPTION	Each
WHA41230	SlimVario Stubby Screwdriver Set, 4 Piece	23.16

1 x Slotted slimBit electric Blade 3.5 x 75mm.
 1 x Phillips slimBit electric Blade PH2 x 75mm.
 1 x Plus s/Pozidriv slimBit electric Blade SL/PZ2 x 75mm.



Wiha Scredriver Kit VDE

CODE	DESCRIPTION	Each
WHA41235	LiftUp Electric Bit Magazine SL/PZ/PZS Screwdriver Set, 6 Piece	47.43

3 x 75mm electric slimBit Slotted Bits: 2.5, 3.5 & 5.5mm.
 2 x 75mm electric slimBit Phillips Bits: PZ1 & PZ2.
 1 x 75mm electric slimBit PlusMinus/Pozidriv Bit SL/PZ2.



Wiha Interchangeable Screwdriver

CODE	DESCRIPTION	Each
WHA43167	PicoFinish® slimVario® Electric Fine Screwdriver Set, 4 Piece	22.21

Supplied with:

- 1 x 75mm slimBit electric Slotted Bit 2.0mm.
- 1 x 75mm slimBit electric Phillips Bit PH0.
- 1 x 75mm slimBit electric Pozidriv Bit PZ0.



Wiha Stubby Screwdriver Set

CODE	DESCRIPTION	Each
WHA43613	Magnetic SoftFinish® Stubby Screwdriver with Bit Magazine	21.53

Supplied with the following bits:

- 1 x Double Slotted/Slotted Bit 4.0/6.0mm.
- 1 x Double Phillips/Phillips Bit PH1/PH2.
- 1 x Double Pozidriv/Pozidriv Bit PZ1/PZ2.
- 2 x Double TORX®/TORX® Bits: T10/T15 & T20/T25.
- 2 x Double Hex/Internal Hex Bits: 3.0/4.0mm & 5.0/6.0mm.



Wiha Pocket Screwdriver Set

CODE	DESCRIPTION	Each
WHA45296	Electric PocketMax® Screwdriver Set, 5 Piece	33.08

Supplied with:

- 1 x electric Slotted slimBit 3.5 x 75mm.
- 2 x electric Phillips slimBits: PH1 x 75mm & PH2 x 75mm.
- 1 x electric PlusMinus/Pozidriv slimBit SL/PZ2 x 75mm.



Wiha PZ2 Pozi Bit Pack (100)


CODE	DESCRIPTION	Each
WHA40462	Standard Pozidriv Bits PZ2 25mm Tub of 100	40.99



Wiha Flashlight with Lazer

CODE	DESCRIPTION	Each
WHA41286	LED Flashlight	61.55

The Wiha LED Flashlight provides two lighting levels, allowing you to adjust the flashlight to specific light conditions, thus improving your field of vision. It also features a laser, can be used to position drill holes on the ceiling, and a UV light.



Wiha Electricians Hammer

CODE	DESCRIPTION	Each
WHA42071	Electrician's Hammer 300g	40.20



Wiha Electricians Spirit Level

CODE	DESCRIPTION	Each
WHA42074	Electrician's Spirit Level 40cm	45.50

The Wiha Electrician's Spirit Level is built for measuring and marking vertical and horizontal distances between flush boxes. End-to-end casing allows electricians to mark out lines without needing to stop.



Wiha Junior Hacksaw

CODE	DESCRIPTION	Each
WHA43125	Electrician's Hacksaw 150mm	28.63

The Wiha electric Hacksaw is for use during electrical installation work. Its insulated handle offers full protection during work on live parts up to 1,000V.



Wiha Stripping Tool

CODE	DESCRIPTION	Each
WHA44242	Stripping Multi-tool	30.17

This Wiha Stripping Multi-tool is for precise and safe stripping of round cables 8 - 13mm (3 x 1.5mm² to 5 x 2.5mm²) with round and longitudinal cutting. The optimized cable guidance guarantees safe, precise and comfortable stripping without having to adjust the cutting depth in advance.



Wiha Non-contact Voltage Testers

CODE	DESCRIPTION	Each
WHA43797	12-1000V AC IP67	28.76
WHA43798	90-1000V AC IP67	18.94



Wiha Nut Driver & Bit Set

CODE	DESCRIPTION	Each
WHA44684	1/4in Nut Driver & Bit Set, 40 Piece	139.32



CorePlus Core Drill Bit Set

CODE	DESCRIPTION	Each
CORCDKIT7	Diamond Dry Core Drill Bit Set 7 Piece	119.77

Contains:

- 3 x Diamond Dry Core Drill Bits: 38, 52 and 117mm
- 4 x Accessories



Faithfull Adjustable Spanner
 CODE DESCRIPTION Each
 FAIAS200W39 Wide Mouth Adjustable Spanner 200mm 15.26



Faithfull Folding Pad Saw
 CODE DESCRIPTION Each
 FAIJABF Folding Jab Saw 12.76



Faithfull Folding Utility Knife
 CODE DESCRIPTION Each
 FAITKLBN Lock Back Utility Knife 8.26



Faithfull Multitool Blade Set
 CODE DESCRIPTION Each
 FAIMFKIT7 Multi-Function Tool Blade Set, 7 Piece 29.20



Faithfull Long Pozzi Bit Set
 CODE DESCRIPTION Each
 FAISBPZ275IM Pozidriv Impact Screwdriver Bits PZ2 x 75mm (Pack 3) 3.45



Faithfull Spirit Level
 CODE DESCRIPTION Each
 FAISLHD250 Prestige Professional Heavy-Duty Scaffold Level 25cm 15.12



Scan Kneeler Pad
 CODE DESCRIPTION Each
 SCAHDKNEELER Trade Heavy-Duty Kneeler Pad 12.59



Faithfull Gaffa Tape
 CODE DESCRIPTION Each
 FAITAPEGAFBK Gaffa Tape 50mm x 50m Black 4.37



Scan Cleaning Wipes
 CODE DESCRIPTION Each
 SCACWT100 Heavy-duty Trade Wipes (Tub 100) 5.59



Irwin Masonry Drill Bit
 CODE DESCRIPTION Each
 10501818 5 x 160mm 1.86
 10501820 5.5 x 160mm 2.04
 10501822 6 x 160mm 2.27
 10501827 6.5 x 160mm 2.31
 10501831 7 x 160mm 2.50
 10501835 8 x 160mm 2.57
 10501847 10 x 160mm 3.40



Irwin Speedhammer Plus Drill Bit
 CODE DESCRIPTION Each
 10501946 SDS 160 x 5mm 2.74
 10501950 SDS 160 x 5.5mm 2.64
 10501955 SDS 160 x 6mm 2.82
 10501956 SDS 210 x 6mm 3.90
 10501961 SDS 160 x 6.5mm 2.94
 10501965 SDS 160 x 7mm 3.40
 10501969 SDS 160 x 8mm 3.57
 10501980 SDS 260 x 10mm 4.56
 10501981 SDS 260 x 10mm 4.75
 10501992 SDS 210 x 12mm 5.53
 10502005 SDS 210 x 14mm 5.74



Irwin HSS Pro Drill Bit
 CODE DESCRIPTION Each
 10502376 1mm 1.36
 10502377 1.5mm 1.36
 10502378 2mm 1.59
 10502379 2.5mm 1.61
 10502380 3mm 1.74
 10502383 3.5mm 1.38
 10502384 4mm 1.56
 10502386 4.5mm 1.74
 10502387 5mm 1.86
 10502388 5.5mm 1.26
 10502389 6mm 1.34
 10502390 6.5mm 1.58
 10502391 7mm 1.71
 10502393 8mm 2.20
 10502399 11mm 5.32
 10502401 12mm 5.81



Irwin Blue Groove 4X Flat Bit

CODE	DESCRIPTION	Each
10502807	Flat Wood Bit 13mm	3.79
10502809	Flat Wood Bit 16mm	4.19
10502811	Flat Wood Bit 18mm	4.19
10502813	Flat Wood Bit 20mm	4.36
10502814	Flat Wood Bit 22mm	4.36
10502816	Flat Wood Bit 25mm	4.59




Irwin Sabre Saw Blade Pk5

CODE	DESCRIPTION	Each
10504138	Wood/Metal 225mm	20.56
10504151	Wood/Metal 150mm	8.40
10504153	Metal 150mm 18 TPI	8.43
10504156	Metal 200mm 18 TPI	10.50



Irwin Jigsaw Blades Pk5

CODE	DESCRIPTION	Each
10504218	Wood Blade T144D	5.26
10504219	Wood Blade T101B	6.73
10504220	Metal Blade T118A	6.49
10504222	Wood Blade T101D	6.73
10504223	Wood/Laminate T101BR	7.44



Irwin Bi-Metal Hole Saw

CODE	DESCRIPTION	Each
10504164	High Speed Holesaw 19mm	4.87
10504167	High Speed Holesaw 22mm	5.04
10504169	High Speed Holesaw 25mm	6.25
10504171	High Speed Holesaw 29mm	6.73
10504175	High Speed Holesaw 35mm	8.18
10504177	High Speed Holesaw 38mm	8.18
10504181	High Speed Holesaw 44mm	8.88
10504184	High Speed Holesaw 51mm	8.88



Irwin Holesaw Arbor/Mandrel

CODE	DESCRIPTION	Each
10504532	Pilot Drill 6mm	2.89
10504533	Mandrel 13 mm (14-30mm)	7.28
10504535	Mandrel 13 mm (32-210mm)	11.56



Irwin Blue Groove 6X Wood Drill

CODE	DESCRIPTION	Each
10506620	165 x 16mm	5.44
10506621	165 x 18mm	5.44
10506622	165 x 20mm	5.68
10506623	165 x 22mm	5.68
10506624	165 x 25mm	6.21
10506625	165 x 28mm	8.70
10506626	165 x 32mm	9.04



Irwin Circular Saw Blade

CODE	DESCRIPTION	Each
1897365	Saw Blade 165 x 30mm x 24T ATB Wood	27.33
1897366	Saw Blade 165 x 30mm x 40T ATB Wood	32.14
1897396	Saw Blade 216 x 30mm x 48T ATB/Neg Wood	41.52



IrwinImpact Pro Performance Screwdriver Bits

CODE	DESCRIPTION	Each
IW6061302	PH2 25mm (Pack 2)	1.07
IW6061321	PH2 25mm (Pack 10)	3.96



IrwinImpact Pro Performance Screwdriver Bits

CODE	DESCRIPTION	Each
IW6061404	PZ2 57mm (Pack 5)	3.89
IW6061407	PZ2 25mm (Pack 2)	3.96
IW6061408	PZ2 25mm (Pack 10)	3.96
IW6061411	PZ3 25mm (Pack 2)	1.16



Irwin Impact Pro Performance Screwdriver Bits

CODE	DESCRIPTION	Each
IW6061415	PZ2 25mm (Pack 20)	8.81



Irwin Impact Pro Performance Screwdriver Bits

CODE	DESCRIPTION	Each
IW6061612	TX30 25mm (Pack 2)	1.22



Irwin Hacksaw Frame 300mm (12in)

CODE	DESCRIPTION	Each
IRW10504407	I-125 Hacksaw Frame 300mm (12in)	20.54



Irwin Hacksaw Blades 300mm (Pk2)

CODE	DESCRIPTION	Each
IRW10504524	Bi-Metal Hacksaw Blades 300mm(12in) 24 TPI (Pk 2)	4.26

IRWIN® Bi-Metal Hacksaw Blades are safer than HSS blades. They are flexible, shatter resistant and are suitable for use on a variety of metals.



Irwin Junior Saw Blades (Pk10)

CODE	DESCRIPTION	Each
IRW10504531	Junior Saw Blades 150mm (6in) 32 TPI Metal (Pk 10)	4.07

Leveraging the advantages of WeldTec™ technology, IRWIN® hacksaw blades allow for faster, smoother and less tiring cutting. Can be used on metal and PVC.



Irwin Knife Blades (Pack 10)

CODE	DESCRIPTION	Each
10504241	Bi-Metal Trapezoid Knife Blades (Pack 10)	3.52

This blade stays sharp up to 3 x longer than standard blades. The high-speed steel edge, and heat treated to greater hardness for longer life and edge sharpness.

Fit all standard knives.



Faithfull Hose Connector

CODE	DESCRIPTION	Each
FAIHOSEPLUTC	Plastic Universal Tap Hose Connector	2.30

Designed to fit oval and round domestic taps with a maximum diameter of 24mm.



Faithfull Stop Hose Connector 1/2"

CODE	DESCRIPTION	Each
FAIHOSEPLWC	Plastic Water Stop Hose Connector 1/2in	1.51

Waterstop Connector is ideal for use at the end of a hose run where a nozzle, gun or sprinkler is to be connected.



Faithfull Hose Fittings Kit 1/2"

CODE	DESCRIPTION	Each
FAIHOSEPLKIT	Hose Fitting Starter Kit	4.62

Kit includes:

- 1 x Hose Spray Nozzle
- 1 x Dual Tap Connector
- 1 x Water Stop Hose Connector
- 1 x Hose Connector



Faithfull Pro Measuring Tape

CODE	DESCRIPTION	Each
FAITM532MI	5m/16ft 32mm Wide	11.82


The class II blade is 32mm wide, giving an impressive standout of 3m. Ideal when working alone.



PLASTIC CONDUIT (Marshall Tufflex)

3 Metre Lengths


CODE	DESCRIPTION	SIZE	COLOUR	LEN
HG20B	HEAVY GAUGE	20mm	BLACK	1.85
HG20W	HEAVY GAUGE	20mm	WHITE	1.85
HG25B	HEAVY GAUGE	25mm	BLACK	2.47
HG25W	HEAVY GAUGE	25mm	WHITE	2.47



OVAL CONDUIT

3 Metre Lengths

CODE	SIZE	COLOUR	3M LENGTH
OC05	13mm	WHITE	1.01
OC06	16mm	WHITE	1.15
OC07	20mm	WHITE	1.45
OC10	26mm	WHITE	1.94



PVC CHANNEL

2 Metre Lengths

CODE	SIZE	COLOUR	2M LENGTH
CH05	13mm	WHITE	0.56
CH10	26mm	WHITE	0.67
CH15	39mm	WHITE	1.00

STEEL CHANNEL


2 Metre Lengths

SE01	13mm x 2 Mtr GALV	£ Length
SE02	25mm x 2 Mtr GALV	0.54
SE03	38mm x 2 Mtr GALV	0.74
SE04	63mm x 2 Mtr GALV	1.12
		2.05



ADHESIVE

CODE	SIZE	TYPE	EACH
PVC1	1/4 Pint	SOLVENT CEMENT	4.20
PVC2	1/2 Pint	SOLVENT CEMENT	6.50



TERMINAL BOX

CODE	SIZE	COLOUR	EACH
P1WAY20B	20mm	BLACK	0.74
P1WAY20W	20mm	WHITE	0.74
P1WAY25B	25mm	BLACK	1.01
P1WAY25W	25mm	WHITE	1.01



THROUGH BOX

CODE	SIZE	COLOUR	EACH
P2WAY20B	20mm	BLACK	0.77
P2WAY20W	20mm	WHITE	0.77
P2WAY25B	25mm	BLACK	1.07
P2WAY25W	25mm	WHITE	1.07



ANGLE BOX

CODE	SIZE	COLOUR	EACH
PANGLE20B	20mm	BLACK	0.83
PANGLE20W	20mm	WHITE	0.83
PANGLE25B	25mm	BLACK	1.13
PANGLE25W	25mm	WHITE	1.13



TEE BOX

CODE	SIZE	COLOUR	EACH
P3WAY20B	20mm	BLACK	0.83
P3WAY20W	20mm	WHITE	0.83
P3WAY25B	25mm	BLACK	1.02
P3WAY25W	25mm	WHITE	1.02



INTERSECTION BOX

CODE	SIZE	COLOUR	EACH
P4WAY20B	20mm	BLACK	0.94
P4WAY20W	20mm	WHITE	0.94
P4WAY25B	25mm	BLACK	1.17
P4WAY25W	25mm	WHITE	1.17




U BOX

CODE	SIZE	COLOUR	EACH
PU20B	20mm	BLACK	0.46
PU20W	20mm	WHITE	0.46



Y BOX

CODE	SIZE	COLOUR	EACH
PY20B	20mm	BLACK	0.43
PY20W	20mm	WHITE	0.43




SURFACE BOXES

CODE	SIZE	DESCRIPTION	EACH
RC1	1G 32mm White	32mm Box with 20mm KO	1.301
RC2	2G 32mm White	32mm Box with 20mm KO	1.86



INSPECTION TEE

CODE	SIZE	COLOUR	EACH
PIT20W	20mm	WHITE	0.95
PIT20B	20mm	BLACK	0.95
PIT25W	25mm	WHITE	1.48
PIT25B	25mm	BLACK	1.48



CONDUIT ADAPTORS

CODE	SIZE	COLOUR	EACH
PFA20B	FEMALE	BLACK	0.24
PFA20W	FEMALE	WHITE	0.24
PFA25B	FEMALE	BLACK	0.51
PFA25W	FEMALE	WHITE	0.54
PMA20B	MALE C/W L/RING	BLACK	0.28
PMA20W	MALE C/W L/RING	WHITE	0.27
PMA25B	MALE C/W L/RING	BLACK	0.42
PMA25W	MALE C/W L/RING	WHITE	0.42



BOX LIDS

CODE	SIZE	COLOUR	EACH
PCCB	Std.	BLACK	0.24
PCCW	Std.	WHITE	0.24



INSPECTION ELBOWS

CODE	SIZE	COLOUR	EACH
PIE20B	20mm	BLACK	0.91
PIE20W	20mm	WHITE	0.91



LOCKRING M/E

CODE	SIZE	COLOUR	EACH
PLR20B	20mm	BLACK	0.13
PLR20W	20mm	WHITE	0.21
PLR25B	25mm	BLACK	0.08
PLR25W	25mm	WHITE	0.14



EXTENSION RINGS

CODE	SIZE	COLOUR	EACH
MER2	20mm	WHITE	1.74
MER3	25mm	WHITE	1.87
MER4	32mm	WHITE	2.00



INSPECTION BENDS

CODE	SIZE	COLOUR	EACH
PIB20B	20mm	BLACK	0.92
PIB20W	20mm	WHITE	0.92
PIB25B	25mm	BLACK	1.37
PIB25W	25mm	WHITE	1.37



REDUCERS

CODE	SIZE	COLOUR	EACH
PR2520W	25-20mm	WHITE	0.43
PR2520B	25-20mm	BLACK	0.43



SPACER BAR SADDLES

CODE	SIZE	COLOUR	EACH
PSB20B	20mm	BLACK	0.25
PSB20W	20mm	WHITE	0.25
PSB25B	25mm	BLACK	0.40
PSB25W	25mm	WHITE	0.40



POUND CONDUIT CLIPS

CODE	SIZE	COLOUR	EACH
PRCC20B	20mm	BLACK	0.21
PRCC20W	20mm	WHITE	0.21



EARTH TERMINAL (MT)

CODE	SIZE	COLOUR	EACH
MET1		BRASS	0.97



SOLID COUPLERS

CODE	SIZE	COLOUR	EACH
PC20B	20mm	BLACK	0.21
PC20W	20mm	WHITE	0.21
PC25B	25mm	BLACK	0.27
PC25W	25mm	WHITE	0.27



OVAL CONDUIT CLIPS

CODE	SIZE	WILL FIT	EACH
POCC16W	16mm	ROG2	0.43
POCC20W	20mm	ROG3	0.54
POCC25W	25mm	ROG5	0.62



BENDING SPRINGS (DELIGO)

CODE	SIZE	COLOUR	EACH
BSH20	20mm H/G	GREEN	4.53
BSH25	25mm H/G	GREEN	5.29



SLIP BENDS

CODE	SIZE	COLOUR	EACH
PSTB20B	20mm	BLACK	1.51
PSTB20W	20mm	WHITE	1.51
PSTB25B	25mm	BLACK	1.30
PSTB25W	25mm	WHITE	1.42



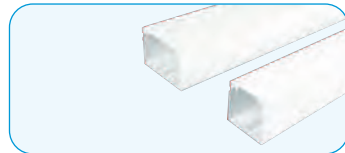
LOOP IN BOX

CODE	SIZE	COLOUR	EACH
PLOOPB	20mm	BLACK	0.83
PLOOPW	20mm	WHITE	0.83



CEILING ROSE ADAPTER (MT)


CODE	SIZE	COLOUR	EACH
TCR2	CEILING ROSE ADAPTER		2.21


Maxi PVC Trunking
**50, 75 & 100mm
Single Compartment Trunking**

Maxi PVC Trunking


CODE	DESCRIPTION	3Mt Len
MMT50	50mmX50mm	10.69
MMT75	75mmX75mm	16.58
MMT100	100mmX100mm	23.54


External Angle


CODE	DESCRIPTION	EACH
MMTE50	50X50mm	1.97
MMTE75	75X75mm	10.04
MMTE100	100X100mm	20.84


Internal Angle


CODE	DESCRIPTION	EACH
MMTI50	50X50mm	1.97
MMTI75	75X75mm	10.04
MMTI100	100X100mm	20.84


Flat Angle

CODE	DESCRIPTION	EACH
MMTF50	50X50mm	2.59
MMTF75	75X75mm	8.37
MMTF100	100X100mm	19.44


Flat Tee

CODE	DESCRIPTION	EACH
MMTT50	50X50mm	1.97
MMTT75	75X75mm	10.04
MMTT100	100X100mm	20.84


Joint Cover

CODE	DESCRIPTION	EACH
MMTJ50	50X50mm	0.76
MMTJ75	75X75mm	1.57
MMTJ100	100X100mm	2.00


End Cap

CODE	DESCRIPTION	EACH
MMTC50	50X50mm	0.70
MMTC75	75X75mm	1.19
MMTC100	100X100mm	2.15


Apollo3 uPVC Trunking
**170 x 50mm
3 Compartment Dado Trunking
Dado, Square & Skirting Profile**

Dado Trunking


CODE	DESCRIPTION	3Mt Len
MTD3	Dado Profile	34.08
MTDQ3	Square Profile	34.08
MTS3	Skirting Profile	34.08


External Angle

CODE	DESCRIPTION	EACH
MTDE3	Dado Profile	5.62
MTDQE3	Square Profile	5.62
MTSE3	Skirting Profile	5.62


Internal Angle

CODE	DESCRIPTION	EACH
MTDI3	Dado Profile	5.62
MTDQI3	Square Profile	5.62
MTSI3	Skirting Profile	5.62


Flat Angle

CODE	DESCRIPTION	EACH
MTDF3	Dado Profile	28.20
MTDQF3	Square Profile	28.20
MTSF3D	Skirting Profile Down	28.20
MTSF3U	Skirting Profile Up	28.20


Flat Tee


CODE	DESCRIPTION	EACH
MTDT3	Dado Profile	32.08
MTDQT3	Square Profile	32.08
MTST3	Skirting Profile	32.08


Joint Cover

CODE	DESCRIPTION	EACH
MTDJ3	Dado Profile	3.09
MTDQJ3	Square Profile	3.09
MTSJ3	Skirting Profile	3.09


End Cover

CODE	DESCRIPTION	EACH
MTDC3	Dado Profile	2.00
MTDQC3	Square Profile	2.00
MTSCL3	Skirting Profile LH	2.00
MTSCR3	Skirting Profile RH	2.00


Juno uPVC Trunking
**100 x 50mm
Single Compartment Trunking**

Trunking 100mm x 50mm

CODE	DESCRIPTION	3Mt Len
MT105	100mm x 50mm	17.90


External Angle

CODE	DESCRIPTION	EACH
MTE105	Ext Angle	5.81


Internal Angle

CODE	DESCRIPTION	EACH
MTI105	Int Angle	5.81


Flat Angle


CODE	DESCRIPTION	EACH
MTF105	Flat Angle	7.06


Flat Tee

CODE	DESCRIPTION	EACH
MTT105	Flat Tee	11.08


Joint Cover


CODE	DESCRIPTION	EACH
MTJ105	Joint Cover	1.92


End Cover


CODE	DESCRIPTION	EACH
MTC105	End Cover	2.07


Juno Divider


CODE	DESCRIPTION	Len
MTD105	Juno Divider x1.5m	3.43


Juno/Apollo Common Components

CODE	DESCRIPTION	EACH
MTAS	Screening x1.5m	7.30
MTCR	Cable Retainer	0.46
MTLS	Accessory Spacer	0.43


Socket Mounting Box 35mm

CODE	DESCRIPTION	EACH
MTSB1	1 Gang Box	1.32
MTSB2	2 Gang Box	1.80


Socket Mounting Box 25mm

CODE	DESCRIPTION	EACH
MTSB1-25	1 Gang Box	2.55
MTSB2-25	2 Gang Box	3.10

**Socket Outlets**

Code	Description	Each
822	SOCKET 2 Gang 13A Switched SP	2.56
822DP	SOCKET 2 Gang 13A Switched DP	2.87
822CON	SOCKET 1 Gang to 2 Gang Converter	5.96
821	SOCKET 1 Gang 13A Switched SP	2.01
821DP	SOCKET 1 Gang 13A Switched DP	2.22
823	SOCKET 1 Gang Unswitched	1.92
824	SOCKET 2 Gang Unswitched	2.56
820	DUAL VOLT SHAVER SOCKET	14.67

Socket Outlets with USB Outlets

822U	2 Gang Socket + 2x USB Charging Outlets	12.40
------	---	-------

**Switches 10AX Rated**

Code	Description	Each
811	SWITCH 1G 1W 10AX	1.19
812	SWITCH 1G 2W 10AX	1.33
813	SWITCH INTERMEDIATE 10AX	2.43
815	SWITCH FAN ISOLATOR 3P 10AX	3.50
842	SWITCH 2G 2W 10AX	2.01
843	SWITCH 3G 2W 10AX	2.93
844	SWITCH 4G 2W 10AX	4.57

**45A Switches**

Code	Description	Each
872	SWITCH 45A DP 2G NEON	6.21
873	SWITCH 45A DP 2G	6.14
874	SWITCH 45A D/P+NEON	5.92
875	SWITCH 45A D/POLE	5.86

**Cooker Points 45A**

Code	Description	Each
870	COOKER PT+NEON+S/O	8.55
871	COOKER PT+S/O	8.15
879	COOKER OUTLET PLATE	3.56

**Spurs, 13A Fused Connection Unit**

Code	Description	Each
850	SPUR 13A SWITCHED	3.15
851	SPUR 13A SWITCHED FLEX OUTLET	3.56
852	SPUR 13A SW C/W NEON	4.43
853	SPUR 13A SWITCHED NEON FLEX OUTLET	4.85
854	SPUR 13A UNSWITCHED	3.35
855	SPUR 13A UNSWITCHED	3.72
855RCD	SPUR 13A RCD PROTECTED	19.25
856	SPUR 13A UNSWITCHED C/W NEON	4.07
857	SPUR 13A UNSWITCHED FLEX OUTLET NEON	4.64

**20A DP Switches**

Code	Description	Each
830	20A DP SWITCH	3.08
831	SWITCH 20A DP C/W NEON	4.07
832	SWITCH D/P 20A WITH F/O	3.94
833	SWITCH 20A DP WITH NEON F/O	4.33

**Dimmer Switches**


Code	Description	Each
881P - LED	1 Gang, 2 Way 400W Push Dimmer	12.10
882P - LED	2 Gang, 2 Way 250W Push Dimmer	23.19
883P - LED	3 Gang, 2 Way 400W Push Dimmer	35.36
884P - LED	4 Gang, 2 Way 400W Push Dimmer	46.41

**TV & Satellite Points**

Code	Description	Each
860	1G CO-AXIAL OUTLET	2.13
861	2G CO-AXIAL OUTLET	3.35
862	1G CO-AXIAL OUTLET ISOLATED	3.56

**F/Outlet & Blank Plates**

Code	Description	Each
894	BLANK PLATE 1 GANG	0.81
895	BLANK PLATE 2G	1.16
858	25A FLEX OUTLET PLATE	2.51


Telephone Points

Code	Description	Each
8BTM/1	SOCKET 1G BT MASTER	4.13
8BTS/1	SOCKET 1G BT SLAVE	3.35


Pull Cord Switches

Code	Description	Each
801	PULL CORD 1W 6A	3.33
802	PULL CORD 2W 6A	3.41
803	PULL SWITCH 45A D/P	8.38
804	PULL SWITCH TP Fan Switch	6.49
802CH	PULL CORD 2W 6A CHROME	6.82
802ST	PULL CORD 2W 6A STAINLESS STEEL	7.12


Pattresses

Code	Description	Each
877	PATTRESS 1GANG 50mm DEEP	1.29
878	PATTRESS 2GANG 50mm DEEP	1.79
891	PATTRESS SINGLE 32mm DP	0.72
892	PATTRESS TWIN 32mm DEEP	1.25
893	PATTRESS SINGLE 16mm DP	0.72
896	PATTRESS DUAL ACCESSORY	2.01


FLUORESCENT STARTER SWITCHES

Code	Description	Each
FSU	PFS500 4-65 & 80W UNIVERSAL	0.28
FS2	PFS200 4-20W 110-250V SERIES	0.28
FS125	PFS800 70-125W 240-250V	0.50


17th Edition Metal High Integrity Consumer Units AMD'S

Code	Description	Price
CFUDP16616	16Way Dual RCD, 100A Sw and 2x63A RCD, Populated 16 MCBs	119.52
CUMB**	MCB's 6 - 50A	2.32

Garage Consumer Unit

Code	Description	Price
CFGAR1	Garage Kit Enclosure- IP55, 40A, 30mA RCD, 6+32A MCB	54.12

euro module wiring accessories



Quick and easy to install

Step1

Screw the plate to mounting box

Step2

Wire the modules

Step3


Click modules into place


EURO MODULE FACE PLATES

Code	Description	Each
Moulded		
8EMS1-01	EURO PLATE 1 MODULE Moulded White	0.72
8EMS2-01	EURO PLATE 2 MODULE Moulded White	0.72
Brushed Steel Screwless		
FBSEMS1-01	EURO PLATE 1 MODULE Brushed Steel Screwless	4.62
FBSEMS2-01	EURO PLATE 2 MODULE Brushed Steel Screwless	4.70
Brushed Steel with Screws		
NBSEMS1-01	EURO PLATE 1 MODULE Brushed Steel with Screws	3.99
NBSEMS2-01	EURO PLATE 2 MODULE Brushed Steel with Screws	4.11
Polished Chrome with Screws		
NPCEMS1-01	EURO PLATE 1 MODULE Polished Chrome with Screws	3.99
NPCEMS2-01	EURO PLATE 2 MODULE Polished Chrome with Screws	4.11

EURO MODULES

Code	Description	Each
EMBLKW	EURO 1/4 BLANK WHITE	1.10
EMBLKG	EURO 1/4 BLANK GREY	1.10
EMBTMIG	EURO MOD BT MASTER GREY	3.00
EMBTMIW	EURO MOD BT MASTER WHITE	3.00
EMBTSIG	EURO MOD BT SLAVE GREY	2.72
EMBTSIW	EURO MOD BT SLAVE WHITE	2.72
EMFO	BRUSH FLEX OUTLET	2.58
EMHDMIW	BG HDMI MODULE	5.96
EMNSSATG	EURO MOD SATELLITE GREY	1.63
EMNSSATW	EURO MOD SATELLITE WHITE	1.63
EMNSTVG	EURO MOD CO-AXIAL GREY	1.52
EMNSTVW	EURO MOD CO-AXIAL WHITE	1.52
EMRJ45C5EG	EURO MOD RJ45 CAT5 GREY	2.59
EMRJ45C5EW	EURO MOD RJ45 CAT5 WHITE	2.59
EMRJ45C6G	EURO MOD RJ45 CAT6 GREY	2.59
EMRJ45C6W	EURO MOD RJ45 CAT6 WHITE	2.59



Switch rockers can be replaced with printed/embossed versions

Nexus Grid Switch Module 20AX White

CODE	DESCRIPTION	Each
R12	2 Way Single Pole Switch Module	1.50
R12C	2 Way Single Pole Switch Centre Off	2.87
R13	Intermediate Switch Module	4.91
R14	2 Way Retractive, SP (PRESS)	3.44
R14C	2 Way Retractive, SP (PRESS) Centre Off	3.44
R30	20 AX Double Pole Switch Module	2.58



Nexus Grid Switch Rockers White Printed

CODE	DESCRIPTION	Each
RRHBW	HOB	0.46
RROVW	OVEN	0.46
RRFNW	FAN	0.46
RRWMW	WASHING MACHINE	0.46
RRTDW	TUMBLE DRYER	0.46
RRFDW	FRIDGE	0.46
RRFFW	FRIDGE FREEZER	0.46
RRFZW	FREEZER	0.46
RRBLW	BOILER	0.46
RRMW	MICROWAVE	0.46
RRCHW	COOKER HOOD	0.46
RRWHW	WATER HEATER	0.46
RRWDISW	WASTE DISPOSAL	0.46
RRACW	AIR CON	0.46
RRDWW	DISH WASHER	0.46
RRHTW	HEATER	0.46
RRBELLW	Bell Symbol (Graphic)	0.46



Nexus Grid Switch Rockers Metal Embossed

CODE	DESCRIPTION	Each
RRHB**	HOB	0.78
RROV**	OVEN	0.78
RRFN**	FAN	0.78
RRWM**	WASHING MACHINE	0.78
RRTD**	TUMBLE DRYER	0.78
RRFD**	FRIDGE	0.78
RRFF**	FRIDGE FREEZER	0.78
RRFZ**	FREEZER	0.78
RRBL**	BOILER	0.78
RRMW**	MICROWAVE	0.78
RRCH**	COOKER HOOD	0.78
RRWH**	WATER HEATER	0.78
RRWDIS**	WASTE DISPOSAL	0.78
RRAC**	AIR CON	0.78
RRDW**	DISH WASHER	0.78
RRHT**	HEATER	0.78
RRBELL**	Bell Symbol (Graphic)	0.78
RRUP**	Unprinted Rocker	0.78

**PC= Polished Chrome


**BS= Brushed Steel

**BN= Black Nickel




Nexus Flex Outlet, Fused & Blank Modules

CODE	DESCRIPTION	Each
RFLEX	Flex Outlet Module White	3.82
RFUSE	Fuse Module White	4.83
RPCFUSE	Fuse Module Polished Chrome	6.41
RBSFUSE	Fuse Module Brushed Steel	6.41
RBNFUSE	Fuse Module Black Nickel	6.41
RBLNK	Blank Module White	0.83
RPCBLNK	Blank Module Polished Chrome	2.56
RBSBLNK	Blank Module Brushed Steel	2.36
RBNBLNK	Blank Module Black Nickel	2.68




Nexus Fan Switch & Key Switch Module

CODE	DESCRIPTION	Each
R15	10A 3P Fan Isolator Mod White	3.44
RPC15	10A 3P Fan Isolator Mod Polished Chrome	7.21
RBS15	10A 3P Fan Isolator Mod Brushed Steel	7.21
RBN15	10A 3P Fan Isolator Mod Black Nickel	7.21
R12KY	Keyswitch 2 Way, Single Pole White Mod	3.90
R30KY	Keyswitch 20A Double Pole White Mod	3.84
R12EL	Keyswitch 2W, SP- Printed 'EMG LTG TEST'	5.14
RSCKY	Keyswitch Spare Key	0.18



Nexus Grid Dimmer Module

CODE	DESCRIPTION	Each
RDTR	2W 200W Trailing Edge White	10.17
RPCDTR	2W 200W Trailing Edge Polished Chrome	11.39
RBSDTR	2W 200W Trailing Edge Brushed Steel	11.39
RBNDR	2W 200W Trailing Edge Black Nickel	11.39



Nexus Moulded Front Plates White

CODE	DESCRIPTION	Each
R81	1 Gang Front Plate	1.06
R82	2 Gang Front Plate	1.06
R83	3 Gang Front Plate	1.70
R84	4 Gang Front Plate	1.70
R86	6 Gang Front Plate	3.37
R88	8 Gang Front Plate	3.37
R89	9 Gang Front Plate	5.16
R812	12 Gang Front Plate	5.16



Nexus Metal Front Plates Polished Chrome

CODE	DESCRIPTION	Each
RNPC1	1 Gang Front Plate	4.07
RNPC2	2 Gang Front Plate	4.07
RNPC3	3 Gang Front Plate	6.91
RNPC4	4 Gang Front Plate	7.21
RNPC6	6 Gang Front Plate	17.60
RNPC8	8 Gang Front Plate	19.60




Nexus Metal Front Plates Brushed Steel

CODE	DESCRIPTION	Each
RNBS1	1 Gang Front Plate	4.07
RNBS2	2 Gang Front Plate	4.07
RNBS3	3 Gang Front Plate	6.91
RNBS4	4 Gang Front Plate	7.21
RNBS6	6 Gang Front Plate	17.60
RNBS8	8 Gang Front Plate	19.60
RNBS9	9 Gang Front Plate	19.60
RNBS12	12 Gang Front Plate	19.87



Nexus Metal Front Plates Black Nickel

CODE	DESCRIPTION	Each
RNBN1	1 Gang Front Plate	4.07
RNBN2	2 Gang Front Plate	4.07
RNBN3	3 Gang Front Plate	6.91
RNBN4	4 Gang Front Plate	7.21
RNBN6	6 Gang Front Plate	17.60
RNBN8	8 Gang Front Plate	19.60



Nexus Grid Frames

CODE	DESCRIPTION	Each
RFR12	1 and 2 Gang Grid Frame	1.70
RFR34	3 and 4 Gang Grid Frame	2.11



Nexus Grid Boxes

CODE	DESCRIPTION	Each
MC501	Metal Clad 1 Gang Surface Mounting Box	2.63
MC502	Metal Clad 2 Gang Surface Mounting Box	4.18
MC503	Nexus Grid Double Metal Box- Surface Or Flush Mount (6g And 8g Grid)	5.88



NEXUSmetal



NEXUS BRUSHED CHROME WITH GREY INSERTS

Available in Polished Chrome (Replace NBS with NPC)

SLEEK AND SLIM, WITH SOFTLY ROUNDED CORNERS AND GENTLY CURVED ROCKERS.

NEXUS COMBINES SUPERIOR QUALITY WITH STUNNING GOOD LOOKS AND EASY INSTALLATION.

A STYLISH MODERN LOOK FOR THE HOME OR OFFICE.



10 AMP SWITCHES

Brushed Steel	Polished Chrome	Description	Our Price Each
NBS12	NPC12	10AX plate switch 1 gang, 2 way	3.92
NBS13	NPC13	10AX plate switch intermediate	6.21
NBS15	NPC15	3 Pole Fan Isolator	9.33
NBS42	NPC42	10AX plate switch 2 gang, 2 way	5.37
NBS43	NPC43	10AX plate switch 3 gang, 2 way	7.05
NBS44	NPC44	10AX plate switch 4 gang, 2 way	11.62



45 AMP SWITCHES

Brushed Steel	Polished Chrome	Description	Our Price Each
NBS70G	NPC70	45A DP switch with 13A neon socket	18.49
NBS72	NPC72	45A DP switch with neon, double plate	12.48
NBS74	NPC74	45A DP switch with neon, single plate	11.26



13 AMP DOUBLE POLE SOCKET OUTLETS

Brushed Steel	Polished Chrome	Description	Our Price Each
NBS21	NPC21	1 gang 13A switched socket	5.84
NBS22	NPC22	2 gang 13A switched socket	6.44

USB + 13A SOCKET OUTLETS

Brushed Steel	Polished Chrome	Description	Our Price Each
NBS22U	-	2 Gang Brushed Steel, Grey Insert 2 x USB	18.13
-	NPC22UW	2 Gang Polished Chrome, White Insert 2 x USB	18.13



CO-AXIAL AND SATELLITE SOCKETS

Brushed Steel	Polished Chrome	Description	Our Price Each
NBS60	NPC60	Co-axial socket 1 gang	4.64



ROUND PIN SOCKET OUTLET

Brushed Steel	Polished Chrome	Description	Our Price Each
NBS29	NPC29	5A unswitched socket round pin	12.71




TELEPHONE AND DATA OUTLETS

Brushed Steel	Polished Chrome	Description	Our Price Each
NBSBTM1	NPCBTM1	Telephone master 1 gang	8.14
NBSBTS1	NPCBTS1	Telephone slave 1 gang	7.65



20 AMP DOUBLE POLE SWITCHES

Brushed Steel	Polished Chrome	Description	Our Price Each
NBS31	NPC31	20A D.P. switch with neon	10.00



DIMMERS 2 WAY- PUSH ON/OFF

Brushed Steel	Polished Chrome	Description	Our Price Each
NBS81P	NPC81P	1 gang, 2 Way Push,400W	15.00
NBS82P	NPC82P	2 gang, 2 Way Push, 400W	24.21
NBS83P	NPC83P	3 gang, 2 Way Push,400W	36.17
NBS84P	NPC84P	4 gang, 2 Way Push,400W	45.60



13 AMP FUSED CONNECTION UNITS

Brushed Steel	Polished Chrome	Description	Our Price Each
NBS50	NPC50	13A switched FCU	6.28
NBS52	NPC52	13A switched FCU with neon	6.98
NBS53	NPC53	13A switched FCU with neon and cable	8.39
NBS54	NPC54	13A unswitched FCU	6.50
NBS55	NPC55	13A unswitched FCU with cable outlet	7.18



SHAVER SOCKET

Brushed Steel	Polished Chrome	Description	Our Price Each
NBS20G	NPC20	Shaver socket 115/230V dual voltage	21.39

BLANK PLATES


Brushed Steel	Polished Chrome	Description	Our Price Each
NBS95	NPC95	2 gang blank-plate	3.06

Danford. Phone: 01322 271171 / 01322 286868 email: info@gws Ltd

On-line Shop www.gwsupplies.co.uk

All Prices + VAT F&C
Gurney & White Ltd.©

Change FBS to FPC For Polished Chrome and FBN For Black Nickel



13 AMP DOUBLE POLE SOCKET OUTLETS

Brushed Steel	Description	Our Price Each
FBS22G	2 gang 13A switched socket	7.65
FBS22U3G	2 gang 13A switched socket + 2 x USB sockets	19.42



10 AMP SWITCHES

Brushed Steel	Description	Our Price Each
FBS12	10AX plate switch 1 gang, 2 way	5.12
FBS13	10AX plate switch intermediate	7.41
FBS15	10AX plate switch 3 pole fan isolator	9.46
FBS42	10AX plate switch 2 gang, 2 way	6.57
FBS43	10AX plate switch 3 gang, 2 way	8.26
FBS44	10AX plate switch 4 gang, 2 way	13.19



20 AMP DOUBLE POLE SWITCHES

Brushed Steel	Description	Our Price Each
FBS31	20A D.P. switch with neon	9.58



13 AMP FUSED CONNECTION UNITS

Brushed Steel	Description	Our Price Each
FBS50	13A switched FCU	7.24
FBS52	13A switched FCU with neon	8.01
FBS53	13A switched FCU with neon and cable	9.46
FBS54	13A unswitched FCU	7.47
FBS55	13A unswitched FCU with cable outlet	8.14



45 AMP SWITCHES

Brushed Steel	Description	Our Price Each
FBS70W	45A DP switch with 13A neon socket	18.97
FBS72	45A DP switch with neon, double plate	12.96
FBS74	45A DP switch with neon, single plate	11.74



CO-AXIAL AND SATELLITE SOCKETS

Brushed Steel	Description	Our Price Each
FBS60	Co-axial socket 1 gang	5.22



TELEPHONE AND DATA OUTLETS

Brushed Steel	Description	Our Price Each
FBSBTM1	Telephone master 1 gang Screw	8.72
FBSBTS1	Telephone slave 1 gang Screw	9.91



DIMMERS 2 WAY- PUSH ON/OFF

Brushed Steel	Description	Our Price Each
FBS81P	1 gang, 2 Way Push,500W	20.32
FBS82P	2 gang, 2 Way Push, 500W	32.47
FBS83P	3 gang, 2 Way Push,500W	48.50
FBS84P	4 gang, 2 Way Push,500W	58.88



SHAVER SOCKET

Brushed Steel	Description	Our Price Each
FBS20W	Shaver socket 115/230V dual voltage	22.61

BLANK PLATES

Brushed Steel	Description	Our Price Each
FBS94	1 gang blank-plate	4.28
FBS95	2 gang blank-plate	5.50

MAGDUO Fire Protection



Fire Panel

CODE	DESCRIPTION	Price
MAGDUO2	2 Zone 2 Wire Panel White	206.60
MAGDUO4B	4 Zone 2 Wire Panel Black	260.12




Fire Panel Kit

CODE	DESCRIPTION	Price
MAGDUO2BKIT	2 Zone 2 Wire Panel Kit Blk	470.58
MAGDUO2KIT	2 Zone 2 Wire Panel Kit Whi	470.58
MAGDUO4BKIT	4 Zone 2 Wire Panel Kit Blk	522.37
MAGDUO4KIT	4 Zone 2 Wire Panel Kit Whi	522.37



Detectos

CODE	DESCRIPTION	Price
MAGDUOSH	Flexipoint Fire detector	31.60
MAGDUOSW	Surface Ceiling Sounder White	20.91
MAGDUOSHSS	Flexipoint Fire detector with Sounder and Strobe	59.30



Call Point & Cover

CODE	DESCRIPTION	Price
MAGDUOCP	Resettable Call Point	17.34
MAGDUOCP	Call Point Cover	5.62



Panel Isolator & Battery

CODE	DESCRIPTION	Price
MAGISORP	Red Isolator Switch	13.58
BAT32	12V 3.2Ah SLA Battery	12.42
BAT7	12V 7Ah	16.15

MAGDUO, The New Range Of Two-Wire Fire Systems

- The system is 'Two-Wire' meaning that all system devices can be installed on the same circuit
- Up to 32 devices per zone* (Dependent on Device Loading Unit: DLU, please refer to product technical specification)
- MAG DUO will support 2-8 Zone applications
- The MAGDUO FlexiPoint detectors are changeable from smoke to heat detection mode using the dip switch settings with 7 different options
- FlexiPoint detectors are also available with inbuilt sounder & strobe options
- The 4 and 8 zone panels support up to 8 repeater panels

CCTV Systems



Camera Kit

CODE	DESCRIPTION	Price
REKIP4KB2G	Rekor IP 4 Channel POE 2MP 2 Bullet Camera Kit Grey	286.63
REKIP4KB2W	Rekor IP 4 Channel POE 2MP 4 Bullet Camera Kit White	389.56

Power Over Ethernet

- CCTV Complete with NVR, IP Cameras, Cable & System Power Supply
- HD 2MP Resolution Viewing and Recording
- 4CH POE NVR- Power Over Ethernet. Day/ Night, Weatherproof, Bullet Style IP Cameras
- H.265 Video Compression for Efficient Storage
- Pre-Installed 1TB Premium Surveillance Hard Drive
- Remote Monitoring via APP (Android / IOS) or PC Playback / Record / Remote View Simultaneously
- Continuous / Scheduled / Motion Record Modes
- USB Backup for Evidence Transfer
- Mouse Driven User Menu



Camera Kit

CODE	DESCRIPTION	Price
SHDV4KB2W1TB	4 Channel Full HD 4MP 2 Bullet Camera Kit White	334.95



Camera Kit

CODE	DESCRIPTION	Price
SHDV4KD4G1TB	4 Channel Full HD 4MP 4 Bullet Camera Kit Grey	424.41



LED CCTV Monitors

CODE	DESCRIPTION	Price
MON21L	LED 21.5" CCTV Monitor	236.35
MON23L	LED 23.8" CCTV Monitor	246.32



HD Digital recorder & Camera

CODE	DESCRIPTION	Price
HDVIP8R4TB	5 Megapixel POE NVR 8 channel 4TB	424.41
HDVIP28FDG2	Dome POE Fixed Camera	77.60

Professional Single Wire System
Power Over Ethernet

aperta Door access Systemd



Colour Door Entry Kit

CODE	DESCRIPTION	Price
APKIT	Colour Video Door Entry Kit (White MON)	235.16



Door Entry Station

CODE	DESCRIPTION	Price
APDSMW	Multiway Video Door Station	153.43
APDSKPFMS	Flush Mount For KP Doorstations	15.44




Colour Door Entry Monitor

CODE	DESCRIPTION	Price
APMONB	Video Door Entry Monitor (Black)	114.88
APMONW	Video Door Entry Monitor (White)	114.58

A flexible range of superb quality hands-free colour video door entry products specifically for installation in single dwellings. Simplicity of installation is the key to Aperta single way systems, requiring only 2 wires throughout and all outdoor stations and monitors powered by a single power supply.

The range includes 2 quick and easy to select base kits with options for combined key-pad entry or a stylish but simple bell push outdoor station. Alternatively, you can build your own system from 2 outdoor station and 4 monitor options. You really need look no further to find the ideal single way video door entry solution.

Please enquire for more information.



Power Supply Unit

CODE	DESCRIPTION	Price
APPOWMW	Power Unit For Multiway System	57.83



Power Separator Unit

CODE	DESCRIPTION	Price
APSEPMW	Separator Unit For Multiway System	19.28



Branch Controller

CODE	DESCRIPTION	Price
APBC4MW	Controller For Multiway Systems	32.38

duceri Emergency Lighting



Bulkhead White 14W Round

CODE	DESCRIPTION	Price
EM14WMAINSCBULK	IP65 Mains	26.00
EM14WMAINSCBULKMW	IP65 Mains+Micro	35.00
Emergency Bulkhead 14W		
EM14WMCBULK	IP65 Fitting	42.00
EM14WMCBULKMW	IP65 + Microwave	52.00



Emergency Bulkhead 3M

CODE	DESCRIPTION	Price
EMDLED3WMBULK2	3W LED IP65 Maintained/Non Maintained Emergency Bulkhead 5500K. Legend Inc. 100Lm EM 120Lm Mains. 345 x 110 x 60mm	16.68



Emergency Bulkhead 3M

CODE	DESCRIPTION	Price
EMLED3WMBULK2	3W LED IP65 Maintained/Non Maintained Emergency Bulkhead 5500K. Legend Inc. 107Lm EM 151Lm Mains. 225 x 105 x 50mm	9.00

WHILE STOCKS LAST



Non Maintained Emergency Twin Spot

CODE	DESCRIPTION	Price
EMNMIP20SPOT	2x3W LED IP20 Non Maintained White Twin Spot. 5500K. 272Lm. 3h Duration. Wall Mounted. 273 x 260 x 60mm	27.81




Non Maintained Emergency Twin Spot

CODE	DESCRIPTION	Price
EMNMIP20SPOT	2x3W LED IP20 Non Maintained Black Twin Spot. 5500K. 272Lm. 3h Duration. Wall Mounted. 273 x 260 x 60mm	27.81




LED 3W Open Lens EM Downlight

CODE	DESCRIPTION	Price
EMD3WNMDLK	3W LED 5500K. 138Lm. 3h Duration. Open Lens Emergency Downlight IP20. 35mm Cut Out Includes Silver & Black Bezels	23.95



**LD CABLE TRAY PRE GALVANISED
LIGHT DUTY**

CODE	DESCRIPTION	EACH
LDT050TR	50mm x 3 Metres	10.16
LDT075TR	75mm x 3 Metres	12.56
LDT100TR	100mm x 3 Metres	14.66
LDT150TR	150mm x 3 Metres	20.06
LTD300TR	300mm x 3 Metres	80.34
LDTSC	Coupler (Pair)	5.00




**MRF CABLE TRAY PRE GALVANISED
MEDIUM RETURNED FLANGE (25mm)**

CODE	DESCRIPTION	EACH
MDT075TR	75mm x 3 Metres	15.54
MDT100TR	100mm x 3 Metres	17.38
MDT150TR	150mm x 3 Metres	21.58
MDT225TR	225mm x 3 Metres	34.04
MDT300TR	300mm x 3 Metres	47.42




GAVANISED TRUNKING 3MTR LTHS

CODE	SIZE	EACH
ST22	50 x 50mm	31.70
ST33	75 x 75mm	55.10
ST44	100 x 100mm	64.58
ST66	150 x 150mm	116.66



**METAL TRUNKING GUSSET BENDS
INSIDE LID 90°**

CODE	SIZE	EACH
SA2290I	50 x 50mm	14.92
SA3390I	75 x 75mm	18.82
SA4490I	100 x 100mm	20.74
SA6690I	150 x 150mm	32.48




**METAL TRUNKING GUSSET BENDS
OUTSIDE LID 90°**

CODE	SIZE	EACH
SA2290E	50 x 50mm	14.92
SA3390E	75 x 75mm	18.82
SA4490E	100 x 100mm	20.74
SA6690E	150 x 150mm	32.48



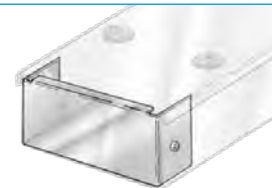
**METAL TRUNKING GUSSET BENDS
TOP LID 90°**

CODE	SIZE	EACH
SA2290T	50 x 50mm	14.92
SA3390T	75 x 75mm	18.82
SA4490T	100 x 100mm	20.74
SA6690T	150 x 150mm	32.48



METAL TRUNKING GUSSET TEE TOP LID

CODE	SIZE	EACH
SA22TTC	50 x 50mm	20.24
SA33TTC	75 x 75mm	24.14
SA44TTC	100 x 100mm	29.16
SA66TTC	150 x 150mm	43.28



METAL TRUNKING FITTINGS STOP END

CODE	SIZE	EACH
SA22SE	50 x 50mm	3.56
SA33SE	75 x 75mm	4.88
SA44SE	100 x 100mm	5.54
SA66SE	150 x 150mm	7.42



GALVANISED STEEL CONDUIT

CODE	DESCRIPTION	£ Length	8 lens.+
DT20300	20mm x 3 MTR LENGTH	5.73	5.21
DT25300	25mm x 3 MTR LENGTH	7.29	6.62



TERMINAL BOX

CODE	DESCRIPTION	EACH
CB120G	20mm GALV	1.29
CB125G	25mm GALV	1.77



THROUGH BOX

CODE	DESCRIPTION	EACH
CB220G	20mm GALV	1.29
CB225G	25mm GALV	1.77



ANGLE BOX

CODE	DESCRIPTION	EACH
CBA20G	20mm GALV	1.29
CBA25G	25mm GALV	1.77



TEE BOX

CODE	DESCRIPTION	EACH
CB320G	20mm GALV	1.38
CB325G	25mm GALV	1.84



Y BOX

CODE	DESCRIPTION	EACH
CBY320G	20mm GALV	1.71
CBY325G	25mm GALV	2.35



U BOX

CODE	DESCRIPTION	EACH
CBU220G	20mm GALV	1.64



INTERSECTION BOX

CODE	DESCRIPTION	EACH
CB420G	20mm GALV	1.45




LIDS & GASKETS

CODE	DESCRIPTION	EACH
SL10G	LID GALV	0.09
RG6	RUBBER GASKET	1.51



STOCKS, DIES & GUIDES

CODE	DESCRIPTION	EACH
SDG1	STOCK, DIES & GUIDES SET 20-25mm	39.70



JACK CHAIN (10 Mtrs)

CODE	DESCRIPTION	EACH
JCG10	NO10 GALV	5.97




INSPECTION TEE

CODE	DESCRIPTION	EACH
IT20G	20mm GALV	3.40
IT25G	25mm GALV	4.21




INSPECTION ELBOWS

CODE	DESCRIPTION	EACH
IE20G	20mm GALV	2.72
IE25G	25mm GALV	3.72




SPACER BAR & DISTANCE SADDLES

CODE	DESCRIPTION	EACH
SB20G	20mm S/B GALV	0.09
SB25G	25mm S/B GALV	0.12
OB20G	20mm Dist. GALV	0.41
OB25G	25mm Dist. GALV	0.50



SOLID COUPLERS

CODE	DESCRIPTION	EACH
SC20G	20mm GALV	0.20
SC25G	25mm GALV	0.27
SC32G	32mm GALV	0.60
SC5G	1 1/2" GALV	0.97
SC6G	2" GALV	1.97



REDUCERS

CODE	DESCRIPTION	EACH
RED25-20G	25 TO 20mm Galv	0.61
RED32-25G	32 TO 25mm Galv	1.51



LOCKRING MILLED EDGE

CODE	DESCRIPTION	EACH
LRS20G	20mm S/C	0.06
LRS25G	25mm S/C	0.10
LRS32G	32mm S/C	0.29
LRS5G	1 1/2" S/C	0.31
LRS6G	2" S/C	0.69




HEXAGONAL LOCKNUTS

CODE	DESCRIPTION	EACH
SLN20G	20mm GALV	0.05
SLN25G	25mm GALV	0.08
SLN32G	32mm GALV	0.19
SLN5G	1 1/2" GALV	0.33
SLN6G	2" GALV	0.50



MALE BRASS BUSH

CODE	DESCRIPTION	EACH
MS20	SHORT 20mm	0.16
MS25	SHORT 25mm	0.26
MS32	SHORT 32mm	0.42
MLP5	SHORT 1 1/2"	0.69
MLP6	SHORT 2"	1.35
ML20	LONG 20mm	0.23
ML25	LONG 25mm	0.38
ML32	LONG 32mm	0.63
BML1.5 (MBB5)	LONG 1 1/2"	1.29
BML2 (MBB6)	LONG 2"	2.08



SCREWED NIPPLES

CODE	DESCRIPTION	EACH
SN20G	20mm S/C	0.20
SN25G	25mm S/C	0.30



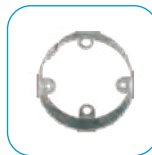
DOME COVER

CODE	DESCRIPTION	EACH
DC20G	20mm GALV	0.43



HOOK PLATE

CODE	DESCRIPTION	EACH
HP10G	HOOK BZP	0.37



EXTENSION RINGS

CODE	DESCRIPTION	EACH
ER20G	20mm Extension Ring	0.99
ER25G	25mm Extension Ring	1.18
ER32G	32mm Extension Ring	1.26



LOOP-IN BOX

CODE	DESCRIPTION	EACH
LB201G	2 Hole Loop-In Box	0.87
LB204G	4 Hole Loop-In Box	0.87



MALE HOOK

CODE	DESCRIPTION	EACH
SMH20G	20mm GALV	0.88




BRASS TRS GLAND

CODE	DESCRIPTION	EACH
TRS20	20mm	0.64
TRS25	25mm	1.14
TRS32	32mm	4.56



CRAMPETS

CODE	DESCRIPTION	EACH
CCR20G	20mm GALV	0.07
CR25G	25mm GALV	0.10




LIGHT HANGER (Witches Hat)

CODE	DESCRIPTION	Each
NMP1	LIGHT SUSPENSION CLIP	0.57



PVC GROMMETS

CODE	DESCRIPTION	PER 100
PGO20	20mm OPEN	2.10
PGO25	25mm OPEN	4.08
PGO32	32mm OPEN	11.16
PGB20	20mm BLIND	4.63
PGB25	25mm BLIND	5.68
PGB32	32mm BLIND	6.85



SLOTTED CHANNEL PRE GALV 3MTR LGTHS

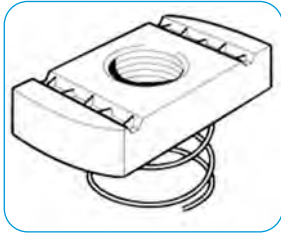
CODE	DESCRIPTION	EACH
AW3/3	41 x 41 x 2.5mm	38.37
AW7/3	41 x 21 x 1.5mm	29.13

(ALSO AVAILABLE IN 6MTR LENGTHS)



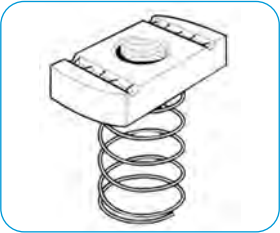
THREADED ROD 3 METRES

CODE	SIZE	EACH
TR6	M6	6.24
TR8	M8	8.76
TR10	M10	13.32



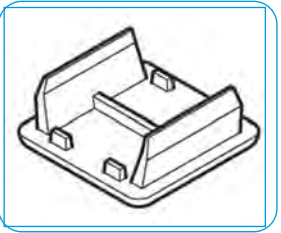
SPRING NUTS SHORT 21mm

CODE	SIZE	EACH
CN6S	6mm	0.13
CN8S	8mm	0.13
CN10S	10mm	0.14



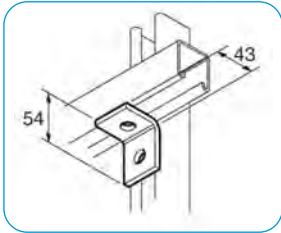
SPRING NUTS LONG 41mm

CODE	SIZE	EACH
CN6L	6mm	0.13
CN8L	8mm	0.13
CN10L	10mm	0.14



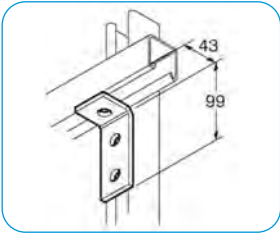
PVC END CAPS

CODE	SIZE	EACH
CSA950B	41X41BLACK	0.20
CSA950W	41X41WHITE	0.19



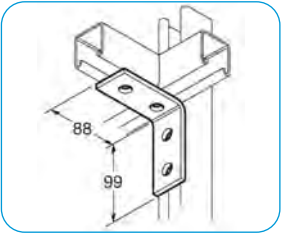
ANGLE BRACKETS

CODE	SIZE	EACH
CSA501	90° 2 HOLE 43 x 54mm	0.58



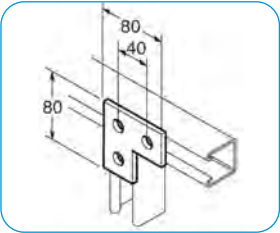
ANGLE BRACKETS

CODE	SIZE	EACH
CSA502	90° 3 HOLE 43 x 100mm	0.86



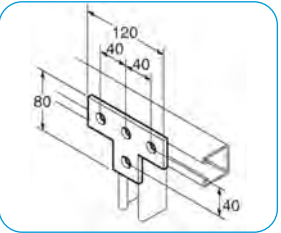
ANGLE BRACKETS

CODE	SIZE	EACH
CSA504	90° 4 HOLE 88 x 9100mm	1.16



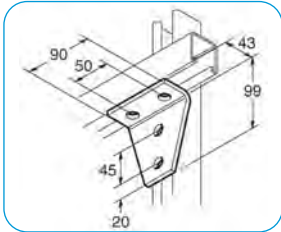
FLAT PLATES

CODE	SIZE	EACH
CSA600	3 HOLE L	0.92



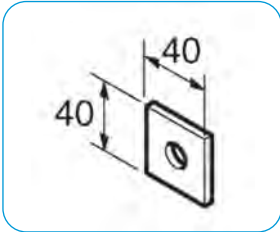
FLAT PLATES

CODE	SIZE	EACH
CSA603	4 HOLE T	1.27



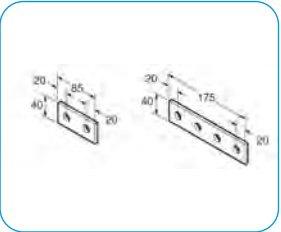
ANGLE BRACKETS

CODE	SIZE	EACH
CSA550	90° Brkt. 43 x 100mm	1.96



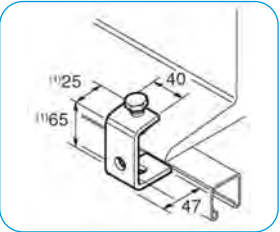
SQUARE PLATES

CODE	SIZE	EACH
CSA50606	M6 HOLE	0.26
CSA50608	M8 HOLE	0.26
CSA50610	M10 HOLE	0.26
CSA50612	M12 HOLE	0.26



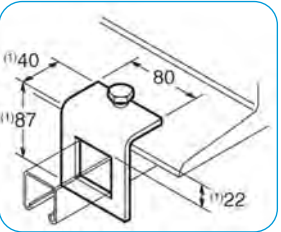
SPLICE PLATES

CODE	SIZE	EACH
CSA507	2 HOLE	0.58
CSA509	4 HOLE	1.07



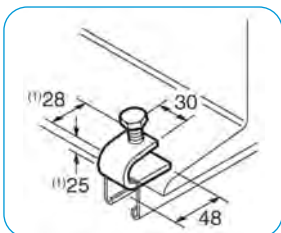
BEAM CLAMP LARGE

CODE	SIZE	EACH
CSA851	40 x 47mm	2.29



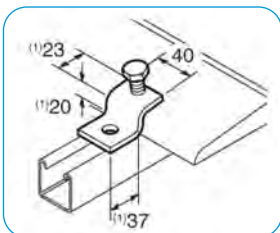
BEAM CLAMPS SINGLE WINDOW

CODE	SIZE	EACH
CSA85241	42 x 41mm	1.86



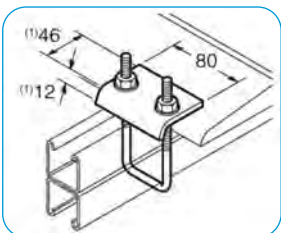
BEAM CLAMP SMALL

CODE	SIZE	EACH
CSA850	30 x 48mm	1.02



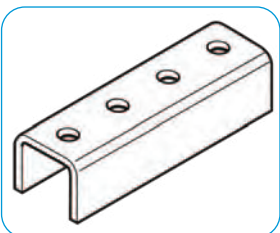
BEAM CLAMPS Z TYPE

CODE	SIZE	EACH
CSA854	40 x 62mm 1 HOLE	0.99



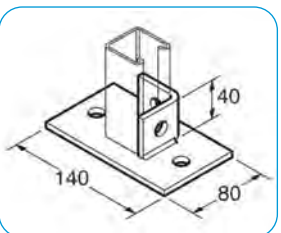
BEAM CLAMPS

CODE	SIZE	EACH
CSA855B	82mm U BOLT DOUBLE	2337



COUPLERS

CODE	SIZE	EACH
CSA651	43 x 175mm 4 Hole	4.81



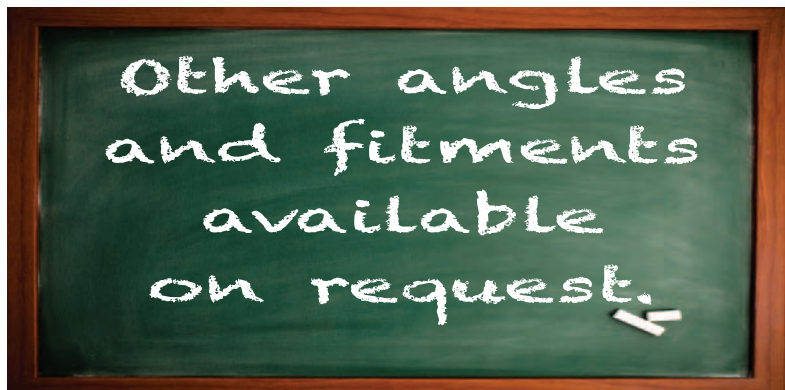
BASE PLATE


CODE	SIZE	EACH
CSA704	SINGLE	2.57



CANTELEVER

CODE	SIZE	EACH
CSA760	150mm	4.54
CSA762	300mm	6.78
CSA763	450mm	8.05
CSA764	600mm	9.78





WOOD SCREWS COUNTERSUNK, POZI

CODE	SIZE	BOX QTY.	PER BOX
SWS61C	No..6 x 1"	200	1.98
SWS6114C	No.6 x 1.25"	200	2.40
SWS6112C	No.6 x 1.5"	200	2.68
SWS81C	No.8 x 1"	200	2.47
SWS8114C	No.8 x 1.25	200	2.83
SWS8112C	No.8 x 1.5"	200	3.25
SWS8212C	No.8 x 2.5"	200	5.76
SWS102C	No.10x 2"	200	5.48
SWS10212C	No.10x 2.5"	200	7.34




WALL PLUGS

CODE	SIZE	PER 100
PP1Y	YELLOW PLUG 5mm Drill	0.72
PP2R	RED PLUG 5.5mm Drill	0.76
PP3B	BROWN PLUG 7mm Drill	0.91



INSULATION TAPE 19mm X 20Mtr

CODE	DESCRIPTION	EACH
TA72BLA	BLACK	0.59
TA72BRO	BROWN	0.59
TA72BLU	BLUE	0.59
TA72GRE	GREY	0.59
TA72REG	GREEN & YELLOW	0.59
TA72RED	RED	0.59
TA72WHI	WHITE	0.59
TA72YEL	YELLOW	0.59



M3.5 NICKEL PLATED SCREWS FOR ACCESSORY BOXES

CODE	SIZE	Per 100
RC325	M3.5mm x 25mm	2.08
RC335	M3.5mm x 35mm	2.53
RC340	M3.5mm x 40mm	3.15
RC350	M3.5mm x 50mm	3.56
RC375	M3.5mm X 70mm	6.41
EXS35	M3.5mm Extension Stud	31.64



CABLE TIES (BLACK OR NATURAL)


CODE	DESCRIPTION	PER 100
CT1*	ZIP TIE 98 x 2.5mm (PCT4/24)	0.45
CT2*	ZIP TIE 140 x 3.6mm (PCT6/36)	1.06
CT3*	ZIP TIE 200 x 4.8mm (PCT8/48)	2.51
CT4*	ZIP TIE 300 x 4.8mm (PCT12/48)	2.51
CT5*	ZIP TIE 370 x 7.6mm (PCT14/76)	7.71
CT7*	ZIP TIE 780 x 9.0mm	29.73

*ADD SUFFIX N=NATURAL, B=BLACK.



PVC SLEEVING

CODE	DESCRIPTION	PER MTR
GY2D	Green/Yellow 2mm ID	0.05
SBR3D	Brown 3mm ID	0.07
SBL3D	Blue 3mm ID	0.05
GY3D	Green/Yellow 3mm ID	0.06
SBR4	Brown 4mm ID	0.07
SBL4	Blue 4mm ID	0.07
GY4D	Green/Yellow 4mm ID	0.08
SGY5/10	Green/Yellow 5mm ID	0.19
SGY6	Green/Yellow 6mm ID	0.11
SGY10	Green/Yellow 10mm ID	0.31



ROOFING NUT & BOLTS M6

CODE	SIZE	Per Box
RB612	M6x12mm x 200	7.54
RB616	M6x16mm x 200	8.23
RB620	M6x20mm x 200	8.54
RB625	M6x25mm x 200	9.37
RB640	M6x40mm x 100	7.84
RB650	M6x50mm x 100	8.93



BALL LOCK S/STEEL CABLE TIES

CODE	Description	Each
NCTS200	4.6 x 200	0.12
NCTS360	4.6 x 360	0.15
NCTS550	7.6 x 550	0.34
NCTSB200B	4.6 x 200 Black Coated	0.21
NCTSB360B	4.6 x 360 Black Coated	0.27
NCTSB550B	7.6 x 550 Black Coated	0.39




Junction Boxes

CODE	DESCRIPTION	EACH
JB204S80B	20A 4 Pole Round Junction box	1.24
JB206S86B	20A 6 Pole Round Junction box	1.70
JB303S90B	30A 3 Pole Round Junction box	1.60
JB60315OB	60A 3 Pole Round Junction box	5.56



BRASS NUTS & WASHERS M4 FOR CONDUIT BOXES

CODE	SIZE	Per pack
N4	4mm M4 Nut x 100	2.84
W4	4mm M4 Washer x 100	1.66
PH46	M4x6 M4 Screw x 100	3.19
PH410	M4x10 M4 Screw x 100	3.85
PH412	M4x12 M4 Screw x 100	4.09
PH416	M4x16 M4 Screw x 100	4.83
PH420	M4x20 M4 Screw x 100	5.75
PH425	M4x25 M4 Screw x 100	6.62
PH430	M4x30 M4 Screw x 100	6.69
PH440	M4x40 M4 Screw x 100	9.45
PH450	M4x50 M4 Screw x 50	5.97




CABLE TIE BASE (BLACK OR NATURAL)

CODE	DESCRIPTION	PER 100
CTB3N	C/T BASE 19mm Natural	3.43
CTB3B	C/T BASE 19mm Black	3.43
CTB4N	C/T BASE 25mm Natural	5.38




SERVICE BOX'S (Henley Bolck)

CODE	DESCRIPTION	EACH
N345/19	5 X 35mm 100 amp DP	9.06
N347/38	5 x 35mm 100 amp SP	5.03




PLASTERBOARD FIXINGS

CODE	DESCRIPTION	Each
SDA35	Plasterboard Fixing 32mm	0.12



ADJUSTABLE EARTH CLAMPS


CODE	DESCRIPTION	EACH
AEC4-14	12-32mm DRY	0.68
AEC2-15	12-32mm DAMP BLUE TAG	0.81
AEC2/2	32-50mm DAMP BLUE TAG	1.47
AEC2/3	50-75mm DAMP BLUE TAG	1.65
AEC3-16	12-32mm DAMP BLUE TAG DOUBLE LUG	1.31
AEC3/2	32-50mm DAMP BLUE TAG DOUBLE LUG	1.89



CONNECTOR STRIPS WHITE POLYETHYLENE


CODE	DESCRIPTION	EACH
PN5	5 AMP 12 WAY	0.38
PN15	15 AMP 12 WAY	0.90
PN30	30 AMP 12 WAY	1.08
PN50	60 AMP 12 Way	2.42

TO EN60998-1




ADAPTABLE BOXES GALVANISED WITH KO

CODE	DESCRIPTION	EACH
ABG332	3" x 3" x 2" Knock Out Box	3.11
ABG333	3" x 3" x 3" Knock Out Box	4.48
ABG441	4" x 4" x 1 1/2" Knock Out Box	2.51
ABG442	4" x 4" x 2" Knock Out Box	3.66
ABG443	4" x 4" x 3" Knock Out Box	5.37
ABG444	4" x 4" x 4" Knock Out Box	7.91
ABG642	6" x 4" x 2" Knock Out Box	4.62
ABG643	6" x 4" x 3" Knock Out Box	6.32
ABG661	6" x 6" x 1 1/2" Knock Out Box	4.06
ABG662	6" x 6" x 2" Knock Out Box	5.50
ABG663	6" x 6" x 3" Knock Out Box	7.03
ABG664	6" x 6" x 4" Knock Out Box	8.68



EARTH BLOCKS

CODE	DESCRIPTION	EACH
ETT4	EARTH BLOCK 4 WAY	1.89
ETT8	EARTH BLOCK 8 WAY	3.29



CHOC BOX TYPE BOX

CODE	DESCRIPTION	EACH
CB15VO	Chock Box Type 74 x 47 x 27mm	0.83




COPPER EARTH RODS

CODE	DESCRIPTION	EACH
CBER4	EARTH ROD 3/8"X4'	3.51
XCBER458	EARTH ROD 5/8"X4' EXTENDABLE	7.28



Connectors Miniature Type - T60

CODE	DESCRIPTION	PACK
MCP2	2 Way 0.5 - 2.5mm Solid Cable	100Pk 8.92
MCP3	3 Way 0.5 - 2.5mm Solid Cable	50Pk 4.91
MCP4	4 Way 0.5 - 2.5mm Solid Cable	50Pk 6.92
MCP5	5 Way 0.5 - 2.5mm Solid Cable	50Pk 7.32
MCP8	8 Way 0.5 - 2.5mm Solid Cable	50Pk 13.04



Moulded JB'S IP65 Plain Sided

CODE	DESCRIPTION	EACH
E94204	100 x 100 x 50mm IP56	2.46
E96207	190 x 140 x 70mm IP56	5.69
E97208	240 x 190 x 90mm IP56	9.06
E98209	300 x 220 x 120mm IP56	20.87
E99210	380 x 300 x 120mm IP56	27.09



EARTH ROD ACCESSORIES

CODE	DESCRIPTION	EACH
BCBR	EARTH ROD CLAMP 3/8" (FOR CBER4)	1.88
SDCC58	EARTH ROD G CLAMP 5/8"	3.36
EC58	EXTERNAL COUPLER 5/8"	2.58
DS58	DRIVING STUD FOR 5/8" EARTH ROD	0.97



Connectors Lever Type - T85

CODE	DESCRIPTION	PACK
VPC2	2 Way 32A / 450v	100Pk 26.38
VPC3	3 Way 32A / 450v	50Pk 15.35
VPC5	5 Way 32A / 450v	25Pk 12.74

0.2-4mm solid cable

0.2-4mm stranded cable

0.34-4mm fine stranded cable



IP66 Membrane Moulded Box

CODE	DESCRIPTION	EACH
NG86-50W	86 x 86 x50mm Box White	3.60
NG86-50B	86 x 86 x50mm Box Black	3.60
NG86-50G	86 x 86 x50mm Box Grey	3.60
NG96-60W	96 x 96 x 60mm Box White	4.56
NG96-60B	96 x 96 x 60mm Box Black	4.56



EARTH ROD ACCESSORIES

CODE	DESCRIPTION	EACH
EPT	EARTH PIT 280mm	30.10
EEB	EARTH CONNECTION BOX	4.71




IP68 Insulating & Sealing Gel Mix

CODE	DESCRIPTION	EACH
BG170	170ml mix-sachet	17.80



Marker Tape (Underground)

CODE	Description	ROLL
WT	365mt Marker Tape	25.72



2 PART BW SWA GLAND KITS

CODE	DESCRIPTION	PACK QTY	PACK
BW20S	GLAND KIT 20mm Small	2	1.58
BW20L	GLAND KIT 20mm Large	2	2.09
BW25	GLAND KIT 25mm	2	4.19
BW32	GLAND KIT 32mm	2	6.59
BW40	GLAND KIT 40mm	1	6.11

CW OUT/INDOOR SWA GLAND KITS

CODE	DESCRIPTION	PACK QTY	PACK
CW20S	OUTDOOR KIT 20mm Small	2	3.86
CW20L	OUTDOOR KIT 20mm Large	2	4.63
CW25	OUTDOOR KIT 25mm	2	7.86
CW32	OUTDOOR KIT 32mm	2	12.47
CW40	OUTDOOR KIT 40mm	1	10.72

Glands, Shrouds, L/Nuts & E/Tags



SWA CABLE CLEATS SINGLE HOLE

CODE	DESCRIPTION	DIAMETER	PACK QTY	PACK
CC5	CLEAT	12.7	100	3.67
CC6	CLEAT	15.2	100	4.09
CC7	CLEAT	17.8	100	5.02
CC8	CLEAT	20.03	100	6.41
CC9	CLEAT	22.8	100	8.01
CC10	CLEAT	25.4	100	8.65
CC11	CLEAT	27.7	50	7.05
CC12	CLEAT	30.5	50	8.95
CC14	CLEAT	35.5	50	10.95



LV RESIN STRAIGHT THROUGH JOINT

CODE	MIN/MAX DIAMETER	EACH
NCM0C	1.5-6mm Straight Through Joint	16.14
NCM1C	10-16mm Straight Through Joint	19.52
NCM3C	35-95mm Straight Through Joint	74.46



CABLE GLANDS 6-12mm Standard Cable

CODE	DESCRIPTION	EACH
DTG2012B	20mm Black Gland Small	0.19
DTG2012R	20mm Red Gland Small	0.19
DTG2012W	20mm White Gland Small	0.19

CABLE GLANDS 10-14mm Large Cable

CODE	DESCRIPTION	EACH
DTG2014B	20mm Black Gland Large	0.28
DTG2014R	20mm Red Gland Large	0.28
DTG2014W	20mm White Gland Large	0.28


CABLE GLANDS 13-18mm Cable

CODE	DESCRIPTION	EACH
DTG2518B	25mm Black Gland	0.38
DTG2518R	25mm Red Gland	0.38
DTG2518W	25mm White Gland	0.38



PVC CONDUIT PACKS 10Mtr + Fittings

CODE	Description	Per Pack
CPVC20B2	20mm Flex Conduit Black	8.61
CPVC25B2	25mm Flex Conduit Black	11.98
CPVC20W2	20mm Flex Conduit White	11.43
CPVC25W2	25mm Flex Conduit White	11.69



STEEL FLEXIBLE CONDUIT 10Mtr Reels

CODE	Description	Each
SPRG20	20mm Flex Conduit IP40	29.82
SPRG25	25mm Flex Conduit IP40	32.20

ADAPTOR BRASS NICKLE PLATED

MSG2020	20mm Swivel Adaptor	2.27
MSG2525	25mm Swivel Adaptor	2.98



COATED BANDING STRIP

CODE	Description	Each
FS12B	12mm x 10m Banding Black	11.51



CRIMP RING

CODE	DESCRIPTION	PER	per 100
RRT4.3	RED 4.3mm Hole 19A		2.70
BRT4.3	BLUE 4.3mm Hole 27A		3.79
YRT6.4	YELLOW 6.4mm Hole 48A		7.56

CRIMP FORK

RFT4.3	RED 4.3mm 19A		3.14
--------	---------------	--	------

CRIMP PUSH-ON BLADE MALE


RPM6.3	RED MALE 6.3mm 10A		3.45
BPM6.3	BLUE MALE 6.3mm 15A		4.14
YPM6.3	YELLOW MALE 6.3mm 24A		5.37

CRIMP PUSH-ON Pre-Insulated FEMALE

RPF6.3	RED INSULATED 6.3mm 10A		3.88
BPF6.3	BLUE INSULATED 6.3mm 15A		4.14
YPF6.3	YELLOW INSULATED 6.3mm 24A		5.37

SPLICE/BUTT

RIS1.5	RED INSULATED 19A		3.57
BIS2.5	BLUE INSULATED 27A		4.47
YIS6	YELLOW INSULATED 48A		6.91



BARE CRIMP LUGS

CODE	CABLE SIZE	STUD SIZE	EACH
NT6-5	6mm	6mm	0.09
NT6-8	6mm	8mm	0.09
NT10-6	10mm	6mm	0.13
NT10-10	10mm	10mm	0.14
NT16-10	16mm	10mm	0.17
NT25-8	25mm	8mm	0.23
NT25-10	25mm	10mm	0.26
NT25-12	25mm	12mm	0.26



TOP HAT BRACKETS with adjustable captive nuts


CODE	Description	Each
NSOB50LP	50mm Bracket	0.86
NSOB75LP	75mm Bracket	1.02
NSOB100LP	100mm Bracket	1.31
NSOB150LP	150mm Bracket	1.46
NSOB225LP	225mm Bracket	1.52
NSOB300LP	300mm Bracket	2.19

**Dry Lining boxes**


Code	Description	Each
629 - FF2	DRY LINING BOX 2G 35mm	0.80
637 - DFF2	DRY LINING BOX (DUAL) 35mm	1.20
631 - FF2/45	DRY LINING BOX 2G 47mm	1.10

**Dry Lining boxes**

Code	Description	Each
619 - FF1	DRY LINING BOX 1G 35mm	0.65
632 - FF1/45	DRY LINING BOX 1G 47mm	0.71
639 - FF1R	DRY LINING CIELING 2 K/O	0.67

**SWITCH & SOCKET BOXES**

CODE	DESCRIPTION	EACH
DES2/3	1 + 2 Gang Wall Box	2.27
DES211	3 x 1 Gang Wall Box	1.80

**SWITCH & SOCKET BOXES**

CODE	DESCRIPTION	Each
623 - EPD	16mm 1 GANG BOX	0.49
655 - E11	25mm 1 GANG BOX	0.39
615 - ES1	35mm 1 GANG BOX	0.48
618 - CB2	47mm 1 GANG BOX	0.74

**SWITCH & SOCKET BOXES**

CODE	DESCRIPTION	Each
665 - E12	25mm 2 GANG BOX	0.48
625 - ES2	35mm 2 GANG BOX	0.64
628 - SB1	47mm 2 GANG BOX	0.91
636 - DES2/1	35mm 2 GANG DUAL BOX	1.24
676 - DES1	25mm 2 GANG DUAL BOX	1.18

**Plug Top Fuse BS1362**

CODE	AMPS	EACH
F2	2	0.15
F3	3	0.15
F5	5	0.15
F7	7	0.15
F10	10	0.15
F13	13	0.15

Fuse Wire Card 5, 15 & 30A

CODE	Description	EACH
FWC	Fuse Wire Card 5, 15 & 30A	0.58

**House Service Cut-Out Fuses BS1361**

CODE	AMPS	Length mm	DiaØ	EACH
FHS60 (ME60)	60	57x	22.22	3.34
FHS80 (ME80)	80	57x	22.22	3.34
FHSL80 (MF80)	80	57x	30.16	3.78
FHSL100 (MF100)	100	57x	30.16	3.78

**NIT Offset Bolt Tag Fuse HRC Type A1 BS88**


CODE	AMPS	Fixing Centre mm	EACH
FNIT2 (NIT2)	2	44.5	1.87
FNIT4 (NIT4)	4	44.5	1.87
FNIT6 (NIT6)	6	44.5	1.87
FNIT10 (NIT10)	10	44.5	1.87
FNIT16 (NIT16)	16	44.5	1.87
FNIT20 (NIT20)	20	44.5	1.87
FNIT32 (NIT32)	32	44.5	1.87

**Bolted Tag Fuse HRC BS88**

CODE	AMPS	Fixing Centre mm	EACH
FAA6 (TIA6)	6	73 Offset Bolt	2.71
FAA10 (TIA10)	10	73 Offset Bolt	2.91
FAA16 (TIA16)	16	73 Offset Bolt	2.91
FAA20 (TIA20)	20	73 Offset Bolt	2.91
FAA25 (TIA25)	25	73 Offset Bolt	2.91
FCE100 (TCP100)	100	94 Offset Bolt	7.92
FCD802 (TC80)	80	111 Centre Bolt	8.43
FCD100 (TC100)	100	111 Centre Bolt	10.00

**ROTARY ISOLATORS IP65**

CODE	Description	Each
IS204	20A 4 Pole	11.97
IS254	25A 4 Pole	15.34
IS324	32A 4 Pole	15.63
IS404	40A 4 Pole	21.06
IS634	63A 4 Pole	22.89
IS1004	100A 4 Pole	63.74



IP44 110V Yellow CEE17 Male Plug


CODE	DESCRIPTION	Our Price
57301	110V 2P + E 16A	2.29
57313	110V 2P + E 32A	6.37

IP44 110V Yellow CEE17 Connector

CODE	DESCRIPTION	Our Price
57401	110V 2P + E 16A	3.51
57413	110V 2P + E 32A	9.37

IP44 110V Yellow CEE17 Surface Socket

CODE	DESCRIPTION	Our Price
57101	110V 2P + E 16A	6.45
57113	110V 2P + E 32A	9.36



IP44 240V Blue CEE17 Male Plug


CODE	DESCRIPTION	Our Price
57304	240V 2P + E 16A	2.29
57316	240V 2P + E 32A	5.82

IP44 240V Blue CEE17 Connector

CODE	DESCRIPTION	Our Price
57404	240V 2P + E 16A	3.51
57416	240V 2P + E 32A	8.04

IP44 240V Blue CEE17 Surface Socket

CODE	DESCRIPTION	Our Price
57104	240V 2P + E 16A	6.45
57116	240V 2P + E 32A	9.36



IP44 415V Red CEE17 Male Plug


CODE	DESCRIPTION	Our Price
57309	415V 3P+N+E 16A	4.80
57321	415V 3P+N+E 32A	7.48

IP44 415V Red CEE17 Connector

CODE	DESCRIPTION	Our Price
57409	415V 3P+N+E 16A	5.86
57421	415V 3P+N+E 32A	9.37

IP44 415V Red CEE17 Surface Socket

CODE	DESCRIPTION	Our Price
57109	400V 3P+N+E 16A	7.40
57121	415V 3P+N+E 32A	11.35



Pendant & Batten Lampholder

CODE	DESCRIPTION	EACH
PS6	6" Drop Pendant Lampholder	2.10
BLSHOPW	4 Terminal Batten Holder	2.30



Pull Cord Ceiling Switches

CODE	DESCRIPTION	EACH
CS61	6AX 1 Way Cord Switch	2.02
CS62	6AX 2 Way Cord Switch	2.08
CS45DPN	45A DP Isolator Switch + Neon	6.56




Plug-In Ceiling Roses

CODE	DESCRIPTION	EACH
CR3275	3 pin with 2m 0.75mm Flex	9.36
CR4275	4 pin with 2m 0.75mm Flex	13.85



13A Plug Top & Adaptor

CODE	DESCRIPTION	EACH
PT13	13A Plug Top	1.11
AD313	Adaptor 13A 3 Way	3.03



240V Extension Lead

CODE	DESCRIPTION	EACH
RS413CPW	4 Gang 2Mtr Extension Socket	6.18
RS613CPW	6 Gang 2Mtr Extension Socket	8.47



240V Extension Reels

CODE	DESCRIPTION	EACH
NER42513	Open Reel 25Mtr	25.00
NER45013	Open Reel 50Mtr	55.00
HCR420133	Case Reel 20Mtr	32.50



MECHANICAL TIMER PLUG-IN 13A 24 Hour

CODE	DESCRIPTION	EACH
PIT24M	Mechanical 13A Plug-in Timer 24h	4.89



MECHANICAL TIMER PLUG-IN 13A 7 Day

CODE	DESCRIPTION	EACH
PITWK	Mechanical 13A Plug-in Timer 7 Day	5.63



TIMER IMMERSION HEATER 24 hour

CODE	DESCRIPTION	EACH
GPT24MF	Mechanical Immersion Timer 24H	10.73



DIGITAL TIMER PANEL MOUNT 240V

CODE	DESCRIPTION	EACH
GPT247DP	24H/7day-1minute. 16 (8)A 6/8 on/off x 7 Panel Mount	33.21



DIGITAL TIMER SURFACE MOUNT 240V

CODE	DESCRIPTION	EACH
GPT247DS	24H/7day-1minute. 16 (8)A 6/8 on/off x 7 Surface Mount	39.39

MEDIAN**Soft Curved Edge
Wiring Accessories Range**

A new take on traditional moulded wiring accessories manufactured in bright white Urea.

Our Median range is the complete solution for all jobs; clean, simple and with an understated appearance it is designed to compliment all interiors.

This is also the first of our ranges to have single screw fixings on all its modular switches, allowing quick and easy reconfiguration on site.

Featuring a soft profile faceplate, made out of robust urea.

The Median range is supplied with matching screw cap covers, providing a clean and uncluttered finish.

**Socket Outlets**

Code	Description	Each
NS131S	13A 1G SP SWITCHED SOCKET	1.62
NS132S	13A 2G SP SWITCHED SOCKET	1.59
NS131DPS	13A 1G DP SWITCHED SOCKET	1.73
NS132DPS	13A 2G DP SWITCHED SOCKET	2.26
NS131	13A 1G UNSWITCHED SOCKET	1.68
NS132	13A 2G UNSWITCHED SOCKET	1.98

Socket Outlets with USB Outlets

NS132USB-3	13A 2G SP SWITCHED SOCKET + 2X5V 3.1A USB	9.13
------------	---	------

Shaver Socket Outlet

NDVSS	110/240V SHAVER SOCKET	11.81
-------	------------------------	-------

**20A DP Switches**

Code	Description	Each
NSP20DP	20A DP SWITCH	2.22
NSP20DPN	20A DP SWITCH + NEON	2.33

45A Switches

Code	Description	Each
NSP45DP	45A DP SWITCH	4.29
NSP45DPN	45A DP SWITCH + NEON	4.80
NSP45LDP	45A DP D/LENGTH SWITCH	4.94
NSP45LDPN	45A DP D/LENGTH SWITCH + NEON	5.52

Cooker Points 45A

Code	Description	Each
NCC45DP	45A DP COOKER CONTROL	5.08
NCC45DPN	45A DP COOKER CONTROL + NEON	7.38

Cooker Connection Units

NCU25	25A CONNECTION UNIT	1.27
NCU45	45A COOKER CONNECTION	2.79

**Telephone, TV & Data Outlets**

Code	Description	Each
NCS1NI	1G TV OUTLET NON ISOLATED	1.43
NCS2NI	2G TV OUTLET NON ISOLATED	1.82
NSAT1	1G SATELLITE OUTLET	2.30
NDS15	1G CAT 5 OUTLET	2.88
NDS25	2G CAT 5 OUTLET	4.54
NDS16	1G CAT 6 OUTLET	3.76
NDS26	2G CAT6 OUTLET	6.31

**Spurs, 13A Fused Connection Unit**

Code	Description	Each
NFS13	13A FUSED SPUR	1.68
NFS13N	13A FUSED SPUR + NEON	2.31
NFS13DP	13A DP SWITCHED FUSED SPUR	2.84
NFS13DPN	13A DP SWITCHED FUSED SPUR + NEON	3.23
NFS13-F	13A FUSED SPUR + FLEX OUTLET	2.10
NFS13N-F	13A FUSED SPUR + NEON & FLEX OUTLET	2.31
NFS13DP-F	13A DP SWITCHED FUSED SPUR + FLEX OUTLET	2.84
NFS13DPN-F	13A DP SWITCHED FUSED SPUR + NEON & FLEX OUTLET	3.23

**Switches 10AX**

Code	Description	Each
NSP611	10A 1G 1W SWITCH	0.57
NSP612	10A 1G 2W SWITCH	0.69
NSP622	10A 2G 2W SWITCH	1.07
NSP632	10A 3G 2W SWITCH	1.45
NSP642	10A 4G 2W SWITCH	3.71
NSP662	10A 6G 2W SWITCH	5.93
NSP6FAN	10A FAN ISOLATOR	2.66
NSP6INT	10A 1G INTERMEDIATE SWITCH	1.80

**Dimmer Plates and Module**


Code	Description	Each
NDP1	1GANG DIMMER PLATE / 1 X KNOB	2.03
NDP2	2GANG DIMMER PLATE / 2 X KNOBS	2.18
NDP3	2GANG DIMMER PLATE / 3 X KNOBS	3.95
NDP4	4GANG DIMMER PLATE / 4 X KNOBS	4.24
LEDDIM120	LED DIMMER MODULE 2 Way 0-120W	9.03

**Pattresses & Blank Plates**

Code	Description	Each
NSPB251	1G 25MM PATTRESS BOX	0.41
NSPB252	2G 25MM PATTRESS BOX	0.72
NSPB321	1G 32MM PATTRESS BOX	0.94
NSPB322	2G 32MM PATTRESS BOX	1.71
NSPB471	1G 47MM PATTRESS BOX	1.20
NSPB472	2G 47MM PATTRESS BOX	1.99
NBP1	1 GANG BLANKING PLATE	0.46
NBP2	2 GANG BLANKING PLATE	0.64

**MEDIAN Euro Plates & Modules**

Code	Description	Each
NMP11	1GANG 1 MODULE MEDIA PLATE	0.53
NMP12	1GANG 2 MODULE MEDIA PLATE	0.53
NMP24	2GANG 4 MODULE MEDIA PLATE	0.78
NSPMINT	INTERMEDIATE SWITCH MODULE	1.31
NSPMKEY	KEY SWITCH MODULES	2.07



Metal Socket Outlets 13A

CODE	DESCRIPTION	EACH
MS132S	2 gang SP switched	5.92
MS132DPS	2 gang DP switched	6.81
MS131DPS	1 gang DP switched	4.51
S132RCMD	2 gang switched socket with RCD	25.85
MS131	1 gang unswitched	3.87



Metal Switches 10AX

CODE	DESCRIPTION	EACH
MSP612	1 gang 2 way	3.29
MSP622	2 gang 2 way	4.06
MSP632	3 gang 2 way	4.32
MSP642	4 gang 2 way	6.41
MSP662	6 gang 2 way	7.37
MSP6INT	1 gang intermediate	3.72



Metal Clad Switch Modules

CODE	DESCRIPTION	EACH
P-SMINT	Switch module Int.	1.52
P-SM12KY	Key switch module	2.41




Metal Spurs (FCUs) 13A

CODE	DESCRIPTION	EACH
MFS13	13A fused	4.01
MFS13NF	13A with neon & F/O	4.84
MFS13DPNF	13A switched + neon & flex outlet	4.84
MFS13DPF	13A switched with flex outlet	4.61



Metal 20A DP Switches

CODE	DESCRIPTION	EACH
MSP20DP	Switch	4.50
MSP20DPF	Switch + flex outlet	4.58
MSP20DPNF	Switch + neon & F/O	4.97



Metal 45A DP Switches

CODE	DESCRIPTION	EACH
MSP45DP	Switch single size	6.60
MSP45DPN	Switch + neon single plate size	6.79
MSP45LDPN	Switch + neon double plate size	8.05



Metal Phone/Flex Outlet

CODE	DESCRIPTION	EACH
MTS1	Single master outlet	7.10
MTS2	Single secondary outlet	4.49



Metal Blanks

CODE	DESCRIPTION	EACH
MBP1	1 gang blank plate with box	2.79
MBP2	2 gang blank plate with box	4.04

**PROTEGO Consumer Unit**

Code	Description	Isolator Rating	No. Ways	Each
PCU0402M	4 Module	100A DP	2	24.53
PCU0604M	6 Module	100A DP	4	28.58
PCU1008M	10 Module	100A DP	8	35.27

**PROTEGO Consumer Unit**

Code	Description	Isolator Rating	No. Ways	Each
PCU1412M	14 Module	100A DP	12	43.11
PCU1816M	18 Module	100A DP	16	48.27
PCU2220M	22 Module	100A DP	20	56.19

**PROTEGO Consumer Unit**

Code	Description	Isolator Rating	No. Ways	Each
PCU2824M*	28 Module	125A DP	24	121.40
PCU3632M*	36 Module	125A DP	32	155.88

* Double stacked unit.
Available Early 2004

**Split Load (Loaded) Consumer Unit**

Code	Description	Isolator Rating	No. Ways	Each
M3CU14S/A280LD	With 8 MCBs	100A	4+4	59.13
M3CU16S/A280LD	With 10 MCBs	100A	5+5	60.70
M3CU18S/A280LD	With 10 MCBs	100A	6+6	66.44

**Split Load (Loaded) With Surge Consumer Unit**

Code	Description	Isolator Rating	No. Ways	Each
M3CU18S/A280LSP	10 MCBs + Surge	100A	6+6	84.59

**Dual RCD Split Load (Loaded) With SPD**

Code	Description	Isolator Rating	No. Ways	Each
M3CU18S/280LDSP	2 x 80A-30mA RCD + 10 MCBs	100A	5+5	

1 x 40A, 4 x 32A, 2 x 16A, 3 x 6A MCBs

**Isolator Controlled (Empty) Consumer Unit**

Code	Description	Isolator Rating	Each
M3CU4	4 Module Unit + Isolator	100A	17.06
M3CU6	6 Module Unit + Isolator	100A	19.93
M3CU8	8 Module Unit + Isolator	100A	23.72
M3CU10	10 Module Unit + Isolator	100A	27.61
M3CU14	14 Module Unit + Isolator	100A	31.06
M3CU16	16 Module Unit + Isolator	100A	33.59
M3CU18	18 Module Unit + Isolator	100A	36.04
M3CU21	21 Module Unit + Isolator	100A	38.64

**Isolator Controlled (Empty) Surge Consumer Unit**

Code	Description	Isolator Rating	Each
M3CU8SPD	8 Module Unit + Isol + Surge	100A	41.92
M3CU10SPD	10 Module Unit + Isol + Surge	100A	45.49
M3CU14SPD	14 Module Unit + Isol + Surge	100A	51.82
M3CU18SPD	18 Module Unit + Isol + Surge	100A	56.90
M3CU21SPD	21 Module Unit + Isol + Surge	100A	61.93

**Garage Unit**

Code	Description	Incomer Rating	Each
M3CU4GAR/32-A	4 Mod 1x6+1x32A MCB	63A-32mA	24.43

**Modular Shower Unit**

Code	Description	Incomer Rating	Each
M3CU3SHO/IP	1 x 50A MCB	63A-32mA	22.04

**Fused Main Switch**

Code	Description	Each
NFS100	Fused Main Switch	26.62

**Modular Enclosures - Metal Clad With Drop Lid**

Code	Description	Each
EM3220	2 Mod Encl. 145 x 80 x 62mm	11.04
EM3220L	2 Mod Encl. 225 x 80 x 62mm	12.37
EM3420	4 Mod Encl. 175 x 110 x 62mm	13.52
EM3420L	4 Mod Encl. 225 x 110 x 62mm	14.80



Domestic Minature MCBs Single Pole 'B'

Code	Description	Each
MCB6B1-6	6A B Curve MCB	1.69
MCB6B1-10	10A B Curve MCB	1.69
MCB6B1-16	16A B Curve MCB	1.69
MCB6B1-20	20A B Curve MCB	1.69
MCB6B1-25	25A B Curve MCB	1.69
MCB6B1-32	32A B Curve MCB	1.69
MCB6B1-40	40A B Curve MCB	1.69
MCB6B1-50	50A B Curve MCB	1.69
MCB6B1-63	63A B Curve MCB	1.69



Domestic Minature MCBs Single Pole 'C'

Code	Description	Each
MCB6C1-6	6A C Curve MCB	1.69
MCB6C1-10	10A C Curve MCB	1.69
MCB6C1-16	16A C Curve MCB	1.69
MCB6C1-20	20A C Curve MCB	1.69
MCB6C1-32	32A C Curve MCB	1.69
MCB6C1-40	40A C Curve MCB	1.69
MCB6C1-50	50A C Curve MCB	1.69
MCB6C1-63	63A C Curve MCB	1.69



Domestic A Type RCBO Switched Line + Neutral

Code	Description	Each
RCBO1-6/30SSAX	6A 30mA 'B' 230V	10.48
RCBO1-10/30SSAX	10A 30mA 'B' 230V	10.48
RCBO1-16/30SSAX	16A 30mA 'B' 230V	10.48
RCBO1-20/30SSAX	20A 30mA 'B' 230V	10.48
RCBO1-32/30SSAX	32A 30mA 'B' 230V	10.48
RCBO1-40/30SSAX	40A 30mA 'B' 230V	10.48



Domestic Mains Isolators 10kA

Code	Description	Each
MS2100	2P 100A Mains Isolator	5.12
MS3100	3P 100A Mains Isolator	7.13
MS4100	4P 100A Mains Isolator	9.33
MS2125	2P 125A Mains Isolator	6.87



Domestic Surge Protection Device (SPD) 15kA

Code	Description	Each
SA23-215	1P+N 230V AC I _{max} 15kA	20.42



Domestic Surge Protection Kit

Code	Description	Earth Type	Each
NSA2-240	1P+N 230V AC I _{max}	TN-S/TN-C-S	22.22



Commercial 3PH TPN Distribution Board Type 'B' Including Switch

Code	Description	No. Ways	Each
TPNB04S	Type 'B' 406 x 95 x 458mm	4	104.10
TPNB06S	Type 'B' 406 x 95 x 512mm	6	117.67
TPNB08S	Type 'B' 406 x 95 x 566mm	8	133.07
TPNB12S	Type 'B' 406 x 95 x 674mm	12	171.99
TPNB16S	Type 'B' 406 x 95 x 782mm	16	237.62
TPNB24S	Type 'B' 406 x 95 x 998mm	24	339.03



Commercial 3PH TPN Distribution Board Type 'B' Excluding Switch

Code	Description	No. Ways	Each
TPNB04	Type 'B' 406 x 95 x 458mm	4	100.99
TPNB06	Type 'B' 406 x 95 x 512mm	6	115.92
TPNB08	Type 'B' 406 x 95 x 566mm	8	132.86
TPNB12	Type 'B' 406 x 95 x 674mm	12	175.67
TPNB16	Type 'B' 406 x 95 x 782mm	16	247.86



Commercial Miniature MCBs Single Pole 'C' 10kA

Code	Description	Each
MCB10C-06	6A C Curve MCB	2.96
MCB10C-10	10A C Curve MCB	2.96
MCB10C-16	16A C Curve MCB	2.96
MCB10C-20	20A C Curve MCB	2.96
MCB10C-25	25A C Curve MCB	2.96
MCB10C-32	32A C Curve MCB	2.96
MCB10C-40	40A C Curve MCB	2.96
MCB10C-50	50A C Curve MCB	2.96
MCB10C-63	63A C Curve MCB	2.96



Commercial Miniature MCBs Tripple Pole 'C3' 10kA

Code	Description	Each
MCB10C3-06	6A C3 Curve MCB	6.84
MCB10C3-10	10A C3 Curve MCB	6.84
MCB10C3-16	16A C3 Curve MCB	6.84
MCB10C3-20	20A C3 Curve MCB	6.84
MCB10C3-25	25A C3 Curve MCB	6.84
MCB10C3-32	32A C3 Curve MCB	6.84
MCB10C3-40	40A C3 Curve MCB	6.84
MCB10C3-50	50A C3 Curve MCB	6.84
MCB10C3-63	63A C3 Curve MCB	6.84



Commercial Single Pole RCBO

Code	Description	Each
RCBO1006C/30	6A 30mA C Curve	18.08
RCBO1010C/30	10A 30mA C Curve	18.08
RCBO1016C/30	16A 30mA C Curve	18.08
RCBO1020C/30	20A 30mA C Curve	18.08
RCBO1025C/30	25A 30mA C Curve	18.08
RCBO1032C/30	32A 30mA C Curve	18.08
RCBO1040C/30	40A 30mA C Curve	18.08
RCBO1050C/30	50A 30mA C Curve	18.08
RCBO1063C/30	63A 30mA C Curve	18.08



Commercial 3 Phase TPN Incomer Kits

Code	Description	Each
ICK1003	100A 3 pole switch	11.58
ICK1004	100A 4 pole switch	13.90
ICK1253	125A 3 pole switch	11.58
ICK1254	125A 4 pole switch	13.90



Commercial TPN Board Accessories

Code	Description	Each
TPN-1PKIT	3 Pole to SP Conversion Kit	9.93
TPN-LK	Spare Labels for SP Kit	5.13
TPN-SB	Single Module Blank (DIN Mounting)	2.13
TPN-HB	Half Module Blank (DIN Mounting)	



Consumer Unit 100A Main Switch Incommer + Surge Protection

Code	Description	Each
F2006MX	6 Usable Ways SPD T2	55.00
F2010MX	10 Usable Ways SPD T2	60.00
F2014MX	14 Usable Ways SPD T2	69.00
F2020MX	20 Usable Ways SPD T2	77.00



Consumer Unit 100A Main Switch Incommer + Surge Protection

Code	Description	Each
F2021MX	21 (10/11) Usable Ways SPD T2	130.00
F2029MX	29 (14/15) Usable Ways SPD T2	155.00



RCBO 6kA (Type A) to: BS EN 61009-1

Code	Description	Each
RTA060630B	6A RCBO	11.95
RTA061030B	10A RCBO	11.95
RTA061630B	16A RCBO	11.95
RTA062030B	20A RCBO	11.95
RTA063230B	32A RCBO	11.95
RTA064030B	40A RCBO	11.95
RTA065030B	50A RCBO	11.95



Mini RCBO's B Curve Type A

Code	Description	Each
RTAMB06	6A Mini RCBO	14.50
RTAMB10	10A Mini RCBO	14.50
RTAMB16	16A Mini RCBO	14.50
RTAMB20	20A Mini RCBO	14.50
RTAMB32	32A Mini RCBO	14.50
RTAMB40	40A Mini RCBO	14.50



MCB 6kA 1P B Curve

Code	Description	Each
MT06B061	6A MCB	1.94
MT06B161	16A MCB	1.94
MT06B201	20A MCB	1.94
MT06B321	32A MCB	1.94
MT06B401	40A MCB	1.94
MT06B501	50A MCB	1.94



Arc Fault Detection Device

Code	Description	Each
AFDD063230B	AFDD RCBO 32A 30mA 1P+N Type A	88.36

Can replace any FuseBox RCBO where additional ARC protection may be required.



Main Switch Isolator, Surge Protected with Metal Enclosure

Code	Description	Each
F1M2SPD	In Line T2 SPD + 100A Switch + Encl	63.00

Surge Protection C/U Kit

Code	Description	Each
SPDCUKITT1	T1 SPD Device + 63A MCB & Cables	POA



EV Charger Supply Unit

Code	Description	Each
EV32AX	EV Charger Supply Unit 32A	66.00



Fusebox Isolator

Code	Description	Each
SF0100	100A Fused Switch 1P+N	39.00




Garage Consumer Unit 63A

Code	Description	Each
F100GRA	63A Garage CCU	33.00



Module Blanks

Code	Description	Each
ADRB	Module Blank DIN Rail Mount	1.55
AMBM	Module Blanks Metal (6PCS)	2.48
ACCF	Fusebox Tail Clamp	1.80



Flush Mounting Frame

Code	Description	Each
AFMF14	Flush Fit Frame for 14 Module	15.35
AFMF18	Flush Fit Frame for 18 Module	18.14
AFMF24	Flush Fit Frame for 24 Module	21.69



SMD Slim Floodlight Black Body IP65

Code	Description	Each
20012	Slim Floodlight 4000K 20W c/w 1M Cable	9.14



SMD Slim Floodlight Black Body IP65

Code	Description	Each
21406	Slim Floodlight 3000K 50W	20.56



SMD Slim Floodlight Black Body IP65

Code	Description	Each
21413	Slim Floodlight 4000K 100W	36.68



SMD Slim Floodlight Black Body IP65

Code	Description	Each
476	Slim Floodlight 4000K 150W	75.43



SMD Slim Floodlight Black Body IP65

Code	Description	Each
21418	Slim Floodlight 4000K 200W	82.28



SMD Slim Floodlight Black Body IP65

Code	Description	Each
21413	Slim Floodlight 4000K 300W	131.68



Floodlight PIR Sensor Black Body IP65

Code	Description	Each
20257	4000K 10W Floodlight with PIR	15.19
20258	6500K 10W Floodlight with PIR	15.19



Floodlight PIR Sensor Black Body IP65

Code	Description	Each
20260	4000K 20W Floodlight with PIR	18.39
20263	4000K 30W Floodlight with PIR	21.14
20264	6500K 30W Floodlight with PIR	21.14
20266	4000K 50W Floodlight with PIR	25.59



Floodlight PIR Sensor White Body IP65

Code	Description	Each
20269	4000K 10W Floodlight with PIR	15.20



Floodlight PIR Sensor White Body IP65

Code	Description	Each
20272	4000K 20W Floodlight with PIR	18.39
20275	4000K 30W Floodlight with PIR	21.14
20302	4000K 50W Floodlight with PIR c/w 1M Cable	25.59



LED Dome Light 8W/16W/20W 3in1 IP65

Code	Description	Each
6851	Switchable Wattage & Colour 3/4/6400K	28.56


Heat Alarm mains powered

CODE	DESCRIPTION	EACH
Ei144e	Mains powered with 9V Alkaline battery back-up	27.54

Optical Smoke Alarm mains powered

CODE	DESCRIPTION	EACH
Ei146RC	Mains powered with 9V Alkaline battery back-up	19.37

As these alarms contains a 9V Alkaline battery back-up, this battery will need changing over the course of its 10-year life.


Optical Smoke Alarm

CODE	DESCRIPTION	EACH
Ei650i	Optical Smoke Alarm. 10Y alkaline battery	16.83

RadioLINK+ Battery Optical Alarm

CODE	DESCRIPTION	EACH
Ei650iRF*	Optical Smoke Alarm RF* 10Y alkaline battery	53.12

*RadioLINK+ technology to interconnect and for data extraction.


Battery Multi-Sensor Fire Alarm

CODE	DESCRIPTION	EACH
Ei660i	Optical + Heat Alarm. 10Y lithium battery	32.94

RadioLINK+ Battery Multi-Sensor Fire Alarm

CODE	DESCRIPTION	EACH
Ei660iRF*	Optical + Heat Alarm. 10Y lithium battery	71.53

*RadioLINK+ technology to interconnect and for data extraction.


Environmental Sensor

CODE	DESCRIPTION	EACH
Ei1020	Monitor condensation, damp and mould. 10y lithium battery	55.12
Ei1025	Condensation, damp, mould and indoor air quality. 10y lithium battery	85.75

Connection to Ei1000G SmartLINK Gateway required to extract data.


Heat Alarm

CODE	DESCRIPTION	EACH
Ei3014	Heat Alarm	40.64

Mains powered with 10 year rechargeable lithium cell back-up. Built in AudioLINK data extraction technology.


Multi-Sensor Heat & CO Alarm

CODE	DESCRIPTION	EACH
Ei2028	Multi-Sensor Heat & CO ² Alarm	62.80

Contains both a Heat and Electrochemical CO sensor – Heat and CO coverage in one alarm. Mains powered with 10 year rechargeable lithium cell back-up.


Multi-Sensor Fire Alarm

CODE	DESCRIPTION	EACH
Ei3024	Multi-Sensor Smoke and Heat Alarm	50.91

Contains both an Optical and Heat sensor for a total fire response. Mains powered with 10 year rechargeable lithium cell back-up.


Optical Smoke Alarm

CODE	DESCRIPTION	EACH
Ei3016	Mains Optical Smoke Alarm with lithium battery back up.	39.03

Built in AudioLINK data extraction technology.


RadioLINK+ Battery CO² Alarm

CODE	DESCRIPTION	EACH
Ei208WRF	RadioLINK+ Battery CO Alarm	54.05

Built in AudioLINK and RadioLINK+ data extraction technology.


Battery CO² Alarm

CODE	DESCRIPTION	EACH
Ei208	Battery CO Alarm	16.74

Built in AudioLINK data extraction technology.


Carbon Monoxide Alarm

CODE	DESCRIPTION	EACH
Ei3018	Mains Carbon Monoxide Alarm with lithium battery back up	47.98

Built in AudioLINK data extraction technology.


SmartLINK Module

CODE	DESCRIPTION	EACH
Ei3000MRF	Part of the next generation of Radio Frequency Wireless Interconnection.	41.93

Module allows for wireless interconnection and data extraction. Simply plug in to any 3000 Series alarm.


SmartLINK Gateway

CODE	DESCRIPTION	EACH
Ei1000G	SmartLINK Gateway	121.27

Enables remote management of RF Alarms. Receives RF specific data from RF devices. Transmits data over GSM network. Not GSM provider dependent.


RadioLINK Alarm Controller

CODE	DESCRIPTION	EACH
Ei450	RadioLINK Alarm Controller	45.66

Battery powered by a sealed in Lithium cell. Completely wire free installation. LEDs for a visual display of Fire or Carbon Monoxide alarm activation.



WiFi Camera Door Bell Push

CODE	DESCRIPTION	EACH
L2H-BellBattery	Wireless Camera	91.66

Dual power 12/24VAC/DC power
Rechargeable Battery
See and speak with visitors
2 Mega Max 1920 x 1080



WiFi Camera Door Bell Push

CODE	DESCRIPTION	EACH
L2H-BellWired	Hard Wire Camera	74.99

With power adaptor
See and speak with visitors
2 Mega Max 1920 x 1080



Wireless Chime

CODE	DESCRIPTION	EACH
L2H-BellChime	For use with both pushes	16.66


Wireless up to 20M
5V 1A USB power
120dB Selectable volume
4 Selectable melodies



WiFi Camera Pan/Tilt

CODE	DESCRIPTION	EACH
L2H-CameraP/T	Compact Indoor Camera	70.83

Night vision IR distance = 10M
Sound/motion detection
See and speak to visitors
2 Way audio



WiFi Flexi Camera

CODE	DESCRIPTION	EACH
L2H-CameraFLEX	Baby/pet Monitor + Flexible arm	62.49

Night vision IR distance = 10M
Sound/motion detection
See and speak to visitors
2 Way audio



Outdoor WiFi Camera

CODE	DESCRIPTION	EACH
L2H-ODRCCamera	Weatherproof IP54 Pan 0-355°	62.49

Night vision IR distance = 15M
Sound/motion detection
See and speak to visitors
2 Way audio



Outdoor WiFi Camera

CODE	DESCRIPTION	EACH
L2H-ODRCCameraP/T	IP54 Pan & Tilt with SD Card	99.99

Night vision IR distance = 15M
Sound/motion detection
See and speak to visitors
2 Way audio



Floodlight + WiFi Camera

CODE	DESCRIPTION	EACH
L2H-FloodlightCam	with PIR and Alarm 2 x 12.5W LED panels	108.99

Night vision IR distance = 10M
Sound/motion detection
See and speak to visitors
2 Way audio + Pan 0-120°



Indoor 13A WiFi Plug

CODE	DESCRIPTION	EACH
L2H-SMARTPLUG	13A Adaptor operated by Smart Phone	12.49

Set up multiple time programs and countdown functions.
Use in-app automation settings.
Wi-Fi: 802.11 b/g/n



WiFi Lamp Remote Controller

CODE	DESCRIPTION	EACH
L2H-RMT01	Wi-Fi Remote for smart lamps	14.16

Turn lights on or off
Dim from 20-100%
Link up to 15 Link2Home WiFi Lamps



WiFi Lamp White + RGB

CODE	DESCRIPTION	EACH
L2H-B229W	9W B22 (BC) GLS 800lm WiFi Controlled	11.66

Dimmable LED 2700 > 6500K
Colour change RGB
Use remote or app
Beam angle 200°



WiFi Lamp White + RGB

CODE	DESCRIPTION	EACH
L2H-E279W	9W E27 (ES) GLS 800lm WiFi Controlled	11.66

Dimmable LED 2700 > 6500K
Colour change RGB
Use remote or app
Beam angle 200°



WiFi Lamp White + RGB

CODE	DESCRIPTION	EACH
L2H-E142W	5W E14 (SES) Candle 400lm WiFi Controlled	11.66

Dimmable LED 2700 > 6500K
Colour change RGB
Use remote or app
Beam angle 200°



WiFi Lamp Filament

CODE	DESCRIPTION	EACH
L2H-FE76W	5.5W E27 (ES) GLS 470lm WiFi Controlled	12.49

Dimmable LED 1800 > 2700K
Use remote or app
Beam angle 320°



WiFi Lamp Filament

CODE	DESCRIPTION	EACH
L2H-FE145W	4.5W E14 (SES) Candle 400lm WiFi Controlled	12.49

Dimmable LED 1800 > 2700K
Use remote or app
Beam angle 320°



WiFi Lamp Filament

CODE	DESCRIPTION	EACH
L2H-FE27L6W	5.5W E27 (ES) Balloon 470lm WiFi Controlled	16.66


Dimmable LED 1800 > 2700K
Use remote or app
Beam angle 320°



WiFi Lamp White + RGB

CODE	DESCRIPTION	EACH
L2H-GU105W	5W GU10 345lm WiFi Controlled	10.83

Dimmable LED 2700 > 6500K
Colour change RGB
Use remote or app
Beam angle 100°



WiFi + Bluetooth LED Strip

CODE	DESCRIPTION	EACH
L2H-STRIPGBCCCT	5M Flexible Strip Light 400lm	33.33

- Music Sync & Voice Control
- CCT + RGB 1800 > 2700K
- Dimmable & Colour change RGB
- Works with Google & alexa
- Width 12mm - Beam angle 120°



Wireless Phone Charger

CODE	DESCRIPTION	EACH
P9WIRELESS	10W Quick Charger with Portable Light	16.66

Apple/Android Universal 7.5W/10W
Portable Dimmable Light with Hook & Magnet 10W
USB type-C cable (1m)



TV Wall Mount

CODE	DESCRIPTION	EACH
L2H-MP0096-01	Space Saving Wall Mounting Kit	24.99

Fits all TV sizes up to 68KGs compatible
with all VESA standard
Low profile - 1.5" from wall
Auto locking mechanism



Smart Porchlight with Camera and Auto Tracking

CODE	DESCRIPTION	EACH
L2H-PRHCAMBK	Outdoor Porch Camera	169.99

130°Viewing Angle - Lamp power(W): 12W 1000lm - 1/3" CMOS, 3 Mega Max picture size: 2300 x 1296P IR distance: 10m



Outdoor Smart Spotlights with Voice Control (3Pack)

CODE	DESCRIPTION	EACH
L2H-ODRLIGHT3IN1	Outdoor Smart Spotlights	129.99

Round shape Zigbee 3 in 1 Smart Garden Light. Power: 7W each 21W total. Colour Temperature: 2700 – 6500K + RGB + Music Sync Beam Angle: 70°. IP65 Weather proof with PC head. Dimmable.



Outdoor Smart Spotlight with Voice Control (single)

CODE	DESCRIPTION	EACH
L2H-ODRLIGHT	Round shape Smart Garden Light	47.99

Power: 7W. Colour Temperature: 2700 – 6500K + RGB + Music Sync. Luminous Flux: 520lm each 1560lm total. Beam Angle: 70°. IP65 Weather proof with PC head. Dimmable



Smart Thermostatic Radiator Valve

CODE	DESCRIPTION	EACH
L2H-TRVZGE	ZIGBEE Thermostatic Radiator Valve	69.99

Up to 100m Range. 0.5°setting accuracy. 5 – 35 °Setting Range. Battery operated (2 x AA not included). LCD Display Anti Freeze Protection. 7-day programming. P4/P6 Day Programming Zigbee Standard: 2.412GHz-2.484GHz.



Smart Thermostat with Boiler Control

CODE	DESCRIPTION	EACH
L2H-WFTHERMO	WIFI-RF Thermostat	189.99

100m Range. 0.5°setting accuracy 5 – 35 °Setting Range. Large 3.8inch LCD Screen. Desktop or wall mounted Anti Freeze Protection. 7-day programming. P4/P6 Day Programming.



Smart Gateway Hub for Zigbee Devices

CODE	DESCRIPTION	EACH
L2H-ZGBEGWAY	Gateway Hub	29.99

Required when using Link2Home Zigbee Devices. Connected upto 60 compatible devices to one hub. Does not require ethernet connection. Input: 5V 1A. Includes 1M USB Cable. Working Temp Range: -10°C-55°C. Protocol: WiFi/Zigbee Wireless Standard: IEEE802.15.4/IEEE 802.11 b/g/n



PAT Tester

CODE	DESCRIPTION	EACH
EZYPAT	PAT Tester	425.75

The entry level PAT tester from Kewtech with auto test sequencing and simple set-up for ease of use and efficient testing. Ideal for low risk environments.

- IT Safe – 250V & 500V insulation tests
- Auto test sequences
- Works manually with the KEWPPAT App



5-in-1 Multifunction Tester

CODE	DESCRIPTION	EACH
KT63DL	Multifunction Tester	590.20

The small Multifunction Tester packed with big features and a leading seller within the industry! As with all Kewtech MFT's, the KT63 is easy to use, has robust loop testing circuits, continually guards against live circuits when dead testing and has an auto RCD test as standard.

- Accurate loop circuits • IP54 • Auto RCD test



Open Jaw Clamp Meter

CODE	DESCRIPTION	EACH
JAWS	Clamp Meter	128.05

- 200A AC TRMS open Jaw current measurement
- 200A DC open Jaw current measurement
- Probe retention on the reverse enables two pole tester functionality with LCD display
- 750V AC TRMS • 1000V DC
- Automatic AC or DC selection
- Resistance measurement with buzzer



Voltage Detector

CODE	DESCRIPTION	EACH
KT1780	2 Pole Voltage Detector	43.80

A highly featured and tactile tester with oversized LEDs for clarity even in dark areas and of continuity versus voltage. A two tone buzzer adds to the positive feedback.

- Range: 12 – 690V AC /DC
- Green LEDs show phase rotation
- GS38 tips; permanent 4mm slim
- Phase rotation & bright pen torch



Non-Contact Voltage Tester

CODE	DESCRIPTION	EACH
KEWSTICKDUO	Dual Sensitivity Tester	18.60

Dual sensitivity Voltage Detector. For reduced sensitivity simply press and hold the attenuation button. It features two colour LED feedback: a heartbeat (a green LED), and voltage detection (a red LED and buzzer).



Socket Tester

CODE	DESCRIPTION	EACH
KEWCHECK103	Audible Socket Tester	12.60

High definition LEDs with clear audible tone. Indicates 14 wiring conditions. Correct polarity at the socket. Are there any wrong or miss connections?



Certification Pads & Books

CODE	DESCRIPTION	EACH
TC1	Electrical Installation Certificate for up to100A supply	12.60
TC2	Minor Works Certificate	12.60
TC3	Electrical Installation Condition Report for up to 100A supply	12.60
TC4	Electrical Installation Condition Report for over 100A supply	12.60
TC5	Test Results for up to 12 ways	12.60
TC6	Test Results for 36 ways and greater	12.60
TC7	Observations and Remarks Record Sheet	12.60
TC8	Electrical Installation for over 100A supply	12.60
EMLOG	Emergency Lighting Log Book	12.60
EMCERT	Emergency Lighting Certificate	12.60
FIRLOG	Fire Alarm Log Book	12.60
FIRCERT	Fire Certificate	12.60



Simply Silent DX100 2 Speed Fan with Wall Kit

Code	Description	Each
DX100R	93005AW 100mm Standard Fan Round	29.00
DX100TR	93006AW 100mm + Timer Round	29.00
DX100HTR	93008AW 100mm + H-Stat & Timer Round	43.00
DX100S	930025AW 100mm Standard Fan Square	29.00
DX100TS	930026AW 100mm + Timer Square	29.00
DX100HTS	930028AW 100mm +H-Stat +Timer Square	43.00

IPX5 (Zone 1 & 2)



150mm Fan

Code	Description	Each
DX150TS	6" Silent Fan with Timer	52.00
VX150T	6" Axial Fan with Timer	23.92
VX150	6" Standard Axial Fan	21.64

IPX4 (Zone 1 & 2)



100mm SELV Bathroom Fan

Code	Description	Each
LV100TS	92618AW SELV Bathroom Fan	56.00

IPX5 (Zone 1 & 2)

Transformer to be located out of zones



Duct Fan with Timer (Zone 0)

Code	Description	Each
XIMX100T+	93081AW 100mm Inline Mixed Flow Duct Fan With Timer	85.00

IPX4 Vent can be in zone 0



Simply Silent Contour Range Square and Round Baffles

Code	Description	Each
C4SR	92960AW Standard Fan	35.00
C4TSR	92962AW + Timer	36.00
C4HTSR	92966AW + Humidistat	53.00
C4PSR	92964AW Pullcord Fan	40.00

IPX4 (Zone 1 & 2)

Supplied with both circular and square baffles for preferred style finish



Centrifugal Fans

Code	Description	Each
91303AW DX200	Mains Centrifugal Fan	POA
91014AW DX200T	Mains Centrifugal Fan + Timer	POA
91040AW LVDX200T	SELV Centrifugal Fan	POA
93266AW DX400DC	Large Room Centrifugal Fan	POA
93267AW DX400TDC	Large Room C/F Fan +Timer	POA
93268AW DX400PCDC	Large Room C/F Fan/Pull Cord	POA

IPX5



100mm Contract Bathroom Fan

Code	Description	Each
VX100	4" Standard Fan	12.95
VX100P	4" Pullcord Fan	19.25
VX100T	4" Timer Fan	15.22

IPX4 (Zone 1 & 2)



Easy Fit Wall Kit*


Code	Description	Each
92991AW	100mm White Wall Kit Round Grill	12.87
92992AW	100mm White Wall Kit Square Grill	12.87
92993AB	150mm Brown Wall Kit Round Grill	20.54
92994AB	150mm Brown Wall Kit Square Grill	20.54

*Can be fitted without external access.



FLAT DUCT *Low profile ducting system*

CODE	DESCRIPTION	EACH
40100	110 x 54mm FLAT CHANNEL 1Mtr	POA
40150	110 x 54mm FLAT CHANNEL 1.5Mtr	POA
55100	204 x 60mm FLAT CHANNEL 1Mtr	POA
55150	204 x 60mm FLAT CHANNEL 1.5Mtr	POA
55020	204 x 60mm FLAT CHANNEL 2Mtr	POA



FLAT DUCT ACCESSORIES 110x54mm

CODE	DESCRIPTION	EACH
40200	DUCT CONNECTOR	POA
40300	VERTICAL ADAPTOR x100mm	POA
40500	90° HORIZONTAL BEND	POA
40600	90° VERTICAL BEND	POA
41220	FIXING BRACKET	POA
41030	COWEILED GRILL	POA
40080	Flat Tee	POA
40701	Flat to 100mm Round	POA

FLAT DUCT ACCESSORIES 204x60mm

55200	DUCT CONNECTOR	POA
55400	VERTICAL ADAPTOR x100mm	POA
55500	90° HORIZONTAL BEND	POA
55600	90° VERTICAL BEND	POA
51220	FIXING BRACKET	POA
55582	Flat Tee	POA
55710	Flat to 100mm Round	POA



GRILLS FIXED LOUVRE

CODE	DESCRIPTION	EACH
PEF4003	GRILL 100mm WHITE	2.49
PEF6003	GRILL 150mm WHITE	4.93

GRILLS COWEILED Non return Flap

1240L	GRILL 100mm WHITE	6.17
-------	-------------------	------

GRILLS GRAVITY

PEF4005	GRILL 100mm WHITE	3.99
PEF6005	GRILL 150mm WHITE	4.93



BATHROOM FAN

CODE	DESCRIPTION	EACH
PEF4010	4" Standard Wall Fan	11.13
PEF4020	4" Standard Wall Fan with Timer	16.65
PEF4030	4" Pull Cord Fan	15.30
PEF4040	4" Humidity Sensor + Timer	31.97

IP24 (Zone 1 & 2)



ROUND DUCT RIGID


CODE	DESCRIPTION	EACH
41900	RIGID ROUND DUCT 1M x 100mm	10.71
51900	RIGID ROUND DUCT 1M x 150mm	13.40



IN-LINE DUCT FAN

CODE	DESCRIPTION	EACH
PEF4311	4" Duct Fan	25.47
PEF4321	4" Duct Fan with Timer	28.33

IP44 (Zone 1 & 2) Vent can be in zone 0



T-PIECE AND CONNECTORS 100mm^Ø

CODE	DESCRIPTION	EACH
44920	T-PIECE 100mm	8.10
44900	90° BEND 100mm	8.06
414C	COUPLER 100mm	2.67
1100	JUBILEE CLIP 55mm - 170mm	1.21



In-Line Duct Fan with Timer

CODE	DESCRIPTION	EACH
MF100T	In-Line Fan 100mm ^Ø with Timer	49.50

IP44 (Zone 1 & 2) Vent can be in zone 0



FLEXIBLE PVC DUCTING

CODE	DESCRIPTION	EACH
PEF4D30	100mm X 3Mtr	4.50
PEF4D60	100mm X 6Mtr	10.07



CIRCULAR REDUCER/VENT

CODE	DESCRIPTION	EACH
64619	150 - 100mm Reducer	5.09
65118	150 - 125mm Reducer	2.68
54119	125 - 100mm Reducer	2.41
1250M	100mm Ceiling Vent Diffuser	9.10



Deluxe Quick Internal Fit Wall Kit

CODE	DESCRIPTION	EACH
DHRIWKWBS	White c/w Backdraft Shutter	POA
DHRIWKBBS	Black c/w Backdraft Shutter	POA



Centrifugal Fans

CODE	DESCRIPTION	EACH
CF100T	90m ³ /hr 25L P/Sec	POA
CF200T	110m ³ /hr 31L P/Sec	POA

The Bathroom Zones for Extractor Fans

The second digit - protection from liquids:

X0: no protection from liquids. X1: protection against vertically falling drops of water (e.g. condensation) X2: protection against direct sprays of water up to 15 degrees from vertical X3: protection against direct sprays of water up to 60 degrees from vertical X4: protection against water sprayed from all directions - limited ingress permitted X5: protected against low pressure jets of water from all directions - limited ingress permitted X6: protected against high pressure jets of water (use on ship deck) - limited ingress permitted X7: protected against the effects of immersion between 15cm and 1m.

Bathroom Zone 0

The inside of the bath, or the inside of the shower that can physically hold or contain water. Electrical items installed into these areas must be low voltage, SELV (Safety Extra Low Voltage - no higher than 12V), and rated **no lower than IPX7**.

Bathroom Zone 1:

The area directly above zone 0, limited to a height of 2.25m above the bath or shower. Electrical items installed in this area **must have an IP rating of IPX4** or higher. Items installed into zone 1 can be mains voltage, but if so must be fitted to a 30ma RCD. Low voltage items can also be installed in this area, but **the transformer must be located outside of zone 2**.

Bathroom Zone 2:

This is the zone beyond zones 0 and 1, continuing 0.6m horizontally and up to 2.25m vertically. As with zone 1, mains voltage items must be fitted to an RCD, and low voltage items' transformers must be installed outside of zone 2. **IPX4 or higher protection is required**. Wash Basins are classified as being in zone 2.

Bathroom Zone 3:

Any lighting or extractor fan can be installed in **this area, as it does not have an IP rating**. Apart from shavers and toothbrushes though, no portable electrical equipment is allowed in this area.

We remind you that all electrical works must be carried out by a fully qualified and registered professional electrician.



Positive Input Ventilation

Condensation and mould control, effortlessly installed

PIV

as
easy
as



1 - Reduces Condensation & Mould

The Lo-Watt Pivotal effectively combats condensation and dampness problems by introducing fresh, dry air into the property to regulate moisture levels.

2 - Energy Efficient & Cost Effective

The Lo-Watt Pivotal saves energy by utilising tempered air from the loft and recycling the heat for free; it retains energy while also featuring high-efficiency, long-lasting Lo-Watt motors that reduce running costs.

3 - Effortless & Easy

Installation

The Lo-Watt Pivotal is easy to install - only a hole in the ceiling of the upstairs landing needed, without external penetrations, allowing for a fit-and-forget system with a 5-year filter life.

123

Introducing the new Lo-Watt Pivotal

Our Positive Input Ventilation Range

Condensation and mould control, effortlessly installed



Lo-Watt Pivotal Positive Input Ventilation


Code	Description	Each
MANPIV	Low Watt Pivotal Unit	270.00
MANPIVH	Lo-Watt Pivotal C/W Heat Unit	310.00
MANPIVG4	PIV G4 Filter	35.00

- Fully adjustable between 19l/s - 49l/s
- Low running costs
- Low sound level
- Complete with ceiling diffuser, flexible duct and G4 filters
- IPX2 rated
- Easy to install and commission

Dartford. Phone: 01322 271171 / 01322 286868 email: info@gws.ltd

On-line Shop www.gwsupplies.co.uk

All Prices + VAT E&OE
Gurney & White Ltd.©



Kosnic Arno LED Batten 4000K/6000K

CODE	DESCRIPTION	EACH
ARN2FS12-W65	1X2FT 6500K LED	11.84
ARN2FT18-W65	2X2FT 6500K LED	13.48
ARN4FS18-W40	1X4FT 4000K LED	14.49
ARN4FS18-W65	1X4FT 6500K LED	14.49
ARN4FT32-W40	2X4FT 4000K LED	16.22
ARN4FT32-W65	2X4FT 6500K LED	16.22
ARN5FS36-W40	1X5FT 4000K LED	19.31
ARN5FS36-W65	1X5FT 6500K LED	19.31
ARN5FT48-W40	2X5FT 4000K LED	23.87
ARN5FT48-W65	2X5FT 6500K LED	23.87
ARN6FS45-W40	1X6FT 4000K LED	27.88
ARN6FS45-W65	1X6FT 6500K LED	27.88
ARN6FT60-W40	2X6FT 4000K LED	32.43
ARN6FT60-W65	2X6FT 6500K LED	32.43




Kosnic RYDAL backlit LED Lay In Panel

CODE	DESCRIPTION	EACH
RYD230-W40	LED 30W Lay-In Panel 595x595 4000K	16.90


Kosnic Optional Gear

CODE	DESCRIPTION	EACH
EMPAD02	2W nm Emergency Module	17.50



Kosnic Kali-ECO LED Panel Surface Mount Frame

CODE	DESCRIPTION	EACH
KPTPNL/SMT-WHT0606	595x595mm Surface Mount Frame, White	22.36



Kosnic Optional Plug-In Emergency Module

CODE	DESCRIPTION	EACH
CEC02LBL/N	Emergency module, li-ion battery	25.07
CEC02LBL/S	Self-test emergency module, li-ion battery	30.09

For K2D and DD Lamps 9W/12W/18W



Kosnic IP65 Blanca Fitting for LED DD Lamps

CODE	DESCRIPTION	EACH
KBHDDC6S65	IP65 Drum Less Trim, Less Lamp	7.50
BLCT-WHI	White Trim for Blanca Fitting	4.98

Choice of alternative decorative trims available to order.

These drum fitting do not come with lamps.



Kosnic IP65 Blanca-i Fitting with Integrated Tray

CODE	DESCRIPTION	EACH
KBHCT12C6S65-W40-WHT	12W 1120lm 4000K Drum Fitting 310mm x 310mm IP65 Vandal Resistant Round Fitting.	28.42



Kosnic DD LED Lamps (Square)

CODE	DESCRIPTION	EACH
KLED12STD/4P-W40	12W DD 4pin W40 4000k Cool White STD	15.00
KLED12CRD-W40	12W DD 4pin W40 4000k Micro Sensor + Corridor	27.50



7W GLS Clear LED 2700K Lamp Dimmable

CODE	DESCRIPTION	EACH
KDFL07GLS/B22-CLR-N27	7W 730lm LED Filament Lamp BC	5.10
KDFL07GLS/E27-CLR-N27	7W 730lm LED Filament Lamp ES	5.10



4W Golfball Clear LED 2700K Lamp

CODE	DESCRIPTION	EACH
KFLM04GLF/B22-GLD-N27	4W 380lm LED Filament Lamp BC	1.75
KFLM04GLF/E27-GLD-N27	4W 380lm LED Filament Lamp ES	1.75
KFLM04GLF/E14-GLD-N27	4W 380lm LED Filament Lamp SES	1.75



2W & 4W Candle Antique Clear LED 2700K Lamp

CODE	DESCRIPTION	EACH
KFLM02CND/B22-CLR-N27	2W 240lm LED Filament Lamp BC	1.42
KFLM02CND/E27-CLR-N27	2W 240lm LED Filament Lamp ES	1.42
KFLM02CND/E14-CLR-N27	2W 240lm LED Filament Lamp SES	1.42
KFLM04CND/B22-CLR-N27	4W 440lm LED Filament Lamp BC	1.42
KFLM04CND/E27-CLR-N27	4W 440lm LED Filament Lamp ES	1.42
KFLM04CND/E14-CLR-N27	4W 440lm LED Filament Lamp SES	1.42



Kosnic Calla E27 Pendant Fitting

CODE	DESCRIPTION	EACH
KPDTCS1E27-BCH	Black Chrome Pendant Fitting E27 (ES)	9.49
KPDTCS1E27-BZR	Bronze Pendant Fitting E27 (ES)	9.49
KPDTCS1E27-NIC	Nickle Pendant Fitting E27 (ES)	9.49
KPDTCS1E27-RBR	Red Bronze Pendant Fitting E27 (ES)	9.49



Vyne Inground Uplight Light IP67

CODE	DESCRIPTION	EACH
KIGL2GU10	GU10 Drive Light (Maximun 35W GU10 Lamp)	17.85

Ashdown Spike Light GU10 IP65

CODE	DESCRIPTION	EACH
KSPK1GU10-BLK	Light Black (Maximun 35W GU10 Lamp)	21.12
KSPK1GU10-GRY	Light Grey (Maximun 35W GU10 Lamp)	21.12




Epping Vertical Brick Light

CODE	DESCRIPTION	EACH
KBRK103VER-BLK	3W 4000k LED Black	42.04
KBRK103VER-GRY	3W 4000k LED Grey	42.04



Epping Standard Brick Light

CODE	DESCRIPTION	EACH
KBRK112STD-BLK	12W 4000k LED Black	45.16
KBRK112STD-GRY	12W 4000k LED Grey	45.16



Epping Grid Brick Light

CODE	DESCRIPTION	EACH
KBRK112GRD-BLK	12W 4000k LED Black	45.16
KBRK112GRD-GRY	12W 4000k LED Grey	45.16



Disposable 3-Ply Face Mask

CODE	DESCRIPTION	EACH
PMSK-DFM	Box of 50 Masks	7.50

Filtering Efficiency >90%



V-TAC GLS LED Lamp

CODE	DESCRIPTION	EACH
21850	GLS Non-Dimmable 8.5W 4000K BC Lamp	1.49
217261	GLS Non-Dimmable 8.5W 4000K ES Lamp	1.49
943	GLS Non-Dimmable 15W 3000K BC Lamp	



V-TAC GU10 LED Lamp

CODE	DESCRIPTION	EACH
21198	GU10 Dimmable 6W 3000K 110Deg	2.17
21196	GU10 Dimmable 6W 4000K 38Deg2.17	



V-TAC LED Lamp

CODE	DESCRIPTION	EACH
7327	4W ST64 LED SPIRAL FILAMENT BULB AMBER GLASS 2200K E27 DIMMABLE	5.50



Spike Light GU10

CODE	DESCRIPTION	EACH
7518	GU10 Spike Light Stainless Steel	21.49



V-TAC Reflector Lamps LED 2700K Lamp

CODE	DESCRIPTION	EACH
21139	R50 5W 360lm E14 (SES)	
21142	R63 7W 560lm E27 (ES)	
21136	R80 9W 800lm E27 (ES)	



Single Directional Wall Light GU10

CODE	DESCRIPTION	EACH
7501	Directional Wall Light S/Steel	12.56
7502	Directional Wall Light + PIR S/Steel	25.25




V-TAC LED Capsule Lamp - Dimmable

CODE	DESCRIPTION	EACH
217429	G9 Dimmable 4.5W 3000K Capsule Lamp 240V	4.11
21240	G4 Non-Dimmable 1.1W 3000K Capsule Lamp 12V DC	2.29



Twin Bi-Directional Wall Light GU10

CODE	DESCRIPTION	EACH
7500	Bi-Directionsl Wall Light Black	14.86
7570	Bi-Directionsl Wall Light White	14.86
7503	Bi-Directionsl Wall Light + PIR S/Steel	28.57



EDGE GU10 PRO DOWNLIGHT

CODE	DESCRIPTION	EACH
AEFRD/MW	Matt White Bezel	5.02
AEFRD/CH	Chrome Bezel	5.70
AEFRD/SC	Satin ChBezel	5.70

GIMBAL (Adjustable)

AEFRG/MW	Matt White Bezel	5.77
AEFRG/CH	Chrome Bezel	6.52
AEFRG/SC	Satin Chrome Bezel	6.37

IP65 DOWNLIGHT

AEFRD/IP65/MW	Matt White Bezel	6.30
AEFRD/IP65/CH	Chrome Bezel	7.12
AEFRD/IP65/SC	Satin Chrome Bezel	7.12


•Suitable for standard GU10 **halogen** or **LED** lamps



Mini Downlight Fire Rated IP65

CODE	DESCRIPTION	EACH
AAPRILEDP/MINI/CCT	Prism Pro Mini Fire Rsted Downlight White	14.78
AAPRILEDP/BEZEL/BLK	Prism Pro Mini Bezel Black	1.50
AAPRILEDP/BEZEL/CH	Prism Pro Mini Bezel Chrome	1.50
AAPRILEDP/BEZEL/SC	Prism Pro Mini Bezel Satin Chrome	1.50

55mm wide and suitable for ceiling cut outs at 42mm



LED SWITCHED COLOUR SELECTING LINKLIGHTS

40000h average lamp life 55lm/W

CODE	DESCRIPTION	EACH
AMALED20/CCT	3W LED 220mm Link Light	9.53
AMALED50/CCT	7W LED 585mm Link Light	12.00
AMALED80/CCT	13W LED 858mm Link Light	17.55
AMALED120/CCT	18W1 LED 1158mm Link Light	19.88


Up to 12 fittings can be linked together



Prism LED Fire Rated Dimmable Downlight

CODE	DESCRIPTION	EACH
APRIP/1	Dual Wattage D/L 560/740lm	11.93
APRIP/1/MP1	Dual Wattage D/L 10 Pack	107.33
APRILEDPBZ/CH	Chrome Bezel	2.55
APRILEDPBZ/SC	Satin Chrome Bezel	2.55

•IP65 LED dimmable fire-rated downlight for residential and hospitality applications. CCT selectable between 2700K, 3000K, 4000K and 6000K and power selectable.



Gamma LED Mini Wall/Ceiling Light IP54

CODE	DESCRIPTION	EACH
AMGAMLED 11W	Cool White 11W Ultra Slim Wall/Ceiling Light	19.73
AGAMLED 18W	Cool White 18W Ultra Slim Wall/Ceiling Light	29.48

Beta 5W LED Mini Wall/Ceiling Light IP44

CODE	DESCRIPTION	EACH
ABELED/WV	Cool White 5W Small Wall/Ceiling Light	19.65

160mm Dia x H:70mm



ToughLED Pro IP65 LED Batten 4000K

CODE	DESCRIPTION	EACH
JC180009	4ft Single White Opal 4000K LED IP65 Fitting	24.48
JC180025	4ft Twin White Opal 4000K LED IP65 Fitting	33.77
JC180041	5ft Single White Opal 4000K LED IP65 Fitting	29.61
JC180057	5ft Twin White Opal 4000K LED IP65 Fitting	41.31
JC180073	6ft Single White Opal 4000K LED IP65 Fitting	40.59
JC180089	6ft Twin White Opal 4000K LED IP65 Fitting	49.88



Skypack Quick Release LED Batten 4000K

CODE	DESCRIPTION	EACH
JC71741	4ft Single 4000K LED Batten Fitting	28.52
JC71742	4ft Twin 4000K LED Batten Fitting	38.58
JC71743	5ft Single 4000K LED Batten Fitting	33.58
JC71744	5ft Twin 4000K LED Batten Fitting	43.62
JC71745	6ft Single 4000K LED Batten Fitting	41.97
JC71746	6ft Twin 4000K LED Batten Fitting	53.68



Plug-In Modules for ToughLED Pro

CODE	DESCRIPTION	EACH
JCEM003	Emergency Pack	37.42
LEV71929	Microwave On/Off Sensor	23.92
LEV71930	Remote Control for LEV71929	5.99

SOLAR LIGHTING



Square Solar Lantern 370mm

CODE	DESCRIPTION	Each
JC17066	3W IP54 3000K 300lms Surface Solar Lantern	34.58



Square Solar Lantern 500mm

CODE	DESCRIPTION	Each
JC17067	3W IP54 3000K 300lms Surface Solar Lantern	36.08



Square Solar Wall Light

CODE	DESCRIPTION	Each
JC17069	2W IP54 300K 200lms Solar Wall Light	28.00



Directional Solar Spike Light

CODE	DESCRIPTION	Each
JC17068	2W IP65 3000K 200lms Solar Spotlight	31.00



Square Solar Bollard

CODE	DESCRIPTION	Each
JC17070	2W IP54 3000K 250lms Solar Bollard	42.08



Portable Solar & Rechargeable Lantern

CODE	DESCRIPTION	Each
JC17065	3W IP54 3000K 238lms Solar/Rechargeable Light	42.08



Round Rechargeable Lamp

CODE	DESCRIPTION	Each
JC17072	2W 3000K 190lms Rechargeable Lamp with Charging Base	33.08




Round Rechargeable Lamp / Powerbank

CODE	DESCRIPTION	Each
JC17071	2W IP54 3000K 154lms Rechargeable Lamp with Powerbank	39.08



13A Multimedia Combination Plate
 CODE DESCRIPTION EACH
 CU298MM 2 x 2g 13A Socket Plate + space for up to 8 Euro Modules 25.00



Galvanised Steel Box
 CODE DESCRIPTION EACH
 GSK298MM 47mm x 4 2G + Earth Wall Box for use with CU298MM Combo Plate 15.00



Flip Down Phone Holder
 CODE DESCRIPTION EACH
 2GPHW Fold down shelf to hold mobile phone while charging 3.50



PIR Indoor 360° Sensor With Timer 6m Range
 CODE DESCRIPTION EACH
 OS009 Recessed 300W LED 10.08
 OS0011 Surface 300W LED 9.16



Miniature Photocell Sensor IP65
 CODE DESCRIPTION EACH
 TRRPC 2000W Tungsten Halogen Rated 9.62

Mini PIR 360° Recessed Mounting Sensor IP20
 CODE DESCRIPTION EACH
 OS0019* Mini Sensor PIR Cut Out 38mm^Ø 9.53
 *Switching capacity: Max. 2000W Incandescent / Max. 200W LED.




Outdoor Photocell Sensor With Timer IP55
 CODE DESCRIPTION EACH
 OS006 200W LED/1000W Incandescent 16.51

Dusk-to-dawn Photocell Sensor IP54
 CODE DESCRIPTION EACH
 TRPCKIT NEMA Photocell Kit 9.34




LED Mirror IP44 with Dual Shaver Socket
 CODE DESCRIPTION EACH
 MLRCTM2 230V IP44 10W 500 x 390mm Mirror 97.36




Back-lit LED Bathroom Mirror IP44 with Demister, Shaver Socket and Motion Sensor
 CODE DESCRIPTION EACH
 MLR6045SD 230V IP44 600 x 450mm Mirror with Demister 123.07




LED Bathroom Mirror IP44 with Demister, Shaver Socket and Motion Sensor
 CODE DESCRIPTION EACH
 MLC6045SD 230V IP44 600 x 450mm Mirror with Demister 111.88




LED IP44 Circular Bathroom Mirror
 CODE DESCRIPTION EACH
 ML500 230V IP44 500mm Circular Mirror 100.67




Langley LED Mirror IP44
 CODE DESCRIPTION EACH
 SY9033 Tunable, Dimmable with Demister 500mm x 700mm 69.05



Valeta Round LED Mirror IP44 Gold Trim
 CODE DESCRIPTION EACH
 SY9108G Tunable, Dimmable with Demister 600mm Dia. 71.00



Nara Pebble LED Mirror IP44
 CODE DESCRIPTION EACH
 SY9110 Tunable, Dimmable with Demister 550mm x 800mm 49.25



Comino 2 LED Mirror IP44
 CODE DESCRIPTION EACH
 SY9107/2 Rechargeable Lithium Battery 500mm x 700mm 26.40



Blade Hand Dryer

CODE	DESCRIPTION	EACH
BLADEW	White	367.50
BLADES	Silver	381.25



Tornado Hand Dryer

CODE	DESCRIPTION	EACH
TOR25W	White	140.00
TOR25BSS	Brushed Stainless Silver	145.00



Hurricane Hand Dryer

CODE	DESCRIPTION	EACH
HD1800	White 1.8kW	77.50



Heated Towel Rail

CODE	DESCRIPTION	EACH
AL80S	S Type 80W Chrome	37.50
AQ40LC	Curved 40W Chrome	83.75
AQ80LC	Curved 80W Chrome	98.75
AQ90LC	Curved 90W Chrome	125.00



Accona Panel Heater with Timer

CODE	DESCRIPTION	EACH
AC500T	500W White Panel Heater	68.45
AC1000T	1000W White Panel Heater	73.65
AC1500T	1500W White Panel Heater	78.00
AC2000T	2000W White Panel Heater	84.50
AC2400T	2400W White Panel Heater	97.50



Sirocco Portable Convector Heater

CODE	DESCRIPTION	EACH
SC2000YM/DM	2kW White with Stat	15.50
SC2000YMT/DTM	2kW White with Stat + Timer	20.69



Air Curtain

CODE	DESCRIPTION	EACH
MAC3X	3kW White Air Curtain	68.887




Fan Heater

CODE	DESCRIPTION	EACH
FH-201Z	2kW Fiji Portable Fan Heater	11.00
ALTO	2kW Alto Downflow Heater	21.38



Riviera Oil Filled Radiator

CODE	DESCRIPTION	EACH
RAD07Y	0.7kW White Radiator	27.31




Tubular Heaters & Guards

CODE	DESCRIPTION	EACH
TH01B	1ft 45W Tubular Heater	12.35
TH02B	2ft 80W Tubular Heater	14.95
TH03B	3ft 135W Tubular Heater	18.20
TH04B	4ft 180W Tubular Heater	20.80
THG01	1ft Tubular Heater Guard	11.05
THG02	2ft Tubular Heater Guard	17.55
THG03	3ft Tubular Heater Guard	22.89
THG04	4ft Tubular Heater Guard	27.24




Sun Prince Quartz I/R Heater

CODE	DESCRIPTION	EACH
SPW1300	1.3kW Quartz I/R Heater	47.50



Water Heating

CODE	DESCRIPTION	EACH
HF05LM	5lt Oversink Water Heater	68.75
HW30M	3kW Hand Wash Water Heater	46.25



LED Strip, 5W

CODE	DESCRIPTION	Per Pack
FLS1-0C1S11	5W LED Strip 3000K 5Mtr Pack	23.00
FLS1-0C1S12	5W LED Strip 3000K 10Mtr Pack	46.50
FLS1-0N1S11	5W LED Strip 4000K 5Mtr Pack	23.25
FLS1-0N1S12	5W LED Strip 4000K 10Mtr Pack	46.50


5W per metre 24V model features branded high efficiency 2835 SMD LEDs on a 2oz PCB board for a durable finish. Easy mounting thanks to added strength (3M 300LSE) self adhesive.



LED Strip, 10W

CODE	DESCRIPTION	Per Pack
FLS3-0C1S31	10W LED Strip 3000K 5Mtr Pack	41.25
FLS3-0C1S32	10W LED Strip 3000K 10Mtr Pack	82.50
FLS3-0N1S31	10W LED Strip 4000K 5Mtr Pack	41.25
FLS3-0N1S32	10W LED Strip 4000K 10Mtr Pack	82.50

10W per metre 24V LED Strip features branded high efficiency 2835 SMD LEDs on a 2oz PCB board for a durable finish. Easy mounting thanks to added strength (3M 300LSE) self adhesive.



LED Strip, IP65 5W

CODE	DESCRIPTION	Per Pack
FLS1-5C1S11	5W LED Strip 3000K 5Mtr Pack	29.25
FLS1-5C1S12	5W LED Strip 3000K 10Mtr Pack	58.50
FLS1-5N1S11	5W LED Strip 4000K 5Mtr Pack	29.25
FLS1-5N1S12	5W LED Strip 4000K 10Mtr Pack	58.50

5W per metre 24V IP65 model features branded high efficiency 2835 SMD LEDs on a 2oz PCB board for a durable finish. Easy mounting thanks to added strength (3M 300LSE) self adhesive.



LED Strip, IP65 10W

CODE	DESCRIPTION	Per Pack
FLS3-5C1S31	10W LED Strip 3000K 5Mtr Pack	45.75
FLS3-5C1S32	10W LED Strip 3000K 10Mtr Pack	91.75
FLS3-5N1S31	10W LED Strip 4000K 5Mtr Pack	45.75
FLS3-5N1S32	10W LED Strip 4000K 10Mtr Pack	91.50

10W per metre 24V IP65 LED Strip features branded high efficiency 480 SMD LEDs on a 2oz PCB board for a durable finish. Easy mounting thanks to added strength (3M 300LSE) self adhesive.



LED Strip, COB 10W

CODE	DESCRIPTION	Per Pack
FLSCB3-0C1CB31	10W LED Strip 3000K 5Mtr Pack	61.87
FLSCB3-0C1CB32	10W LED Strip 4000K 10Mtr Pack	123.75
FLSCB3-0N1CB31	10W LED Strip 3000K 5Mtr Pack	61.87
FLSCB3-0N1CB32	10W LED Strip 4000K 10Mtr Pack	123.75


IP20 COB Series Strips are designed to offer a dotless Linear finish in a all applications, this 10W per metre 24V model features 480 SMD LEDs on a 2oz PCB board for a durable finish. Easy mounting thanks to added strength (3M 300LSE) self adhesive.



LED Strip, COB IP65 10W

CODE	DESCRIPTION	Per Pack
FLSCB3-5C1CB31	10W LED Strip 3000K 5Mtr Pack	69.37
FLSCB3-5C1CB32	10W LED Strip 4000K 10Mtr Pack	138.75
FLSCB3-5N1CB31	10W LED Strip 3000K 5Mtr Pack	69.37
FLSCB3-5N1CB32	10W LED Strip 4000K 10Mtr Pack	138.75


IP20 COB Series Strips are designed to offer a dotless Linear finish in a all applications, this 10W per metre 24V IP65 model features 480 SMD LEDs on a 2oz PCB board for a durable finish. Easy mounting thanks to added strength (3M 300LSE) self adhesive.



Profile Aluminium Extrusions 2Mtr

CODE	DESCRIPTION	EACH
PRO1-12MB	17 x 7 Black Opal Surface	20.47
PRO1-82MO	17 x 7 Alu. Opal Surface	10.80
PRO1R-12MB	25 x 7 Black Opal Flush	21.60
PRO1R-82MO	25 x 7 Alu. Opal Flush	11.40

PRO1 is available in 2m lengths with a Opal Polycarbonate diffuser. Each meter of Foss Profile comes with 2 mounting Clips + 2 End Caps (of which 1 with a cable whole) as standard.



Profile, Surface & Angled 2Mtr

CODE	DESCRIPTION	EACH
PRO2-12MB	17 x 14 Black Opal Surface	23.10
PRO2-82MO	17 x 14 Alu. Opal Surface	12.60
PRO7-12MB	18 x 18 Black Opal Angled	21.22
PRO7-82MO	18 x 18 Alu. Opal Angled	12.00

PRO2/7 is available in 2m lengths with a Opal Polycarbonate diffuser. Each meter of Foss Profile comes with 2 mounting Clips + 2 End Caps as standard.



Driver, LED TRIAC/MAINS Dimmable


CODE	DESCRIPTION	EACH
DIMD-2524	IP20 LED Driver 25W 24V	34.50
DIMD-4024	IP20 LED Driver 40W 24V	41.47
DIMD-5024	IP20 LED Driver 50W 24V	51.00
DIMD-7524	IP20 LED Driver 75W 24V	73.12
DIMD-IP10024	IP65 LED Driver 100W 24V	87.37
DIMD-IP15024	IP65 LED Driver 150W 24V	115.12
DIMD-IP20024	IP65 LED Driver 200W 24V	132.37

Triac Dimmable: Leading and Trailing Edge Dimming.



Driver, LED Non Dimmable IP65


CODE	DESCRIPTION	EACH
LEDD-IP10024	IP67 LED Driver 100W 24V	47.62
LEDD-IP1024	IP67 LED Driver 10W 24V	8.40
LEDD-IP15024	IP67 LED Driver 150W 24V	59.62
LEDD-IP2024	IP65 LED Driver 10W 24V	10.87
LEDD-IP3024	IP65 LED Driver 30W 24V	15.00
LEDD-IP4524	IP65 LED Driver 45W 24V	25.12
LEDD-IP6024	IP67 LED Driver 60W 24V	28.12



CONNECTORS


CODE	DESCRIPTION	EACH
FLSC8SML	Corner Feed 15cm Cable ECO/COB Series	3.75
FLSS8SML	Strip to Strip 8mm ECO/COB Series	1.80
FLSW8SML	Strip to Wire 1m Lead ECO/COB Series	3.37
SCC10SIP	Corner Feed 20cm Cable Drum Series	4.87
SWC10SIP	Strip to Wire Feed Drum Series	4.87
FLSL8SML	Strip 'L' Connector MINI ECO & COB	3.75

On show at our Dartford showroom



LED 2 Light Aluminium Outdoor Light

CODE	DESCRIPTION	EACH
8008-2SS-LED	Silver Light IP44 Die Cast	33.48
8008-2BK-LED	Black Light IP44 Die Cast	29.25



IP44 Flush 2 Light Opal Glass Light

CODE	DESCRIPTION	EACH
7039-23CC	Opal Glass with Chrome Trim	29.90



3 Light Ceiling Plate White

CODE	DESCRIPTION	EACH
3173WH	3 x Cylinder Heads on Plate	40.30



LED Uplight Satin Silver

CODE	DESCRIPTION	EACH
3209SS	LED Wall Uplighter	32.50



BEL AIRE IP44 PIR Coach Lantern

CODE	DESCRIPTION	EACH
14715	Black PIR Aluminium Wall Lantern	37.70



Black Die Cast Half Lantern IP44 + PIR

CODE	DESCRIPTION	EACH
280BK-PIR	Black Half Lantern with PIR	35.10



Black Die Cast Half Lantern IP44

CODE	DESCRIPTION	EACH
280BK	Black Half Lantern	21.13



TRIBECA LED Bar Pendant Matt Black

CODE	DESCRIPTION	EACH
96381-1BK	Warm to Bright White Colour Change Pendant	71.15



SAMSON 3 Light Bathroom Spotlight IP44

CODE	DESCRIPTION	EACH
6603BK	3 Light Round Black Spotlight	55.90



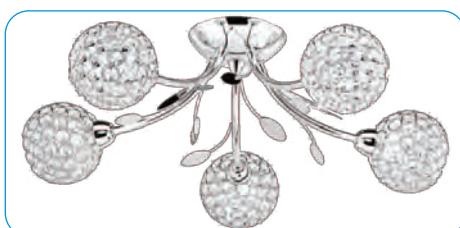
SAMSON 4 Light Bathroom Spotlight IP44

CODE	DESCRIPTION	EACH
6604BK	4 Light Split Bar Black Spotlight	72.80



BELLIS 5 Light Chrome & Glass Fitting

CODE	DESCRIPTION	EACH
9285-5CC	Clear Flower Glass & Leaf Decor	68.90




BELLIS II 5 Light Chrome & Glass Beads

CODE	DESCRIPTION	EACH
6575-5CC	Clear Glass Beads & Leaf Decor	119.60



MARBLES LED Pendant

CODE	DESCRIPTION	EACH
5881CC	Crushed Ice Shade LED Globe 25cm	100.10




BALLS Ceiling Smoke Glass Pendant

CODE	DESCRIPTION	EACH
1632SM	Smoke Glass Round Pendant	62.40



ELISE 4 Light Pendant Fitting

CODE	DESCRIPTION	EACH
8334-4CC	Chrome with Crystal Button Drops	115.70



CYCLONE Ceiling Pendant

CODE	DESCRIPTION	EACH
97291-1SM	Smoked Glass & Acrylic Shade	57.20

IP66 Switches & Sockets



IP66 Switch
Socket Box
-13A Twin Grey



IP66 Switch
Socket Box
RCD -13A
Twin Grey

Code	Finish	Our Price
ZN-38863	Grey	£11.63

Code	Finish	Our Price
ZN-38864	Grey	£29.25




IP66 Switch
Socket Box
-13A Single Grey



1 Gang 2 Way
Switch Grey

Code	Finish	Our Price
ZN-38865	Grey	£8.25

Code	Finish	Our Price
ZN-38866	Grey	£7.50



Empty
Body Only



2 Gang 2 Way
Switch Grey

Code	Type	Our Price
ZN-38869	1 Gang	£7.50
ZN-38868	2 Gang	£9.00

Code	Finish	Our Price
ZN-38867	Grey	£9.00



Fused Spur
with Neon
Grey



Bell Push Grey

Code	Finish	Our Price
ZN-38870	Grey	£12.00

Code	Finish	Our Price
ZN-38871	Grey	£10.50

Plug + Socket Cable connectors



Code	Type	Our Price
ZN-41157	32A, 3 Pole, IP68 Cable Connector (1 x fast-fit connector) H:30 x L95 x D30mm	£2.85
ZN-41158	16A, 3 Pole, IP68 3-Way Cable Connector (3 x fast-fit connector) H:30 x L150 x D30mm	£9.25

CULINA KONECT

SELF POWERED KINETIC SWITCHES & RECEIVERS

53

FORUM
LIGHTING SOLUTIONS

Culina Konect kinetic switches do not need batteries or connecting to a power supply, allowing them to be fitted where a standard light switch cannot be wired in. These wireless switches turns kinetic energy into electricity to signal a receiver, which then turns lights on or off. Can be used in bathrooms.

	Code	Description	Colour	IP	Height	Width	Depth	Our Price
	CUL-40031	1 Gang Kinetic Push Switch	Matt White	IP42	86mm	86mm	15mm	£13.12
	CUL-40032	1 Gang Kinetic Push Switch	Matt Black	IP42	86mm	86mm	15mm	£15.37
	CUL-40033	2 Gang Kinetic Push Switch	Matt White	IP42	86mm	86mm	15mm	£16.12
	CUL-40034	2 Gang Kinetic Push Switch	Matt Black	IP42	86mm	86mm	15mm	£19.12
	CUL-40035	3 Gang Kinetic Push Switch	Matt White	IP42	86mm	86mm	15mm	£20.62
	CUL-40036	3 Gang Kinetic Push Switch	Matt Black	IP42	86mm	86mm	15mm	£22.12
	CUL-40037	Kinetic Fob Switch	Grey	IP65	18mm	21mm	47mm	£13.50
	CUL-40038	1 Channel Kinetic Switch RF Non-dim	White	IP20	32mm	32mm	64mm	£13.12
	CUL-40039	1 Channel Smart RF & Wifi Kinetic Switch	White	IP20	32mm	32mm	64mm	£20.62
	CUL-40040	1 Channel Smart Tuya RF & Wifi Kinetic Dim	White	IP20	75mm	52mm	24mm	£231.12

Distances: Outdoor no barrier 40m. Indoor 15m Plasterboard. Indoor 8m Concrete/glass

Dartford. Phone: 01322 271171 / 01322 286868 email: info@gws.ltd
On-line Shop www.gwsupplies.co.uk

All Prices + VAT E&OE
Gurney & White Ltd.©



SPEEDFIT BARRIER PIPE

CODE	SIZE	Nett Price
SFP153B	15MM X 3Mtr	5.05
SFP223B	22MM X 3Mtr	9.92

SPEEDFIT LAY FLAT PIPE

CODE	SIZE	Nett Price
SFLFP1525	15MM X 25Mtr	49.53
SFLFP1550	15MM X 50Mtr	99.06
SFLFP15100	15MM X 100Mtr	198.16
SFLFP2225	22MM X 25Mtr	94.37
SFLFP2250	22MM X 50Mtr	188.70

Straight Coupling

Code	mm	Nett Price
SFC10	10	2.07
SFC15	15	1.53
SFC22	22	2.43

Elbow 90°

Code	mm	Nett Price
SFE10	10	2.56
SFE15	15	1.84
SFE22	22	2.92

Street Elbow

Code	mm	Nett Price
SFSE10	10	3.18
SFSE15	15	3.58
SFSE22	22	5.42



Equal Tee

Code	mm	Nett Price
SFT10	10	2.94
SFT15	15	2.65
SFT22	22	3.93



Reducing Tee

Code	mm	Nett Price
SFT221515	22x15x15	4.43
SFT221522	22x15x22	4.43
SFT222215	22x22x15	4.43




Reducing Coupling

Code	mm	Nett Price
SFC1510	15x10	3.61
SFC2215	22x15	4.28



Fitting Reducer

Code	mm	Nett Price
SFR1510	15x10	1.77
SFR2215	22x15	2.31




SPEEDFIT Male Iron

CODE	SIZE	Nett Price
SFM1512B	Brass 15MM X 1/2"	5.84
SFM1512P	Plastic 15mm x 1/2"	1.46



Female Adapter

Code	mm	Nett Price
SFF11512	15x1/2"	1.70
SFF11534	15x3/4"	3.69
SFF12234	22x3/4"	2.55



Liner

Code	mm	Nett Price
SFL10	10 With Grommet	0.32
SFL15	15 With Grommet	0.32
SFL22	22 With Grommet	0.41
SFP115	15 Plain	0.30
SFP122	22 Plain	0.36



Tap Connector Bent

Code	mm	Nett Price
SFBTC1512	15x1/2"	3.80



Tap Connector Straight

Code	mm	Nett Price
SFT1512	15x1/2"	3.00
SFT1534	15x3/4"	3.58
SFT2234	22x3/4"	3.94




Wallplate Elbow

Code	mm	Nett Price
SFWP15	15x1/2"	10.54



End Cap

Code	mm	Nett Price
SFEC10	10	2.02
SFEC15	15	2.07
SFEC22	22	2.52



Shut Off Tap

Code	mm	Nett Price
SFSOT15	15	5.60



Washing Machine Valve

Code	mm	Nett Price
SFWMVS	15x3/4"	5.08



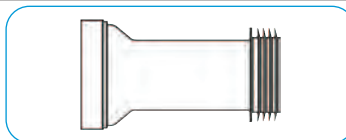
Service Valve

Code	mm	Nett Price
SFIV15	15	5.94



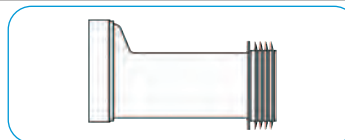
PAN CONNECTOR WHITE

CODE	DESCRIPTION	Nett Each
WC-CON1V	Straight Rigid WC Connector with Vent Boss	10.76



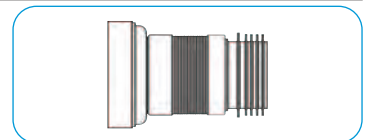
PAN CONNECTOR 4" WHITE

CODE	DESCRIPTION	Nett Each
WC-CON2	4" Pan Connector	6.64



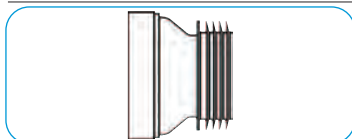
PAN CONNECTOR 4" WHITE

CODE	DESCRIPTION	Nett Each
WC-CON5	4" Pan Connector	6.64



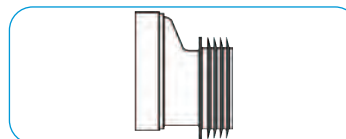
PAN FLEXI CONNECTOR 4" WHITE

CODE	DESCRIPTION	Nett Each
WC-F23R	4" Pan Connector	23.38
WC-F21R	4" Pan Connector	23.38



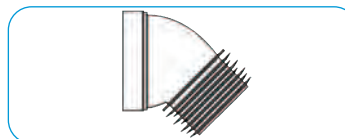
PAN CONNECTOR 4" WHITE

CODE	DESCRIPTION	Nett Each
WC-CON1	4" Pan Connector	6.09



PAN CONNECTOR 4" WHITE

CODE	DESCRIPTION	Nett Each
WC-CON4	20mm Offset	7.76
WC-CON4A	40mm Offset	7.76



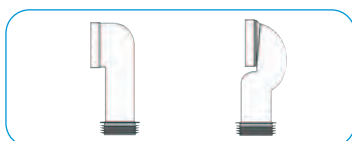
PAN CONNECTOR 4" WHITE

CODE	DESCRIPTION	Nett Each
WC-CON16	4" Pan Connector	10.39



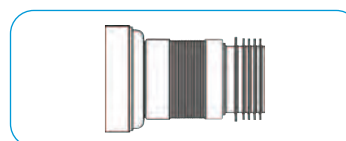
DRAIN CONNECTOR

CODE	DESCRIPTION	Nett Each
DC1BL	4" x 4" BLACK	7.82



PAN CONNECTOR 4" WHITE

CODE	DESCRIPTION	Nett Each
WC-CON8	90° Bend	7.74
WC-CON8E	90° Adj. Bend	7.74
WC-CONQ	90° Adj. Sace Saving Bend	14.42



VIVA FLEXI PAN CONNECTOR

CODE	DESCRIPTION	Nett Each
PP0002/C	200-350	13.00
PP002	300-700	13.00
PP0002/B	Pan Con. Bent	14.00



PAN CONNECTOR 4" WHITE

CODE	DESCRIPTION	Nett Each
WC-CON8F	4" Pan Connector	23.38



PAN CONNECTOR 4" WHITE

CODE	DESCRIPTION	Nett Each
WC-CON8V	4" Pan Connector	18.26



POLYPLUMB BARRIER PIPE

Code	Size	Each
PB315B	15MM X 3Mtr	6.92
PB322B	22MM X 3Mtr	13.67




POLYPLUMB BARRIER PIPE

Code	Size	Each
PB2515B	15MM X 25Mtr	42.15
PB5015B	15MM X 50Mtr	84.29
PB10015B	15MM X 100Mtr	167.59
PB2522B	22MM X 25Mtr	82.22
PB5022B	22MM X 50Mtr	159.68



Straight Coupling

Code	mm	Each
PB015	15	2.21
PB022	22	2.94




Elbow 90°

Code	mm	Each
PB115	15	2.58
PB122	22	3.80




Spigot (Street) Elbow

Code	mm	Each
PB1015	15	2.88
PB1022	22	4.26




Equal Tee

Code	mm	Each
PB215	15	3.72
PB222	22	4.86




Reducing Tee

Code	mm	Each
PB1622	15x15x22	4.94
PB1522	22x15x15	4.84
PB1422	22x15x22	5.00
PB1122	22x22x15	4.96




Fitting Reducer

Code	mm	Each
PB1822	22 x 15	2.66



Male Adapter

Code	mm	Each
PB4315	15x1/2"	10.46
PB4322	22x3/4"	15.30



Female Adapter

Code	mm	Each
PB4415	15x1/2"	10.36



Tap Connector Bent

Code	mm	Each
PB1715	15x1/2"	6.35




Tap Conn. Straight

Code	mm	Each
PB715	15x1/2"	3.77
PB71534	15x3/4"	5.46
PB722	22x3/4"	5.95



Wallplate Elbow

Code	mm	Each
PB1315	15x1/2"	18.86



Socket Blank End

Code	mm	Each
PB1915	15	1.65
PB1922	22	2.37



Pipe Liner

Code	mm	Each
PP6415	15	0.39
PP6422	22	0.48

FloPlast® POLYETHYLENE PIPE & FITTINGS



MDPE BLUE 25m coil

Code	Size	Each
2025BU	20MM 25MTR	24.90
2525BU	25MM 25MTR	31.99
3225BU	32MM 25MTR	52.43



Couplings & Reducing couplings

CODE	SIZE	Each
491012	20mm	4.13
492012	25mm	5.41
493012	32mm	12.99
492113	25x20mm	10.05
493213	32x25mm	17.43



Elbow 90°

CODE	SIZE	Each
491015	20mm	6.25
492015	25mm	9.19
493015	32mm	15.78



Tee (Equal)

CODE	SIZE	Each
491024	20mm	8.83
492024	25mm	13.63
493024	32mm	19.53



MDPE BLUE 50m coil

Code	Size	Each
2050BU	20MM 50MTR	49.70
2550BU	25MM 50MTR	63.93
3250BU	32MM 50MTR	104.89



Liners

CODE	SIZE	Each
491000	20mm	0.68
492000	25mm	0.79
493000	32mm	0.94



Stopends

CODE	SIZE	Each
491006	20mm	P.O.A.
492006	25mm	P.O.A.
493006	32mm	P.O.A.



Stopcocks

CODE	SIZE	Each
491042	20mm	25.03
492042	25mm	26.52



Wall Plate

CODE	SIZE	Each
491105	20mm	17.28
492205	25mm	21.59



Transition

CODE	SIZE	Each
491007	20x15-21mm	16.57
492007	25x15-21mm	17.13
492008	25x21-27mm	17.72
492009	25x27-34mm	20.16



J. Guest Speed to Copper

CODE	SIZE	Each
SFMDPE2015	20x25mm	6.65
SFMDPE2515	25x15mm	9.96
SFMDPE2522	25x22mm	7.95
SFMDPE20	20mm Liner	0.45
SFMDPE25	25mm Liner	0.42



PEX Barrier Pipe White

CODE	DESCRIPTION	3mt Len
F+121400	15mm x 3mt	3.35
F+122400	22mm x 3mt	6.58



Easy-Lay PB Pipe White

CODE	DESCRIPTION	Coil
F+123401	10mm x 25mt	25.16
F+124401	15mm x 25mt	28.32
F+124402	15mm x 50mtr	55.60
F+125401	22mm x 25mt	55.27
F+125402	22mm x 50mt	105.32



FloFit+ Coupling

CODE	DESCRIPTION	EACH
FC10	10mm Coupling	2.09
FC15	15mm Coupling	1.17
FC22	22mm Coupling	1.76



FloFit+ Elbow

CODE	DESCRIPTION	EACH
FB10	10mm Elbow	1.90
FB15	15mm Elbow	1.26
FB22	22mm Elbow	1.83



FloFit+ Street Elbow

CODE	DESCRIPTION	EACH
FS10	10mm Stem Elbow	1.97
FS15	15mm Stem Elbow	1.73
FS22	22mm Stem Elbow	2.26



FloFit+ Equal Tee

CODE	DESCRIPTION	EACH
FT10	10mm Equal Tee	2.96
FT15	15mm Equal Tee	1.79
FT22	22mm Equal Tee	2.93



FloFit+ Reducing Tee

CODE	DESCRIPTION	EACH
FRT111515	22 x 15 x 15	2.19
FRT221522	22 x 15 x 22	2.96
FRT222215	22 x 22 x 15	3.10



FloFit+ Reducing Coupling

CODE	DESCRIPTION	EACH
FRC15	15 x 10mm	2.19
FRC22	22 x 15mm	3.27




FloFit+ Fitting Reducer

CODE	DESCRIPTION	EACH
FSR1015	15 x 10mm	1.43
FSR1522	22 x 15mm	1.27



FloFit+ Liner

CODE	DESCRIPTION	EACH
FXI10	10mm Insert	0.19
FXI15	15mm Insert	0.19
FXI22	22mm Insert	0.19



FloFit+ Tap Connector

CODE	DESCRIPTION	EACH
FBC1512	Bent 15 x 1/2"	2.30
FTC1512	Straight 15 x 1/2"	2.07
FTC1534	Straight 15 x 3/4"	2.44
FTC2234	Straight 22 x 3/4"	2.64



FloFit+ End Cap

CODE	DESCRIPTION	EACH
FE10	10mm Stop End	1.06
FE15	15mm Stop End	0.93
FE22	22mm Stop End	1.43



FloFit+ ISO Valve

CODE	DESCRIPTION	EACH
FV15	15mm Flow Valve	6.94




FloFit+ Collet Clip Cold

CODE	DESCRIPTION	EACH
FCB10	10mm Collet Blue	0.10
FCB15	15mm Collet Blue	0.07
FCB22	22mm Collet Blue	0.09




FloFit+ Collet Clip Hot

CODE	DESCRIPTION	EACH
FCR10	10mm Collet Red	0.10
FCR15	15mm Collet Red	0.07
FCR22	22mm Collet Red	0.09



HALF ROUND GUTTER 112mm

CODE	DESCRIPTION	Nett Price
RG2	2M LENGTH	7.34
RG4	4M LENGTH	9.84



ROUND DOWNPIPE 68mm

CODE	DESCRIPTION	Nett Price
RP2.5	2.5M LENGTH	8.57
RP4	4M LENGTH	9.84



ANGLE 112mm

CODE	DESCRIPTION	Nett Price
RA1	90°	4.56



ANGLE 112mm

CODE	DESCRIPTION	Nett Price
RA2	135°	5.58



OUTLET 112mm

CODE	DESCRIPTION	Nett Price
RO1	RUNNING	4.01



UNION 112mm

CODE	DESCRIPTION	Nett Price
RU1	UNION	2.65



OUTLET 112mm

CODE	DESCRIPTION	Nett Price
RO2	STOP END	4.63



STOP ENDS 112mm

CODE	DESCRIPTION	Nett Price
RE1	EXTERNAL	2.14



BRIDGES 112mm

CODE	DESCRIPTION	Nett Price
RK1	FASCIA	0.64



PIPE CONNECTORS

CODE	DESCRIPTION	Nett Price
RS1	STANDARD	2.00



OFFSET BENDS

CODE	DESCRIPTION	Nett Price
RB1	92 1/2°	4.35
RB2	112 1/2°	2.65



SHOE

CODE	DESCRIPTION	Nett Price
RB3	SHOE	3.07



BRANCH 112 1/2°

CODE	DESCRIPTION	Nett Price
RY1	BRANCH 112 1/2°	7.69



HOPPER HEADS

CODE	DESCRIPTION	Nett Price
RHS1	STANDARD	11.86




PIPE BRACKETS


CODE	DESCRIPTION	Nett Price
RC1	PIPE BRACKETS	0.92



PIPE PLAIN END		
CODE	DESCRIPTION	Nett Price*
SS1	Pipe	18.00



SOCKETS		
CODE	DESCRIPTION	Nett Price
SS106	Solvent Socket	9.03



SOCKETS		
CODE	DESCRIPTION	Nett Price
SP105	Push Socket	5.30



BEND		
CODE	DESCRIPTION	Nett Price
SS561	90° Elbow	11.43



BEND		
CODE	DESCRIPTION	Nett Price
SS563	45° Elbow	11.43



BEND		
CODE	DESCRIPTION	Nett Price
SS168	90° Street Bend	13.48



BEND		
CODE	DESCRIPTION	Nett Price
SS435	45° Street Bend	8.83



ACCESS BEND		
CODE	DESCRIPTION	Nett Price
SS569	90° Access Bend	28.87



SINGLE BRANCH		
CODE	DESCRIPTION	Nett Price
SS191	90° Triple Socket	16.94



SINGLE BRANCH		
CODE	DESCRIPTION	Nett Price
SS211	45° Triple Socket	20.04



ACCESS PIPE		
CODE	DESCRIPTION	Nett Price
SS275	Double Socket	20.68



SHORT BOSS PIPE		
CODE	DESCRIPTION	Nett Price
SS583	Short Boss Pipe	3.45



SINGLE BRANCH		
CODE	DESCRIPTION	Nett Price
SWT28	92.5° Branch + 4 Boss	24.81



ADJUSTABLE BEND		
CODE	DESCRIPTION	Nett Price
SP560	0-90° Adj. Bend	26.31




ACCESS CAP		
CODE	DESCRIPTION	Nett Price
SS292	Screwed Access Cap	9.68

Also available from stock in BLACK



VENTS		
CODE	DESCRIPTION	Nett Price
SP310	Extract cowl	16.46
SS302	110mm Vent Terminal	2.87
SP300	Weathering Collar	3.60



BOSS ADAPTOR		
CODE	DESCRIPTION	Nett Price
SP10	32mm Rubber Adaptor	2.29
SP11	40mm Rubber Adaptor	2.33
SP12	50mm Rubber Adaptor	2.52




BOSS ADAPTOR		
CODE	DESCRIPTION	Nett Price
SS20	32mm Solvent Adaptor	2.33
SS21	40mm Solvent Adaptor	2.33
SP22	50mm Solvent Adaptor	2.52



STRAP BOSS		
CODE	DESCRIPTION	Nett Price
SS319	Strap Boss	4.33



PIPE CLIPS		
CODE	DESCRIPTION	Nett Price
SS82	Pipe Clip	2.82



SOCKET PLUG		
CODE	DESCRIPTION	Nett Price
SP296	Socket Plug	5.01



REDUCER		
CODE	DESCRIPTION	Nett Price
SP95	110x50mm Reducer	10.20



REDUCER RAINWATER		
CODE	DESCRIPTION	Nett Price
SP96	110x68mm Reducer	10.20



AIR ADMITTANCE		
CODE	DESCRIPTION	Nett Price
AV110	Internal	19.55
VP100E	External	22.89



WEATHERING SLATE		
CODE	DESCRIPTION	Nett Price
RFA50170	457 x 457	28.48



PIPE 3M LENGTH Net Price
 CODE DESCRIPTION EACH
 SSUT001 PLAIN ENDED 10.50



COUPLERS Net Price
 CODE DESCRIPTION EACH
 D105 DOUBLE SOCKET SLIP 3.42



BENDS SINGLE SOCKET Net Price
 CODE DESCRIPTION EACH
 D161 87 1/2° 5.73
 D163 45° 5.78
 D164 30° 6.10
 D167 15° 5.78



BENDS DOUBLE SOCKET Net Price
 CODE DESCRIPTION EACH
 D561 87 1/2° 6.43
 D563 45° 6.43
 D564 30° 6.65
 D567 15° 6.65



ADJUSTABLE BEND Net Price
 CODE DESCRIPTION EACH
 D560 ADJUSTABLE 0-90° 15.40



BENDS DOUBLE SOCKET (Rest) Net Price
 CODE DESCRIPTION EACH
 D571 REST 87 1/2° 18.68



PLAIN GULLY Net Price
 CODE DESCRIPTION EACH
 D510 PLAIN 18.85



BACK INLET GULLY Net Price
 CODE DESCRIPTION EACH
 D540 BACK INLET 22.92



P TRAP Net Price
 CODE DESCRIPTION EACH
 D501 P TRAP 15.12



HOPPERS Net Price
 CODE DESCRIPTION EACH
 D504 SOLVENT SOCKET
 INC POLY. GRID 6.43



EQUAL JUNCTION Net Price
 CODE DESCRIPTION EACH
 D190 DOUBLE SKT 87 1/2° 11.33



EQUAL JUNCTION Net Price
 CODE DESCRIPTION EACH
 D191 TRIPLE SKT 87 1/2° 12.42



EQUAL JUNCTION Net Price
 CODE DESCRIPTION EACH
 D211 TRIPLE SKT 45° 12.63
 D210 DOUBLE SKT 45° 11.33




FLEXIBLE RUBBER COUPLING Net Price
 CODE DESCRIPTION EACH
 FERN 4" CLAY > PLASTIC
 120-135 / 100-115 8.00



FLEXIBLE RUBBER COUPLING Net Price
 CODE DESCRIPTION EACH
 FERN 4" CAST IRON > PLASTIC
 100-115 8.00



OVERFLOW PIPE (Solvent) Net Price
 CODE DESCRIPTION EACH
 OS01 3mt Length Pipe 2.18



CONNECTOR Net Price
 CODE DESCRIPTION EACH
 OS10 Straight Connector 0.68



BEND Net Price
 CODE DESCRIPTION EACH
 OS11 90° Bend 0.68



BEND Net Price
 CODE DESCRIPTION EACH
 OS12 135° (45°) Bend 0.68



TEE Net Price
 CODE DESCRIPTION EACH
 OS13 Tee 0.80



TANK CONNECTOR Net Price
 CODE DESCRIPTION EACH
 OS14 Straight 1.96



REDUCER Net Price
 CODE DESCRIPTION EACH
 OS17 32MM - Overflow Waste 1.20
 OS18 40MM - Overflow Waste 1.20



ANTI SYPHON UNIT Net Price
 CODE DESCRIPTION EACH
 VPSF-40/50 32-40mm
 Air Vent 7.04



Solvent Cement Net Price
 CODE DESCRIPTION EACH
 SG100 Silicone Grease 100gm 9.10



Solvent Cement Net Price
 CODE DESCRIPTION EACH
 PVC1 Black Swan 118ml 5.00
 PVC2 Black Swan 236ml 7.50
 SC250 Floplast 250ml 5.83

Compression and Solvent Fittings



STRAIGHT COUPLER (Compression)
 CODE DESCRIPTION Net Price
WC07 32MM 2.50
WC08 40MM 2.74



REDUCER (Compression)
 CODE DESCRIPTION Net Price
WC38 40-32MM 2.92



KNUCKLE BEND (Compression)
 CODE DESCRIPTION Net Price
WC10 32MM 2.62
WC11 40MM 2.80



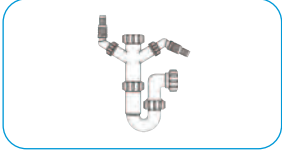
OBTUSE BEND (Compression)
 CODE DESCRIPTION Net Price
WC18 32MM 2.74
WC19 40MM 2.92



SWEPT TEE (Compression)
 CODE DESCRIPTION Net Price
WC22 32MM 3.88
WC23 40MM 4.02




WASHING MACHINE TRAP
 CODE DESCRIPTION Trade Price
WM2 WM TRAP 1 1/2" 11.06




WASHING MACHINE TRAP
 CODE DESCRIPTION Trade Price
WM11 WM & D/WASHER 1 1/2" 11.59



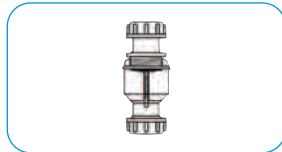
WASHING MACHINE UPSTAND
 CODE DESCRIPTION Trade Price
WM3 STANDPIPE 1 1/2" 9.98



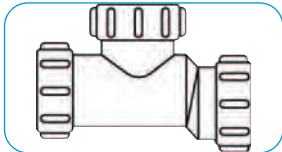
FLEXIBLE WASTE FITTINGS
 CODE DESCRIPTION Trade Price
FLEXCON 1 CONNECTOR 1 1/4" 6.30
FLEXCON 2 CONNECTOR 1 1/2" 6.45



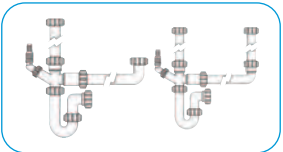
FLEXIBLE WASTE FITTINGS
 CODE DESCRIPTION Trade Price
FLEXCON 3 UNIVERSAL 1 1/4" 4.80
FLEXCON 4 UNIVERSAL 1 1/2" 5.20



NON RETURN VALVE
 CODE DESCRIPTION Trade Price
CONVALVE IN LINE NON RETURN 19-22MM 10.69



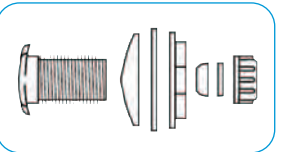
NON RETURN VALVE
 CODE DESCRIPTION Trade Price
T28M-NRV VALVE 12.81



BOWL KIT
 CODE DESCRIPTION Trade Price
SK1 BOWL KIT 1 1/2" 16.42
SK2 DOUBLE KIT 1 1/2" 17.21



SOAKAWAY
 CODE DESCRIPTION Trade Price
SOAK1GR SOAKAWAY 26.63



BOSS CONNECTOR
 CODE DESCRIPTION Trade Price
BOSSCONN-22MM SOIL & RAINWATER 19-22MM 9.28



BOTTLE TRAP
 CODE DESCRIPTION Trade Price
A10 1 1/4" 6.41
C10 1 1/2" 7.86
A10A ADJUSTABLE 1 1/4" 7.77
C10A ADJUSTABLE 1 1/2" 9.30



EXTENDED SWIVEL P TRAP
 CODE DESCRIPTION Trade Price
ASA10 1 1/4" 32mm 6.88
ASC10 1 1/2" 40mm 8.03




SWIVEL P TRAP
 CODE DESCRIPTION Trade Price
SA10 1 1/4" 5.52
SC10 1 1/2" 6.63
SE10 2" 12.16



STRAIGHT THROUGH TRAP
 CODE DESCRIPTION Trade Price
X10 1 1/4" 7.58



SWIVEL S TRAP
 CODE DESCRIPTION Trade Price
SB10 1 1/4" 6.68
SD10 1 1/2" 7.80



LOW LEVEL BATH TRAP
 CODE DESCRIPTION Trade Price
SM10E 1 1/2" 6.68



SHALLOW BATH TRAP
 CODE DESCRIPTION Trade Price
Q10 1 1/2" 5.10



SHOWER TRAP 70mm FLANGE
 CODE DESCRIPTION Trade Price
STW3-R CHROME 1 1/2" 11.39



SHOWER TRAP 90mm
 CODE DESCRIPTION Trade Price
ST90CP10-HP2 90mm TRAP 2725



MAGNA VALVE
 CODE DESCRIPTION Trade Price
WTSTC32 32mm 14.17
WTSTC40 40mm 14.17



WASTE PIPE (Solvent)
 CODE DESCRIPTION Net Price
WS01 32MM 4.75
WS02 40MM 5.50
WS03 50MM 9.00



COUPLER & BEND (Solvent)
 CODE DESCRIPTION Net Price
WS07 32MM Coupler 0.83
WS08 40MM Coupler 0.83
WS09 50MM Coupler 1.67
WS10 32MM Knucle Bend 0.83
WS11 40MM Knucle Bend 0.83



SWEPT BEND (Solvent)
 CODE DESCRIPTION Net Price
WS14 32MM 0.95
WS15 40MM 0.95
WS16 50MM 1.67



OBTUSE BEND (Solvent)
 CODE DESCRIPTION Net Price
WS18 32MM 0.83
WS19 40MM 0.83
WS20 50MM 1.67



SWEPT TEE (Solvent)
 CODE DESCRIPTION Net Price
WS22 32MM 1.35
WS23 40MM 1.35
WS24 50MM 1.75



SWIVEL BEND 92 1/2° (Solvent)
 CODE DESCRIPTION Net Price
WS26 32MM 0.95
WS27 40MM 0.95
WS28 50MM 1.67



SCREWED ACCESS (Solvent)
 CODE DESCRIPTION Net Price
WS30 32MM 0.95
WS31 40MM 0.95
WS32 50MM 1.67



PIPE CLIP (Solvent)
 CODE DESCRIPTION Net Price
WS34 32MM 0.50
WS35 40MM 0.50
WS36 50MM 0.72



REDUCER (Solvent)
 CODE DESCRIPTION Net Price
WS38 40-32MM 0.83
WS39 50-32MM 1.63
WS40 50-40MM 1.63



SPIGOT BEND 45° (Solvent)
 CODE DESCRIPTION Net Price
WS76 32MM 0.95
WS77 40MM 0.95

**STRAIGHT COUPLING**

CODE	mm	Nett Each
EFC8	8	0.18
EFC10	10	0.20
EFC15	15	0.19
EFC22	22	0.52
EFC28	28	0.78

**IMP. TO METRIC COUPLING**


CODE	mm	Nett Each
EFA1512	15 x 1/2"	0.58
EFA2234	22 x 3/4"	1.04
EFA281	28 x 1"	1.58

**EQUAL TEE**


CODE	mm	Nett Each
EFT8	8	0.42
EFT10	10	0.49
EFT12	12	0.64
EFT15	15	0.56
EFT22	22	1.50
EFT28	28	2.66

**REDUCING TEE BRANCH**

CODE	mm	Nett Each
EFT222215	22x22x15	1.34
EFT282815	28x28x15	2.36
EFT282822	28x28x22	3.18

**REDUCING TEE END**

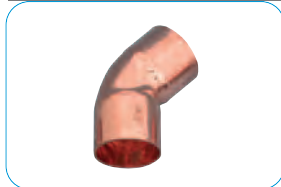
CODE	mm	Nett Each
EFT221522	22x15x22	1.98

**REDUCING TEE END & BRANCH**

CODE	mm	Nett Each
EFT221515	22x15x15	1.70

**90° ELBOW**

CODE	mm	Nett Each
EFE8	8	0.29
EFE10	10	0.31
EFE15	15	0.27
EFE22	22	0.76
EFE28	28	1.48

**OBTUSE ELBOW**


CODE	mm	Nett Each
EFOE15	15	0.32
EFOE22	22	0.76
EFOE28	28	1.44

**STREET ELBOW**

CODE	mm	Nett Each
EFSE15	15	0.33
EFSE22	22	0.92
EFSE28	28	1.98

**OBTUSE STREET ELBOW**

CODE	mm	Nett Each
EFOES15	15	0.40
EFOES22	22	1.04
EFOES28	28	1.98

**CROSS OVER**


CODE	mm	Nett Each
EFFC15	15 Full	1.20
EFFC22	22 Full	3.20
EFPC15	15 Part	1.02
EFPC22	22 Part	2.78

**END CAP**

CODE	mm	Nett Each
EFEC15	15	0.17
EFEC22	22	0.41
EFEC28	28	0.74

**FITTING REDUCER**

CODE	mm	Nett Each
EFR158	15x8	0.50
EFR1510	15x10	0.40
EFR1512	15x12	0.33
EFR2215	22x15	0.64
EFR2815	28x15	1.16
EFR2822	28x22	0.96

**TAP CONNECTOR**

CODE	mm	Nett Each
EFT1512	15x1/2" Straight	0.92
EFT2234	22x3/4" Straight	1.82
EFBT1512	15x1/2" Bent	1.36
EFBT2234	22x3/4" Bent	2.54

**CYLINDER SWIVEL STRAIGHT**

CODE	mm	Nett Each
EFCSW22	22x1"	2.22

**MANUAL AIR VENT**

CODE	mm	Nett Each
AV15	15	0.54



STRAIGHT COUPLING

CODE	mm	Nett Each
CC08	8	0.90
CC10	10	0.98
CC15	15	1.36
CC15 REPAIR		3.94
CC22	22	2.36
CC28	28	3.79



REDUCING COUPLING

CODE	mm	Nett Each
CC1508	15x8	1.40
CC1510	15x10	1.34
CC1512	15x12	1.50
CC2215	22x15	2.14
CC2822	28x22	3.46



90° ELBOW

CODE	mm	Nett Each
CE08	8	1.10
CE10	10	1.36
CE15	15	1.50
CE22	22	2.80
CE28	28	4.68



MALE IRON > COPP. ELBOW

CODE	mm	Nett Each
CEMI1512	15x1/2"	1.80
CEMI1534	15x3/4"	2.80
CEMI2234	22x3/4"	3.38
CEMI221	22x1"	4.22
CEMI281	28x1"	5.80



FEMALE IRON > COPP. ELBOW

CODE	mm	Nett Each
CEFI1512	15x1/2"	1.40
CEFI1534	15x3/4"	3.02
CEFI2234	22x3/4"	2.72
CEFI221	22x1"	3.68
CEFI281	28x1"	3.98



MALE IRON > COPPER

CODE	mm	Nett Each
CCMI0814	8x1/4"	0.82
CCMI0838	8x3/8"	0.86
CCMI1014	10x1/4"	0.96
CCMI1038	10x3/8"	1.14
CCMI1514	15x1/4"	1.18
CCMI1538	15x3/8"	1.50
CCMI1512	15x1/2"	1.42
CCMI1534	15x3/4"	2.22
CCMI2234	22x3/4"	2.86
CCMI221	22x1"	3.50
CCMI281	28x1"	3.94



FEMALE IRON > COPPER

CODE	mm	Nett Each
CCFI0814	8x1/4"	0.90
CCFI1014	10x1/4"	0.92
CCFI1038	10x3/8"	0.94
CCFI1514	15x1/4"	1.46
CCFI1538	15x3/8"	1.20
CCFI1512	15x1/2"	1.10
CCFI1534	15x3/4"	1.50
CCFI2234	22x3/4"	1.96
CCFI221	22x1"	2.36
CCFI281	28x1"	3.08



EQUAL TEE

CODE	mm	Nett Each
CT08	8	1.50
CT10	10	1.62
CT15	15	2.20
CT22	22	3.98
CT28	28	6.52



REDUCING TEE

CODE	mm	Nett Each
CT222215	22x22x15	3.66
CT221522	22x15x22	3.96
CT221515	22x15x15	3.52



END CAP

CODE	mm	Nett Each
CS08	8	0.52
CS10	10	0.54
CS15	15	0.82
CS22	22	1.46
CS28	28	2.32



TAP CONN. BENT

CODE	mm	Nett Each
CBT1512	15x1/2"	2.22
CBT2234	22x3/4"	5.76



TAP CONN. STRAIGHT

CODE	mm	Nett Each
CTC1512	15x1/2"	1.90
CTC2234	22x3/4"	3.84



TANK CONNECTIONS

CODE	mm	Nett Each
CTC15	15	2.54
CTC22	22	4.20
CTC28	28	5.50



WALL PLATE

CODE	mm	Nett Each
CWP1512	15x1/2"	2.08



3 PIECE REDUCING SET

CODE	mm	Nett Each
CR1508	15x8	0.74
CR1510	15x10	0.62
CR2215	22x15	0.98
CR2822	28x22	1.52



BLANKING DISC

CODE	mm	Nett Each
BD15	15	0.90
BD22	22	0.64
BD28	28	1.02



STRAIGHT COUPLING

CODE	mm	Nett Each
SRC15	15	0.37
SRC22	22	0.87



90° ELBOW

CODE	mm	Nett Each
SRE15	15	0.49
SRE22	22	1.27



STREET ELBOW

CODE	mm	Nett Each
SRSE15	15	0.63
SRSE22	22	1.43



EQUAL TEE

CODE	mm	Nett Each
SRT15	15	1.02
SRT22	22	2.38



REDUCING TEE

CODE	mm	Nett Each
SRT222215	22x22x15	2.18
SRT221522	22x15x22	2.62
SRT221515	22x15x15	2.53



FITTING REDUCER

CODE	mm	Nett Each
SRR2215	22x15	0.76

**CHROME STRAIGHT COUPLING**

CODE	SIZE	Nett Each
CC15C	15mm	1.58

**CHROME ELBOW**

CODE	SIZE	Nett Each
CE15C	15mm	1.65

**CHROME EQUAL TEE**

CODE	SIZE	Nett Each
CT15C	15mm	2.48

**CHROME MALE IRON >COPPER ADPT.**

CODE	SIZE	Nett Each
CCMI1512C	15 x 1/2"	1.05

**CHROME FEMALE IRON >COPPER ADPT.**

CODE	SIZE	Nett Each
CCFI1512C	15 x 1/2"	1.33

**CHROME WALLPLATE ELBOW**

CODE	SIZE	Nett Each
CWP1512C	15mm x 1/2"	2.38

**CHROME MUNSEN RINGS**

CODE	SIZE	Nett Each
CPMUN15	15mm Ring Female	0.78
CPMUN22	22mm Ring Female	0.94
CPMUNBPM	Male Bracket	0.78

**CHROME STOP END**

CODE	SIZE	Nett Each
CS15C	15mm	1.05

**BRASS SOCKET**


Code	SIZE	Nett Each
BS12	1/2"	1.24
BS34	3/4"	1.84
BS1	1"	2.78

**BRASS PLUG**

Code	SIZE	Nett Each
BP14	1/4"	0.38
BP38	3/8"	0.72
BP12	1/2"	0.68
BP34	3/4"	1.10
BP1	1"	1.70

**BRASS CAP**

Code	SIZE	Nett Each
BC14	1/4"	0.38
BC38	3/8"	0.52
BC12	1/2"	0.60
BC34	3/4"	0.88
BC1	1"	1.60

**BRASS BUSH**

Code	SIZE	Nett Each
BB1218	1/2" x 1/8"	0.84
BB1238	1/2" x 3/8"	0.50
BB1214	1/2" x 1/4"	0.72
BB3814	3/8" x 1/4"	0.38
BB3412	3/4" x 1/2"	0.76
BB134	1" x 3/4"	1.34

**BRASS HEXAGON NIPPLE**

Code	SIZE	Nett Each
BN14	1/4"	0.48
BN38	3/8"	0.64
BN12	1/2"	1.00
BN34	3/4"	1.34
BN1	1"	2.34

**BRASS TAP EXTENSION**

Code	SIZE	Nett Each
BTE12	1/2"	1.28
BTE34	3/4"	2.60

**BRASS BACKNUT**

Code	SIZE	Nett Each
BBN114	1 1/4"	1.70

PIPE INSULATION AND GAS PIPE FITTINGS

**PIPE INSULATION**
9mm Thick

CODE	SIZE	Box Qty	1Mtr Len	Per Box
PL159	15mm	190	1.18	148.83
PL229	22mm	125	1.43	118.75
PL289	28mm	95	1.78	112.42

**PIPE INSULATION**
13mm Thick

CODE	SIZE	Box Qty	1Mtr Len	Per Box
PL1513	15mm	128	1.35	115.20
PL2213	22mm	90	1.78	106.50
PL2813	28mm	70	2.03	94.50

**PIPE INSULATION**
19mm Thick

CODE	SIZE	Box Qty	1Mtr Len	Per Box
PL1519	15mm	134	2.98	132.88
PL2219	22mm	54	3.48	125.10
PL2819	28mm	48	3.98	127.20

**HAIRFELT PIPE INSULATION**

Code	Description	Per Roll
FFL	24ft WRAP ROUND	3.76
SL2215	15-22mm 72ft SLEEVED	12.09

**GAS COCK**

Code	Description	Nett Each
GC1502	15mm Valve	3.80

**BAYONET**

Code	Description	Nett Each
RE12	ELBOW 1/2"	4.08
RS12	STRAIGHT	3.90

**GAS HOSE**

Code	Description	Nett Each
CH4	4ft BAYONET	11.90

**COOKER STABILITY**

Code	Description	Nett Each
CSC	KIT	2.03



GATE VALVE B.S.

CODE	size	Nett Each
GV15	15mm	4.18
GV22	22mm	5.65
GV28	28mm	9.27



GATE VALVE LOCKHIELD

CODE	size	Nett Each
GV15LS	15mm	4.42
GV22LS	22mm	5.65



STOPCOCK B.S.

CODE	size	Nett Each
SC15	15mm	4.10
SC22	22mm	7.32



HOSE UNION BIBTAP

CODE	size	Nett Each
HU12	1/2"	4.20




SERVICE VALVE

CODE	size	Nett Each
SVS15	15mm x 1/2" STRAIGHT	1.52
SVA15	15mm x 1/2" ANGLED	1.92



STOPCOCK POLY TO COPPER

CODE	size	Nett List
PS1520	20x15mm	6.12
PS1525	25x15mm	6.52
PS2225	25x22mm	10.78



WASHING MACHINE VALVE

CODE	size	Nett Each
WMVS	15mm x 3/4" STRAIGHT	1.37
WMVA	15mm x 3/4" ANGLED	1.48
WMVT	15mm x 3/4" TEE	2.45
WMSCT	WM self cutting tap	5.57



ISOLATING VALVE

CODE	size	Nett Each
BL15C	15mm LP Iso. Valve	1.13
BL22C	22mm LP Iso. Valve	3.07




FULL BORE ISOLATING VALVE

CODE	size	Nett Each
FULL(304613)	15mm Full Bore	2.63
FULL(304635)	22mm Full Bore	6.08



ISOLATING VALVE

CODE	size	Nett Each
BLA15C	15mm Bent Iso. Valve	2.60
BL15L	15mm Lever Iso. Valve	1.55
FLAT	15mm x 1/2"	1.63
FLAT+	15mm x 3/8"	1.82



LEVER BALL VALVES

CODE	size	Nett Each
LBV15R	15mm Red Handle	3.66
LBV22R	22mm Red Handle	4.77
LBV28R	28mm Red Handle	10.82
LBV15B	15mm Blue Handle	3.66
LBV22B	22mm Blue Handle	4.77
LBV28B	28mm Blue Handle	10.82



LEVER BALL VALVES


CODE	size	Nett Each
GLBV15	15mm Yellow Handle	5.25
GLBV22	22mm Yellow Handle	7.72
GLBV28	28mm Yellow Handle	11.78

Suitable for Gas



BUTTERFLY BALL VALVES

CODE	size	Nett Each
ER-15BFBVR	15mm Red Handle	5.55
ER-22BFBVR	22mm Red Handle	8.26
ER-28BFBVR	28mm Red Handle	13.02
ER-15BFBVB	15mm Blue Handle	5.55
ER-22BFBVB	22mm Blue Handle	8.26
ER-28BFBVB	28mm Blue Handle	13.02



BALL VALVE


CODE	size	Nett Each
BV01	1/2" PART 1	4.38
BV09	1/2" PART 2	4.97



BALL VALVE FLOAT

CODE	size	Nett Each
FLOAT	4 1/2" ROUND	0.98

(DBS0420)



DRAINCOCK

CODE	size	Nett Each
DC15A	15mm TYPE A	1.25



LEAD LINERS

CODE	size	Nett Each
LL15 5LB	15mm X 5LB	6.64
LL15 6LB	15mm X 6LB	7.55
LL15 7LB	15mm X 7LB	7.25



CHECK VALVE

CODE	size	Nett Each
CV15	15mm SINGLE	1.62
CV22	22mm SINGLE	3.50
CV155	15mm DOUBLE	2.78
CV122	22mm DOUBLE	5.38



PUMP VALVE

CODE	size	Nett Each
PV222C	22mm BALL TYPE	4.88
PV282C	28mm BALL TYPE	5.98
PV221C	22mm GATE TYPE	4.87
PV281C	28mm GATE TYPE	7.25



RADIATOR AIR VENT

CODE	mm	Nett Each
RV12	Chrome Radiator Air Vent	1.09



PRESSURE REDUCING VALVE

CODE	size	Nett Each
533841H	15mm INC GAUGE	36.57
533851H	22mm INC GAUGE	38.18



SAFETY RELIEF VALVE

CODE	size	Nett Each
311430	1/2" 3Bar NO GAUGE	9.20
311460	1/2" 6Bar NO GAUGE	10.27




AUTOMATIC AIR VENT

CODE	size	Nett Each
502649	15mm AUTO VENT	7.50




OLIVES

CODE	mm	Nett Each
CO1008B	8 BRASS	0.10
CO1010B	10 BRASS	0.12
CO1015B	15 BRASS	0.16
CO1015C	15 COPPER	0.16
CO1020C	20 COPPER	0.34
CO1022B	22 BRASS	0.22
CO1022C	22 COPPER	0.24
CO1025	25 COPPER	0.40
CO1028C	28 COPPER	0.36
CO1034C	3/4" COPPER	0.34



ESSEX FLANGES

CODE	SIZE	Nett Each
EF22	22MM	32.50




SURREY FLANGES

CODE	SIZE	Nett Each
SF15	15MM x 1"	42.11
SF22	22MM x 1"	44.05
UCF	Universal Flange	20.00



IMMERSION PLUG + WASHER

CODE	SIZE/EACH	Nett Each
IMP	2 1/4" BSP3.95	3.78



TESLA INCALOY IMMERSION HEATERS
Fully Incaloy including stat pocket

CODE	DESCRIPTION	Nett Each
TIH640 (391510)	11" HEATER & THERMOSTAT	19.00
TIH650 (391570)	27" HEATER & THERMOSTAT	24.55

FITTED WITH THERMOSTAT & ADDITIONAL SEPERATE MANUAL RESET SAFETY CUT-OUT TO BS EN 60335-2-73



TESLA ROD THERMOSTATS

CODE	DESCRIPTION	Nett Each
TS220 (391575)	7"	6.60
TS225 (391580)	11"	6.74
TS230 (391585)	18"	6.94

For retrofit in heaters without a safety cut-out fitted.
WITH PRE-SET INDEPENDENT OVER TEMPERATURE CUT-OUT TO BS EN 60335-2-73



FULL CHROME RAD VALVE

Code	Description	Nett Pair
MRVC	Corner Valve	18.00




FULL CHROME RAD VALVE

Code	Description	Nett Pair
MRVM	Angled Valve	14.00




FULL CHROME RAD VALVE

Code	Description	Nett Pair
MRVMST	Straight Valve	14.00




ALTECNIC ECOPAC TRV PACKS

Code	Description	Each	Nett Each
200445	ANGLED TRV AND RAD VALVE White	Each	21.90
		10+	20.44
		20+	19.16



ALTECNIC RADIATOR VALVES

Code	Description	Nett Each
410415	15mm Angled	8.48
ER-15MMVAL	15mm Angled (Budget)	4.21



ALTECNIC ECOPAC TRV AND RAD VALVE

Code	Description	Nett Each
54.0002	Chrome Angled	25.71
54.0003	Chrome Straight	26.43
54.0004	Chrome Corner	27.14



TOWER TRV & LS PACK

Code	Description	Nett Each
TRV+	TRV & LS Pack	6.99



THERMOSTATIC RADIATOR VALVE

Code	Description	Nett Each
RT212	TRV 15mm	10.34
RT212+	TRV & L/S Pack	13.84



RADIATOR VALVE ANGLED

Code	Description	Nett Each
RV15	15mm Angled	3.12

Telford Unvented Cylinders



Telford Tempest **Direct**

Connections 125-300litre:

Cold Feed

Secondary Return (200Litre ≥)

Hot draw off

Immersion Boss (x 2)

Thread Size

22mm Comp

22mm Comp

22mm Comp

1 3/4"

Product Code	Capacity (litres)	Height (mm)	Dia. (mm)	Rating	Price
TSMD090	90	750	510	D	459.67
TSMD125	125	935	510	D	459.67
TSMD150	150	1060	510	D	479.37
TSMD170	170	1200	510	D	499.07
TSMD200	200	1120	554	D	518.77
TSMD250	250	1330	554	D	559.81
TSMD300	300	1650	554	D	599.07

Telford Tempest **Indirect**

Connections 125-300litre:

Cold Feed

Boiler Return

Boiler Flow

Secondary Return (200Litre ≥)

Hot draw off

Immersion Boss

Thread Size

22mm Comp

22mm Comp

22mm Comp

22mm Comp

22mm Comp

1 3/4"

Product Code	Capacity (litres)	Height (mm)	Dia. (mm)	Rating	Price
TSMI90	90	750	510	B	495.80
TSMI125	125	935	510	B	495.80
TSMI150	150	1060	510	C	517.13
TSMI170	170	1200	510	C	536.83
TSMI200	200	1120	554	C	554.89
TSMI250	250	1330	554	D	625.46
TSMI300	300	1650	554	D	666.52



INDIRECT INSULATED COPPER CYLINDERS

CODE	SIZE	Nett Each
3616I	36 x 16 (900x400)	208.74
3618I	36 x 18 (900x450)	213.54
4216I	42 x 16 (1050x400)	213.54
4218I	42 x 18 (1050x450)	254.82
4818I	48 x 18 (1200x450)	300.97



EVOKE Combi Boiler (7Year Warranty) Complete with Flue

Part No.	Model	Price
3.033114	Evoke NX 28kW Combi Boiler	551.00
3.033115	Evoke NX 33kW Combi Boiler	589.00
3.023455	Evoke Horizontal Flue	70.00
OPTIONS		
Extra 1 Year Warranty with Cyclone Filter		+100.00
Upgrade to an RF Stat		+54.00



E-TEC Plus Combi Boiler

Part No.	Model	DHW Output	CH Output	Flow Rate 35°	Price
3.033121	E-TEC Plus 28 NX	28.3	26.1	12.1	770.52
3.033122	E-TEC Plus 33 NX	32.0	29.7	14.1	851.44
3.033123	E-TEC Plus 38 NX				972.48

712 x 440 x 268mm

Features overview

•10 year warranty •Stainless steel heat exchanger •High efficiency Grundfos pump and hydroblock assembly. •Single electrode. •Easy-access dry-change NTCs on front of pipes •Combined condensate and pressure relief valve connection •Zinc plated expansion vessel to prevent corrosion. •Copper pipe tails with isolation valves. •Integrated filling loop. •Control panel and bottom cover



E-TEC System Boiler

Part No.	Model	DHW Output	CH Output	Flow Rate 35°	Price
3.033117	E-TEC 20NXS	n/a	26.1	-	753.52
3.033119	E-TEC 30NXS	n/a	29.7	-	811.32
3.033120	E-TEC 35NXS				859.60

20s 712 x 440 x 255

30s 712 x 440 x 276

Features overview

•5 year warranty. •Stainless steel heat exchanger. •High efficiency Grundfos pump and hydroblock assembly. •Single electrode. •Easy-access dry-change NTCs •Combined condensate and pressure relief valve connection. •Zinc plated expansion vessel to prevent corrosion.

E-Tec S boilers come in a choice of two fully-modulating outputs of 20 or 30kW.



E-TEC Open Vent Boiler

Part No.	Model	Price
3.028463	E-TEC 15R Heat Only	626.36
3.028464	E-TEC 20R Heat Only	673.28
3.028465	E-TEC 25R Heat Only	752.84

600 x 390 x 305mm

Features overview

•7 year warranty. •Stainless steel heat exchanger. •New backlit display. •Easy access dry-change NTCs. Optional external pump wiring. Compact dimensions of 600 x 390 x 305mm enable the E-Tec regular boiler to be easily sited. With the E-Tec 25R being the heaviest at just 27kg, all three models in the range are a simple one-man lift.

An E-Tec regular boiler is the ideal choice if replacing an old cast iron boiler.



Flue & Accessories

Part No.	Description	Price
6.2000510	Easyflue 500mm Telescopic	53.66
6.2001010	Easyflue 1000mm Telescopic	83.58
6.2001300 Black	Plume Man Kit 1000m Extension 2 x 90° Elbows	65.09
6.2001310 Black	Plume Man Kit 1000m Extension	21.11
6.2001345 Black	Plume Man 45° Elbows x 3	27.27
6.2001390 Black	Plume Man 90° Elbows x 2	20.23
6.2001050	Flue 1000mm Extension	48.64
6.2000590	Flue 90° Flue Bend	35.72
6.2000545	Flue 45° Flue Bend	38.00
6.2000520	Vertical Flue Terminal inc. 1000mm Flue	101.17
6.1000380	Alpha Pitched Slate	39.59
6.1000201	24hr Single Chanel Plug-In Timer	31.67
3.028667	Prem Pack Plus E-TEC	182.10
3.028421	Prem Pack Pro EVOKE	182.10
3.028658	Pipe Crossover Kit	29.03
3.026374	ALPHA Condense Pump	74.57
3.034133	Cyclone Filter	104.69
3.022383	Weather Compensator	21.99
7.2000050	Easy-Stat RF Stat	53.66
7.2000155	Connect Internet Stat	87.10



Atlantic

Boiler, Flue & Clock

(5 Years Warranty)

		Price
ATLANTIC C24	Boiler, Flue and Clock	700.00
ATLANTIC C30	Boiler, Flue and Clock	755.00
ATLANTIC C35	Boiler, Flue and Clock	820.00

Dimensions:
700H x 395W x 285D



Logic + Combi

Boiler, Flue & Clock

(7 Years Warranty)

		Price
LOGIC+24	Logic +24 Combi Boiler	889.89
LOGIC+30	Logic +30 Combi Boiler	974.74
LOGIC+35	Logic +35 Combi Boiler	1,097.69

Dimensions:
700H x 395W x 278D

Flue Accessories



208178	Logic/Vogue Plume Kit	88.93
208169	Logic Telescopic Flue	91.90
203129	Flue Extension 1000mm	44.96
203130	90° Elbow	33.89
203131	45° Elbows (Pair)	61.80
211039	Roof Kit Including Vertical Adaptor	129.90
208175	Vertical Adaptor	48.59
203228	Plume Extension 1Mtr	31.26
203229	Plume 90° Elbow	34.05
203230	Plume 45° Elbow (Pair)	38.62
152258	Ideal Weather Slate	42.93
222971	Ideal System Filter	110.45
205990	Logic Rear Flue	49.57
215390	Logic Mech Clock	54.96



Greenstar 2000 Combi Boiler

Dimensions (mm)

Model	H.	W.	D.
25kW	724	400	300
33kW	724	400	300



Our Boiler Price Does NOT Include Flue or Clock

- Domestic hot water control added to the boiler fascia, to complement the central heating control, allowing the homeowner to benefit from increased functionality.
- Now compatible with a full suite of Worcester intelligent and weather compensation controls.
- Switch mode power supply to reduce energy consumption in standby mode by 61%.
- A rated efficiency (SEDBUK 2005 value).
- 2 year guarantee, 10 year guarantee on primary heat exchanger and 5 year anti-scale guarantee on domestic hot water heat exchanger (subject to terms and conditions).
- Compact dimensions – space saving, siting flexibility and a class-leading lift weight of 26kg.

CODE	Description	DHW Flow Rate	CH-KW	BTU	Special Price
7736902099	2000 25kW Combi Boiler	9.0	20	-	844.40
7736902100	2000 30kW Combi Boiler	10.8	20	-	941.30



Greenstar 4000 Combi Boiler

Dimensions (mm)

Model	H.	W.	D.
25kW	724	400	300
30kW	724	400	300



Our Boiler Price Does NOT Include Flue or Clock

- A rated efficiency (SEDBUK 2005 value).
- 5 year boiler guarantee terms and conditions apply (standard guarantee: 2 years).
- 10 year guarantee on primary heat exchanger and 5 year anti-scale guarantee on domestic hot water heat exchanger (subject to terms and conditions).
- The expansion vessel has a simple drop lock mechanism that connects directly onto the hydraulic unit.
- Ability to pre-plumb all 7 connections without the boiler being on the wall – gas, water, PRV & condensate connections.
- LCD boiler display for operation status, commissioning features and diagnostics.

CODE	Description	DHW Flow Rate	CH-KW	BTU	Special Price
7733600371	4000 25kW Combi	9.0	24	-	1,111.30
7733600373	4000 30kW Combi	10.8	24	-	1,229.45



RI Heat Only Boiler

Dimensions (mm)

Model	H.	W.	D.
All	600	390	270


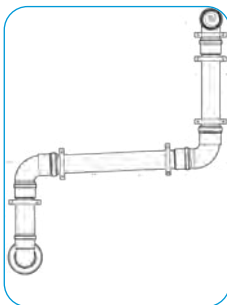
Our Boiler Price Does NOT Include Flue or Clock

- Fits in a standard kitchen cupboard
- Simple boiler controls
- Suitable for homes where the heating system includes a hot water storage cylinder
- Frost protection is also included, reducing frost risk if installed in a garage or loft
- Can be used with Greenskies solar panels for energy and cost savings
- Up to 7 Years Guarantee

CODE	Description	DHW Flow Rate	CH-KW	BTU	Special Price
WOR12RI	12RI Heat Only Boiler	-	-	40,956	976.15
WOR15RI	15RI Heat Only Boiler	-	-	51,195	1,009.30
WOR18RI	18RI Heat Only Boiler	-	-	61,434	1,068.80
WOR24RI	24RI Heat Only Boiler	-	-	81,912	1,128.30
WOR27RI	27RI Heat Only Boiler	-	-	92,151	1,225.20
WOR30RI	30RI Heat Only Boiler	-	-	102,390	1,268.55



Plume Kit & Accessories



CODE	Description	Special Price
7716191086	Plume Kit	69.89
7716191087	Plumb Extension 1Mtr.	23.94
7716191088	Plumb 90° Elbow	28.72
7716191089	Plumb 45° Elbow	24.89



Flue & Accessories



CODE	Description	Special Price
7716191082	Greenstar Standard Flue	85.19
7716191171	Greenstar Long Tele Flue	89.87
7719002432	Greenstar Vertical Adaptor	42.13
7719002430	Greenstar Vertical Flue	115.85
7716191083	Greenstar Flue Extension 1000mm	45.96
7716191085	Greenstar 45° Flue Bend (Pair)	68.94
7716191084	Greenstar 90° Flue Bend	37.34
7716192036	Greenstar Mechanical MT10 Clock	52.83
7733600002	Comfort RF I/SI/CDI	132.13
7716192610	Keyless Filling Link	24.46
7738112338	Comfort RF 8000	107.61
7738112324	Comfort RF 2 8000	135.00
7733600236	22mm System Filler	132.13

Dartford. Phone: 01322 271171 / 01322 286868 email: info@gws.ltd

On-line Shop www.gwsupplies.co.uk

All Prices + VAT E&OE
Gurney & White Ltd.©



Vaillant

ECOFIT PURE COMBI BOILER

Dimensions (mm)

Model	H.	W.	D.
25kW	700	390	295
32kW	700	390	295
35kW	700	390	295

ErP rating for central heating A
ErP rating for hot water A

CODE	Description	DHW Flow Rate	SEDBUK SAP %	Special Price
ECOFIT 79969	Pure 825 25kW Pack Horizontal Flue	10.4	89.0	1,170.67
ECOFIT 79970	Pure 830 30kW Pack Horizontal Flue	12.2	89.0	1,223.63
ECOFIT 79971	Pure 835 35kW Pack Horizontal Flue	14.1	89.4	1,287.69
ECOFIT 79906	Pure 825 25kW Pack Vertical Flue	10.4	89.0	1,170.67
ECOFIT 79907	Pure 830 30kW Pack Vertical Flue	12.2	89.0	1,223.63
ECOFIT 79908	Pure 835 35kW Pack Vertical Flue	14.1	89.4	1,287.69

ecoFIT pure combi

- The cupboard-size combination boiler for any home
- High performance build, smart controls and efficiency
- Compact enough to fit in a kitchen cupboard
- Quiet Mark approved, meaning it's one of the quietest products in its category
- Free 2 year out the box guarantee. Upgrade to 10 year free extended guarantee when registered through Vaillant Advance with a Advance boiler protection kit.



Vaillant

ECOTEC 2+ COMBI BOILER

Dimensions (mm)

Model	H.	W.	D.
825	720	440	352
832	720	440	352
836	720	440	352
840	720	440	486
940	720	440	580

SEDBUK

A

Our Boiler Price Does NOT
INCLUDE FLUE OR CLOCK

CODE	Description	DHW Flow Rate	kW	Special Price
0010036015	26kW Ecotec 2+ Boiler	10.6	19.8	1,303.80
0010036016	32kW Ecotec 2+ Boiler	13	24.9	1,422.94
0010036017	36kW Ecotec 2+ Boiler	14.6	29.9	1,497.92
0010036018	40kW Ecotec 2+ Boiler	16.3	29.8	1,582.56
0010036114	40kW Ecotec 2+ Boiler	18	29.8	1,880.18

- Smart home ready for precise control and energy optimisation
- Features new ioniDETECT technology - intelligent gas combustion monitoring for even greater system efficiency
- Hydrogen prepared* – perfect home heating solution for years to come. The perfect future proof heating solution
- Hand-built in our award-winning Derbyshire manufacturing plant



Vaillant

ECOTEC 2+ SYSTEM BOILER

Dimensions (mm)

Model	H.	W.	D.
610	720	440	352
615	720	440	352
620	720	440	352
625	720	440	352
630	720	440	352
635	720	440	386

SEDBUK

A

Our Boiler Price Does NOT
INCLUDE FLUE OR CLOCK

CODE	Description	DHW Flow Rate	kW	Special Price
0010036009	10kW Plus System Boiler	N/A	10.8	1,067.82
0010036010	15kW Plus System Boiler	N/A	15.9	1,113.82
0010036011	20kW Plus System Boiler	N/A	21.2	1,221.00
0010036012	25kW Plus System Boiler	N/A	26.5	1,365.90
0010036013	30kW Plus System Boiler	N/A	32.2	1,464.34
0010036014	35kW Plus System Boiler	N/A	37.7	1,616.60

- Smart home ready for precise control and energy optimisation
- Features new ioniDETECT technology - intelligent gas combustion monitoring for even greater system efficiency
- Hydrogen prepared* – perfect home heating solution for years to come. The perfect future proof heating solution
- Hand-built in our award-winning Derbyshire manufacturing plant



Vaillant

ECOTEC PLUS CONVENTIONAL HEAT ONLY

Dimensions (mm)

Model	H.	W.	D.
12kW	600	375	316
15kW	600	375	316
18kW	600	375	316
25kW	600	375	316
30kW	600	375	316
38kW	600	375	340

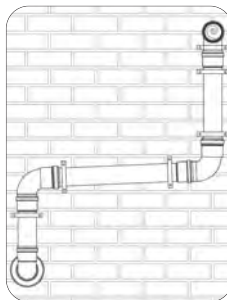
SEDBUK

A

Our Boiler Price Does NOT
INCLUDE FLUE OR CLOCK


CODE	Description	DHW Flow Rate	kW	Special Price
0010021220	12kW Ecotec Plus Heat Only Boiler	N/A	12.3	916.48
0010021221	15kW Ecotec Plus Heat Only Boiler	N/A	15.3	990.54
0010021222	18kW Ecotec Plus Heat Only Boiler	N/A	18.4	1,082.54
0010021223	25kW Ecotec Plus Heat Only Boiler	N/A	24.7	1,141.42
0010021224	30kW Ecotec Plus Heat Only Boiler	N/A	30.6	1,200.30
0010015674	35kW Ecotec Plus Heat Only Boiler	N/A	38.4	1,680.54

- High condensing efficiency
- SEDBUK band 'A'
- Ideal for boiler replacements or new installations
- Stainless steel main heat exchanger
- All compression fittings
- Built-in comprehensive status / diagnostic display
- Single electronic circuit board



Vaillant

PLUME



CODE	Description	Special Price
0010049131	0.7Mtr Flue + PMK Kit Black	162.60
0010049133	1.7Mtr Flue + PMK Kit Black	205.80
0010049137	0.7Mtr Flue + Deflector Black	139.80
0010049139	1.7Mtr Flue + Deflector Black	157.80

Vaillant

Flue & Accessories



CODE	Description	Special Price
0020219517	Standard Flue Kit	82.87
0020219518	Tele Flue Kit	103.87
0020223472	Vertical Flue Terminal Kit	120.84
303902	Flue Extension 470mm	33.00
303903	Flue Extension 970mm	47.70
303905	Flue Extension 1970mm	87.00
303911	45° Elbow (Pair)	71.10
303910	90° Elbow	40.20
303935	Flue Brackets	40.80
308650	Spacer Frame	47.10
303980	Flexi Pitched Slate	30.30
0020116882	24Hr Plug In Mechanical Clock 150	49.60
0020124498	7 Day Plug In Digital Clock 160	72.78
0020223154	vSmart Combi Pack	178.80
20278309	22mm Protection Kit	146.51



TIMESWITCH

CODE	DESCRIPTION	Nett Price
ST9100C	7Day 3 ON/OFF Per Day	62.38



PROGRAMMERS

CODE	DESCRIPTION	Nett Price
ST9400C	7 Day or 5/2 Day 3 ON/OFF Per Day	79.47



WIRELESS ROOM STATS

CODE	DESCRIPTION	Nett Price
Y3H710RF0053T3R	7 Day RF Prog Stat	65.37



MANUAL ROOM STATS

CODE	DESCRIPTION	Nett Price
T6360B1028	STANDARD 240V 10-30°	20.08



DIGITAL ROOM STAT

CODE	DESCRIPTION	Nett Price
DT40WT20	DT4 ELECTRONIC	30.00



THERMOSTATS

CODE	DESCRIPTION	Nett Price
L641A1039	CYLINDER STAT 40-80°	24.99

FROST STAT

CODE	DESCRIPTION	Nett Price
T4360A1009	FROST STAT 3-25°	25.56



DRAYTON 3 Port Valve

CODE	DESCRIPTION	Nett Price
MA1/679-3	3-Port Motorised Mid Position Valve 22 mm	63.68




DRAYTON 2 Port Valve

CODE	DESCRIPTION	Nett Price
ZA5/679-2	2-Port Motorised Zone Valve 22 mm	48.75



Honeywell WIRING UNITS

CODE	DESCRIPTION	Nett Price
42002116-002	JUNCTION BOX 10 WAY	7.44
42005748-001	WIRING CENTRE	19.61




MOTORISED VALVES

CODE	DESCRIPTION	Nett Price
V4043H1056	22MM 2 PORT ZONE VALVE 5 WIRE	68.87
V4043H1106	28MM 2 PORT ZONE VALVE 5 WIRE	95.66



MOTORISED VALVES

CODE	DESCRIPTION	Nett Price
V4073A1039	22MM 3 PORT MID-POSITION VALVE	97.73
V4073A1088	28MM 3 PORT MID-POSITION VALVE	127.38



REPLACEMENT HEADS

CODE	DESCRIPTION	Nett Price
40003916-001	V4043H 2 PORT POWER HEAD	52.40
40003916-003	V4073A 3 PORT POWER HEAD	84.87

SYNCRON MOTORS

CODE	DESCRIPTION	Nett Price
27011	UNIVERSAL 240V	18.51



TIME SWITCHES

CODE	DESCRIPTION	Nett EACH
LP111	24HR 2 On/Off Per Day	51.13
LP711	7 Day 2On/Off Per Day	52.17



PROGRAMMERS

CODE	DESCRIPTION	Nett EACH
LP112	24-Hour Programmer	53.99
LP722	7-Day Programmer	56.22



DIGISTAT RANGE (DRAYTON)

CODE	DESCRIPTION	Nett EACH
RF601N	STANDARD DIGITAL WIRELESS	74.25
RF701N	7 Day Wireless Programmable Room Thermostat	73.04



Tower 2 Port Valve

CODE	DESCRIPTION	Nett EACH
INDI-2PORT	22mm 2 Port Valve	40.00



Tower 3 Port Valve

CODE	DESCRIPTION	Nett EACH
INDI-MID	22mm 3 Port Valve	43.00



Tower Power Head (Fits Honeywell)

CODE	DESCRIPTION	Nett EACH
A2PORT	2 Port Valve Head	36.00
A3MID	3 Port Valve Head	40.00



MAGNACLEAN System Cleaner

CODE	DESCRIPTION	SPECIAL
MAGNACLEAN2	22mm System Cleaner	89.00



Tower MAGFLO

CODE	DESCRIPTION	SPECIAL
INDI-FILTER	Magnetic Filter	50.00



GRUNDFOS PUMPS

CODE	DESCRIPTION	Nett EACH
UPS3	PUMP	127.50



ECLIPSE

CODE	DESCRIPTION	EACH
INDI-APUMP	Pump 4/5/6 Head	60.00



TFC Secondary Return Pump

CODE	DESCRIPTION	Nett EACH
INDI-BRZPUMP	Pump 15/50	125.00



PRESSURE VESSEL & BRACKET

CODE	DESCRIPTION	Nett EACH
HVB8C	8 LITRE	28.29
HVB12C	12 LITRE	30.13
HVB18C	18 LITRE	32.50
HVB25C	25 LITRE	35.71
ROBOKIT	Kit	35.71



POTABLE VESSEL

CODE	DESCRIPTION	Nett EACH
POT ER-PV12	12Ltr POT Vessel	37.60
POT ER-PV19	19Ltr POT Vessel	45.21
POT ER-PV24	24Ltr POT Vessel	53.81
POT RS-MB2	POT Bracket 5-18 Ltr	11.31
POT RS-MB24	POT Bracket 25L Only	16.00



EXPANSION VESSEL

CODE	DESCRIPTION	Nett EACH
0093100002S	Expansion Kit	32.00



ALTECNIC MIXING VALVES

CODE	DESCRIPTION	Nett EACH
MIX CA-100822	15MM Mixing Valve	36.51
MIX CA-100824	22MM Mixing Valve	49.16

BYPASS VALVES

CODE	DESCRIPTION	Nett EACH
ABP ER-22MMANGBI	22mm Auto Bypass	10.00



AURES IN-LINE WATER HEATER

CODE	DESCRIPTION	Nett EACH
AURES (3195216)	9.5kW In-Line Water Heater	104.50



ANDRIS 10L & 15L UNDER SINK WATERHEATER

CODE	DESCRIPTION	Nett EACH
AL10 (3100306)	2kW 10Ltr Under sink W/H	105.00
AL15 (3100310)	2kW 15Ltr Under sink W/H	117.50



PICCOLO WATER HEATER

CODE	DESCRIPTION	Nett EACH
PICCOLO (3100525)	5Lt 2kW Oversink Heater	100.00



BARRA
Monoblock Kitchen Sink Mixer 14431
£30.50



TWEED
Cruciform Kitchen Sink Mixer
£56.00



DON
Monoblock Kitchen Sink Mixer 13231
£69.00



SLR
Monoblock Kitchen Sink Mixer 44432
£38.00



Bath & Basin Click Waste
Basin 10909SE £13.00
Bath 10922L £22.00




LEVEN
Bath Screen 30003
£77.00



Fife 12513
Mono Basin Mixer + Waste
£60.00



Fife 12521
Bath Filler
£97.50



Fife 12525
Bath Shower Mixer
£117.50



SKYE 13413
Mono Basin Mixer + Waste
£45.50



SKYE 13421
Bath Filler
£74.00



SKYE 13425
Bath Shower Mixer
£89.00



Coll 17213
Mono Basin Mixer + Waste
£65.50



Coll 17221
Bath Filler
£94.00



Coll 17225
Bath Shower Mixer
£103.99



BRISTAN Sonique
Exposed Shower & Riser Kit
£150.00



BRISTAN Frenzy
£100.00




BRISTAN Zing
£75.00



IMEX Bloque SQ BQRRPDF
Dual Head Bar Valve
£199.50



IMEX ARCO XCRRPDF
Dual Head Bar Valve
£151.13











STROMA
Thermo Bath Shower Mixer £95.00
Extension Legs £25.00

				
DEVA ROUND TOP VALUE TAP CODE DESCRIPTION Special Price DCM101 Basin Taps 15.69	DEVA ROUND TOP VALUE TAP CODE DESCRIPTION Special Price DCM102 Bath Taps 17.20	DEVA ROUND TOP VALUE TAP CODE DESCRIPTION Special Price DCM103 High Neck Pillars 21.37	DEVA ROUND TOP VALUE TAP CODE DESCRIPTION Special Price DCM106 Bath Shower Mixer 52.00	DEVA ROUND TOP VALUE TAP CODE DESCRIPTION Special Price DCM105 Deck Sink Mixer 39.89

			
DEVA ROUND TOP VALUE TAP CODE DESCRIPTION Special Price DCM113 Monobloc Basin Mix. With pop-up Waste 35.06	DEVA ROUND TOP VALUE TAP CODE DESCRIPTION Special Price DCM104 Monobloc Sink Mix 39.58	DEVA LEVER VALUE TAP CODE DESCRIPTION Special Price DLT103 High Neck Pillars 24.34	DEVA LEVER VALUE TAP CODE DESCRIPTION Special Price DLT101 Basin Taps 18.92

			
DEVA LEVER VALUE TAP CODE DESCRIPTION Special Price DLT106 Bath Shower Mixer 65.00	DEVA LEVER VALUE TAP CODE DESCRIPTION Special Price DLT105 Deck Sink Mixer 45.95	DEVA LEVER VALUE TAP CODE DESCRIPTION Special Price DLT104 Sink Monoblock 42.80	DEVA LEVER VALUE TAP CODE DESCRIPTION Special Price DLT102 Bath Taps 20.83

			
SCALE INHIBITORS CODE DESCRIPTION Price CALMAG 15MM Contract Magnetic 14.00	Monarch Water Softener CODE DESCRIPTION Price MIDI HE Midi HE Electric Water Softener 500.00	Monarch High Flow Water Hose CODE DESCRIPTION Price MAX FLOW HOSE 22mm 3/4in High Flow 33.00 Steel Braided 22mm 3/4in High Flow Max Flo Installation Hoses for Monarch Water Softeners on Hi-flo Systems	Salt CODE DESCRIPTION Price SALTTAB 25KG SALT PACK 12.92 SALTTAB 5 Bags 57.50

			
Silicone Gun CODE DESCRIPTION Price SILGUN Skeleton Gun 8 1/2" 7.20	SILICONE SEALANT / FOAM / GRIP FIX CODE DESCRIPTION Special Price MPSC Clear 4.15 MPSBW Brilliant White 4.15	GRIP FIX and FOAM CODE DESCRIPTION Special Price GRIPB Grip Fix 3.36 FOAM Expanding Foam Filler 7.50	CAULK FILLER CODE DESCRIPTION Price DCW FILLER Caulk Filler 2.00

			
785 SANITARY SILICONE SEALANT CODE DESCRIPTION Price 785WH White Sealant Special Offer 8.50 785CL Clear Sealant Special Offer 8.50	CT1 Polymer Sealant CODE DESCRIPTION Price Pack of 3 CT1C Clear Sealant 11.95 27.00 CT1W White Sealant 10.95 CT1B Black Sealant 10.95 CT1BR Brown Sealant 10.95 CT1G Grey Sealant 10.95 CT1O Oak Sealant 10.95 BT1 Bathroom Sealant 8.00 } 24.00	CT1 Multisolve CODE DESCRIPTION Price MULTISOLVE200 200mL Spray Solvent 5.99 MULTISOLVE500 500mL Spray Solvent 10.95	CT1 Multisolve CODE DESCRIPTION Price MIRACLESEAL Leak Sealant 12.50 PEELTEC Spray Paint Stripper 13.50



BLITZ

Part No.	Description	Price
BTZ1/2C	BLITZ BASIN TAPS	57.75
BTZ BAS C	BLITZ BASIN MONO + Clicker Waste	61.25
BTZ BF C	BLITZ BATH FILLER	109.08
BTZ BSM C	BLITZ BATH SHOWER MIXER	130.08



ASTER

Part No.	Description	Price
AST BAS C	ASTER BASIN MONO + Clicker Waste	41.56
AST BF C	ASTER BATH FILLER	62.94
AST BSM C	ASTER BATH SHOWER MIXER	78.83



NIVA

Part No.	Description	Price
NVA BAS C	NIVA BASIN MONO + Clicker Waste	53.17
NVA BF C	NIVA BATH FILLER	78.83
NVA BSM C	NIVA BATH SHOWER MIXER	103.28



DUNE

Part No.	Description	Price
DU SNK C	DUNE SINK MONO	50.72

KURVE

Part No.	Description	Price
KU SNK C	KURVE SINK MONO	55.61



Saniflo means you can install an extra WC almost anywhere. The Saniflo macerator-pump unit fits unobtrusively behind the WC.

SANIFLO UP

Nett Price
303.62



Sanitop enables you to install a WC and washbasin - even below sewer level) or where you need to pump waste up and away. Sanitop is ideal for cloak-rooms because it takes waste from both a WC and a washbasin.

SANITOP UP

Nett Price
369.99



Saniplus enables you to add an en-suite shower room with ease. With two extra waste water inlets; Saniplus will take the waste from a WC, a washbasin and a shower/bath

SANIPLUS UP

Nett Price
478.17



Sanipro is an ideal way to install an en-suite shower room, enabling, for example, a large bedroom to be improved with en-suite facilities. Sanipro enables a WC, shower and washbasin to be installed almost anywhere. It is easy and economical to install and can be concealed behind a demountable panel to give access if required.

SANIPRO UP

Nett Price
416.89



Sanivite is specially designed to deal with the hot soapy pumped wastewater from dishwasher or washing machine, making the addition of a domestic kitchen or utility room easy even when below or distant from a drain. Sanivite is a powerful pump with four inlets for connection to sink or appliances.

SANIVITE+

Nett Price
364.43



Sanishower is a small, strong, purpose designed pump for discharging hot waste water from shower and washbasin to a distant drain. The product is especially useful where a shower or wash basin is to be sited in a place where gravity drainage will be difficult or impossible to run - for example in a basement or on an internal wall of a property.

SANISHOWER+

Nett Price
259.98



Sanipack is specially designed to enable the complete concealment of pipe work with back-to-wall and wall-hung sanitary ware. The Sanipack unit is designed for use in built-in bathroom units.

SANIPACK PRO UP

Nett Price
415.04



Sanicompact cisternless ceramic WC with integral macerator pump, is operated by an electronic programme which has 2 functions: By a push of the button a 25 second cycle is set in motion.

SANICOMPACT

Nett Price
524.60



The Sanicondens is specifically designed for disposal of acidic concentrate from boilers and other water producing equipment such as air conditioning units refrigeration units and dehumidifiers etc.

SANICONDENSE PRO

Nett Price
70.35

KARTELL^{UK} Kartell Chrome Towel Rails



Straight Chrome Towel Rail

Code	Height	Width	Nett
STR408C K-RAIL	800	400	48.20
STR508C K-RAIL	800	500	51.80
STR608C K-RAIL	800	600	55.38
STR410C K-RAIL	1000	400	56.41
STR510C K-RAIL	1000	500	61.54
STR610C K-RAIL	1000	600	64.10
STR412C K-RAIL	1200	400	63.08
STR512C K-RAIL	1200	500	69.23
STR612C K-RAIL	1200	600	73.85
STR416C K-RAIL	1600	400	77.43
STR516C K-RAIL	1600	500	84.62
STR616C K-RAIL	1600	600	90.26
STR518C K-RAIL	1800	500	106.66
STR618C K-RAIL	1800	600	116.41
ESTR508C ELEC RAIL	800	500	146.15
ESTR512C ELEC RAIL	1200	500	150.26



Electric Elements

Code	Rating	Nett
TRE150	240v 150w	24.83
TRE200	240v 200w	25.92
TRE300	240v 300w	26.50
TRE400	240v 400w	27.00
TRE600	240v 600w	28.17

Tee Piece

DFT	Chrome Tee Piece & Blank Plug	5.78
-----	-------------------------------	------

Dartford. Phone: 01322 271171 / 01322 286868 email: info@gws.ltd

On-line Shop www.gwsupplies.co.uk

All Prices + VAT E&OE
Gurney & White Ltd.©



SPECIAL OFFER

550cm Basin & Vanity Unit **£198.00 inc vat**
£165.00 +vat
 Complete with Tap & Waste



SPECIAL OFFER

400cm Basin & Vanity Unit **£200.00 inc vat**
£240.00 +vat
 Complete with Tap & Waste



SPECIAL OFFER

SKARA CC Toilet with Rim Seat **£160.00 +vat**



SPECIAL OFFER

ELGIN CC Toilet with Luxury Seat **£210.00 +vat**



SPECIAL OFFER

INDI CC Toilet with Soft Close Seat **£167.50 +vat**

TRITON
SHOWERS

T80Z Fast-Fit
 The T80Z Fast-Fit has taken ease of installation to new levels with flexibility in both plumbing and wiring connections making it the only shower you need in the van.

ONLY £99.00 +VAT

Triton Topaz Fast Fit Electric Shower

CODE	DESCRIPTION	Nett Price
SP8007ZFF	7.5kW Shower	99.00
SP8008ZFF	8.5kW	99.00
SP8009ZFF	9.5kW	99.00
SP80012ZFF	10.5kW	99.00



PRO665BIB Kartell Proton rimless cc toilet

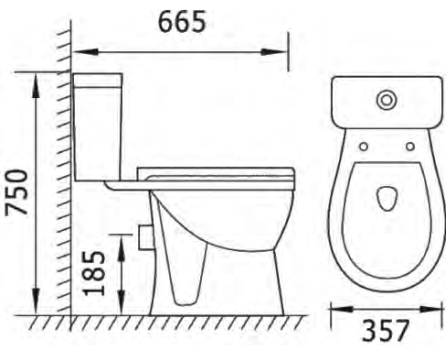


Kartell Proton Rimless Toilet With Soft Close Seat

Kartel Proton Trade Toilet come complete with everthing you need in a box and features new rimless flush setting it about over trade toilets on the market. The Set comes complete with Rimless toilet pan, Cistern, Cistern Lid, Cistern Flush Valve, Filler Valve, Chrome Flush Button, Soft close toilet seat, and fixinf bolts.

Proton Toilet Features

- Made From Vitreous China
- Stunning Gloss White Finish
- Floor Mounted Installation
- Close Coupled Toilet
- Rimless Pan
- Soft Close Toilet Seat Included
- Push Button Dual Flush Mechanism



Toilet Dimensions:

- Height: 750mm
- Depth: 665mm
- Width: 357mm

£75.00 +vat

Atlas Trade



BASIN & PEDESTAL SET

PRODUCT CODE: ASTBA1SET | ASTBA2SET

Manufactured from high quality ceramic

- Width: 550mm
- Depth: 462mm
- Height: 795mm

Pack includes:

- One or Two tap hole basin
- Chrome effect overflow ring
- Chain stay hole on two tap hole basin
- Full height pedestal



£59.00 +vat



monsoon
STUART TURNER
ENGINEERING TO EXCEL

Where an open vented positive head system exists with a minimum gravity flow of 0.6 l/min, then the Monsoon Standard is the perfect solution.
Standard single pumps are ideal for boosting water pressure and flow.

SPECIAL NETT PRICES



monsoon
STUART TURNER
ENGINEERING TO EXCEL

Monsoon Universal pumps remove the guesswork from pump selection. Fully automatic, they will function under both positive and negative head conditions and are suitable for installation into an open vented hot and cold water system. Universal Monsoon pumps do not require a gravity flow of water to start.

Monsoon Standard Single Impeller Pump

CODE	DESCRIPTION	Nett Price
46497	Single Impeller S2.0 bar pump	230.56
46419	Single Impeller S3.0 bar pump	239.44

Monsoon Universal Single Impeller Pump

CODE	DESCRIPTION	Nett Price
46498	Single Impeller U2.0 bar pump	324.44
46413	Single Impeller U3.0 bar pump	331.67



monsoon
STUART TURNER
ENGINEERING TO EXCEL

Where an open vented positive head system exists with a minimum gravity flow of 0.6 l/min, then the Monsoon Standard is the perfect solution.
Standard twin pumps are designed for installation into both the hot and cold water supply- boosting both equally.



monsoon
STUART TURNER
ENGINEERING TO EXCEL

Monsoon Universal pumps remove the guesswork from pump selection. Fully automatic, they will function under both positive and negative head conditions and are suitable for installation into an open vented hot and cold water system. Universal Monsoon pumps do not require a gravity flow of water to start.

Monsoon Standard Twin Impeller Pump

CODE	DESCRIPTION	Nett Price
46506	Twin Impeller S1.5 bar pump	328.33
46415	Twin Impeller S2.0 bar pump	343.89
46416	Twin Impeller S3.0 bar pump	384.44

Monsoon Universal Twin Impeller Pump

CODE	DESCRIPTION	Nett Price
46505	Twin Impeller U1.5 bar pump	453.33
46480	Twin Impeller U2.0 bar pump	468.89
46410	Twin Impeller U3.0 bar pump	502.22

showermate



Showermate Pump

CODE	DESCRIPTION	Nett Price
47342	1.5B Std Twin Pump	112.35



Showermate Pump

CODE	DESCRIPTION	Nett Price
47343	2.0B Std Twin Pump	148.82



Showermate Pump

CODE	DESCRIPTION	Nett Price
47376	2.0B Twin Uni Pump	386.47
47340	2.0B Single std Pump	104.12



FERNOX 'F' 500ml range Liquid Products

Code	Description	Nett Each
F1	Protector F1	17.25
F4	Leak Sealer F4	18.26



TOWER CHEMICALS

Code	Description	Nett Each
TRIPCON1	Inhibitor	6.99
TRIPCON2	Cleanser	6.99
TRIPCON4	Triple X Silencer	6.99
TRIPCON5	Triple X Leak Sealer	6.99



RED/GREEN STUFF

Code	Description	Nett Each
HEAVY	DRAIN CLEANER	6.00
SALT	SPIRIT OF SALTS	9.49



MISCELLANEOUS

Code	Description	Nett Each
BIG WIPES	Cleaning Wipes X80	6.64
ULTRA GRIME	Large Cleaning Wipes X100	10.54
BLACK MAMBA	Protective Gloves X100	17.50



EVERFLUX

Code	Description	Nett Each
EF80	80ml Flux	6.80
EF250	250ml Flux	11.99



LA-CO FLUX

Code	Description	Nett Each
LA4	4oz Flux	6.60
LA1	1lb	16.59



SOLDER Tin/Lead

Code	Description	Nett Each
SW	0.5kg Roll	8.25



SOLDER Lead Free

Code	Description	Nett Each
SWLF	0.5kg Roll	19.99



FERNOX

Code	Description	Nett Each
LSX	LS-X LEAK SEALER	7.60
HW200	HAWK Joint Compound 200g	5.00



JET-LUBE

Code	Description	Nett Each
MV250	Joint Compound	9.50



PUTTY & FREEZE SPRAY


Code	Description	Nett Each
PM75	PLUMBERS MAIT 750G	8.00
FREEZE	SKIT Freeze Kit + 2 Jackets	19.00



WELCOME WALL TO WALL Waterproof Style

The 10mm thick cellular PVC structure of Splashpanel ensures the panels are hardwearing yet lightweight. The 100% waterproof panels create a fashionable and functional wall covering that's ideal for shower enclosures, bathrooms and wetrooms. Smooth and easy to clean, with no grout lines, the Splashpanel hygienic, non-porous surface provides excellent protection against bacteria and stains and is mould resistant too.

The 10mm thick panels are 2400mm high x 1000mm wide. They are easy to cut to size and fit by simply bonding to a flat subsurface or timber batten frame for a perfect finish.



Display Board on show at our Greenhithe showroom.

Profiles Splashpanel 10mm x 2400mm



Dartford. Phone: 01322 271171 / 01322 286868 email: info@gws.ltd

On-line Shop www.gwsupplies.co.uk

All Prices + VAT E&OE
Gurney & White Ltd.©

proplas
tile range

CREATE A STUNNING LOOK WITH TILE Style

All the style of tiles - without the cost, fussy fitting, mess and maintenance. The Proplas tile range is a great value, great looking solution that's quick and easy to install. Ideal in wet and dry areas, it is 100% waterproof and available in two styles with a choice of either matt or satin finish. The surface is warmer than tiles and is durable, hygienic and very easy to clean.

The matt panels combine the latest trends for tactile materials, organic colours and natural stones, offering 5 contemporary matt finish decors, in a choice of widths and tile size, all with a realistic grout line.

The satin panels are wide and feature both a small and large format tile design, available in on-trend grey and rich neutral tones. Each panel has a smooth satin finish with a bevelled edge to mirror the appearance of real tiles. Each tile panel is 8mm x 2800mm x 250mm



STONE BEIGE
PRT2





STONE GREY
PRT1




STONE GRAPHITE
PRT3


Proplas Tile Range




END CAP
Silver PREN1
Black PREN2
White PREN3



INTERNAL CORNER
Silver PRIC1
Black PRIC2
White PRIC3



EXTERNAL CORNER
Silver PREC1
Black PRCE2
White PREC3



H JOINT
Silver PRHJ1
Black PRHJ2
White PRHJ3



Dartford. Phone: 01322 271171 / 01322 286868 email: info@gws.ltd

On-line Shop www.gwsupplies.co.uk

All Prices + VAT E&OE
Gurney & White Ltd.©



Wide Plank

Extra width makes for extra style, with more surface space to show off the natural variations of real wood, like knots and grain.

Wide Plank. 1500mm x 220mm x 5.5mm.

Pack size: 1.98m²



Tuva



Linus
MA30



Matteo
MA31



Tuva
MA32



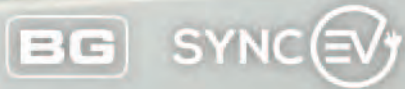
Ebba
MA33

Multi-layer construction

- UV coating
- Wear layer
- Décor paper
- PVC base/backing
- 1mm underlay

Waterproof core	Easy to cut	Hard wearing & durable	Foam backed	Slip resistant
Lighter to carry	Stable rigid PVC core	5G end profile makes it easier to install	Reaction to fire tested	15 year domestic / 7 year commercial warranty

The advanced Välinge 5G installation system makes Rigid fast and simple to fit. Even if you're working in tricky or restricted spaces, you can easily achieve a perfect finish. Push down end joints need less positioning space, so there's no need to remove doors whilst fitting. 5G provides stronger and more stable end joints too.



Wall Charger 2 Socketed Datasheet

The perfect complement for electric vehicle charging at home, workplace or for fleet service operators

Powered by
MONTA

See page 33 for (Fusebox)
EV Charger Supply Unit



- 5 models available
- Quick and easy installation, with UK based technical support
- 3 year warranty & fully compliant with UK EV regulations
- Compatible with all electric and hybrid plug-in vehicles

- Models with Wi-Fi/LAN, Wi-Fi/LAN/4G, Wi-Fi/LAN/4G+RFID and Wi-Fi/LAN+RFID
- Fully compliant with The Electric Vehicles (Smart Charge Points) Regulations 2021, including Schedule 1
- Full Smart! functionality via the Monta app
- Dynamic charging - up to 7.4 or 22kW (32A)
- No earth rod required - integrated open PEN conductor protection
- Safe - integrated Type A RCD
- OCPP 1.6j connectivity - free lifetime over-the-air updates
- Type 2 socket with auto-lock
- Tethered version also available



IN STOCK NOW

£420.86_{+vat}

Dartford. Phone: 01322 271171 / 01322 286868 email: info@gws.ltd

On-line Shop www.gwsupplies.co.uk

All Prices + VAT E&OE
Gurney & White Ltd.©



The Alpha E-Tec 33 HB boiler is connected with the Alpha E-Tec EHP external heat pump unit to give a **full hybrid solution**.

Together with the supplied Smartech controls this gives high efficiency heating and hot water. The package uses energy prices and temperature to choose the most efficient combination to heat the home. Hot water is provided instantaneously by the gas boiler when required.

Depending on the demand and outside temperature the heating flow temperature is adjusted to heat the property effectively. The system will automatically vary the water temperature in the radiators depending on the outside temperature.

The radiators may not always feel very hot on mild heating days. This is normal and the room temperature will still be maintained to the required set temperature.

The domestic hot water temperature can be adjusted using the increase and decrease buttons on the boiler control panel. Alternatively, the hot water temperature can be adjusted in the settings on the app on your smart phone. The maximum heating water temperature can also be adjusted for the heating circuit, however, this will still vary depending on outside temperature as the system calculates the most efficient temperature required.

Alpha have brought out the Hybrid Heat pump this year, which includes a 33kw E-Tec combi boiler, a 4kw Heat Pump and a smart tech controller.

This system is ideal for retro fitting into properties, plus you do not have to change the radiators and the installer can fit the boiler one day and come back and fit the heat pump the following day as the customer will not be without heating or hot water.

KEY FEATURES:

- + Packaged heat pump solution
- + Instantaneous hot water on demand, no need for stored hot water
- + Anti-freeze protection can be used without Glycol
- + Always chooses the cheapest fuel source based on current energy tariff
- + Simple hydronic layout, very easy to install
- + Hydrogen blend compatible (up to 20% hydrogen)
- + No need to upgrade existing heating system, minimising install costs + 5 Year Warranty on approved and correctly installed/maintained installation.



£3200.00_{+vat}

Discount Terms & Offers Available.

Dartford. Phone: 01322 271171 / 01322 286868 email: info@gws.ltd

On-line Shop www.gwsupplies.co.uk

All Prices + VAT E&OE
Gurney & White Ltd.©



Gurney & White Ltd

211 London Road Greenhithe DA9 9DO